

**RIDERSERIES
RCM570512**

Weidmüller Interface GmbH & Co. KG
 Klingenbergstraße 16
 D-32758 Detmold
 Germany
 Fon: +49 5231 14-0
 Fax: +49 5231 14-292083
 www.weidmueller.com



Standard relays in the RIDERSERIES RCM

- 4 CO contacts
- Optionally AC or DC coils
- with test button
- Comes optionally with integrated status display and/or free-wheel diode

General ordering data

Order No.	8074760000
Type	RCM570512
Version	RIDERSERIES, Relais, No. of contacts: 4, CO contact with test button, AgNi 90/10, Rated control voltage: 12 V AC, Continuous current: 6 A, Plug-in connection
GTIN (EAN)	4008190100711
Qty.	10 pc(s).

RIDERSERIES
RCM570512

Weidmüller Interface GmbH & Co. KG
 Klingenbergstraße 16
 D-32758 Detmold
 Germany
 Fon: +49 5231 14-0
 Fax: +49 5231 14-292083
 www.weidmueller.com

Technical data
Ratings

Conductor connection system	Plug-in connection	Humidity	40 °C / 93 % rel. humidity, no condensation
Weight	30 g	UL 94 flammability rating	V-0

Dimensions and weights

Width	22.5 mm	Height	28 mm
Depth	29 mm	Weight	30 g
Net weight	30.9 g		

Temperatures

Operating temperature	-40 °C...+70 °C	Storage temperature	-40 °C...+85 °C
-----------------------	-----------------	---------------------	-----------------

Input

Rated control voltage	12 V AC	Rated current AC	83.3 mA
Coil resistance	48 Ω ±10 %	Power rating	1.0 VA
Response / drop-out voltage AC coil	9.6 V / 3.6 V		

Output

Rated switching voltage	240 V AC	Max. switching voltage, AC	240 V
Continuous current	6 A	making current	12 A / 20 ms
Max. switching power	1500 VA	Response time	15 ms / 10 ms
Duration of Bounce	5 ms	Min. switching power	100 mA / 5 V, 10 V / 10 mA, 24 V / 1 mA
Max. switching frequency at rated load	0.1 Hz		

Contact specifications

No. of contacts	4	Contact design	CO contact with test button
Contact material	AgNi 90/10	Mechanical service life	AC coil 20 x 10 ⁶ Switching cycles, DC coil 30 x 10 ⁶ Switching cycles

Insulation coordination

Rated voltage	250 V	Clearance and creepage distances for control side - load side	≥ 4 mm
Dielectric strength for control side - load side	2.5 KV _{eff} / 1 min.	Impulse withstand voltage	5 kV (1.2/50 μs)
Protection degree	IP 50	Insulating material group	IIIa

Other technical data

Version	Without LED
---------	-------------

Further details of approvals / standards

Standards	IEC 61810-1, UL508
-----------	--------------------

**RIDERSERIES
RCM570512**

Weidmüller Interface GmbH & Co. KG
 Klingenbergstraße 16
 D-32758 Detmold
 Germany
 Fon: +49 5231 14-0
 Fax: +49 5231 14-292083
 www.weidmueller.com

Technical data

Classifications

ETIM 2.0	EC001437	ETIM 3.0	EC001437
UNSPSC	30-21-19-17	eClass 4.1	39-12-15-35
eClass 5.1	27-37-16-01	eClass 6.0	27-37-16-01
eClass 7.0	27-37-16-01		

Approvals

Approvals



Downloads

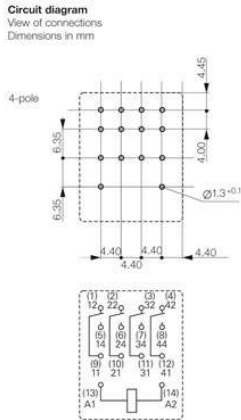
Declaration of Conformity [K295_12_10.pdf](#)

**RIDERSERIES
RCM570512**

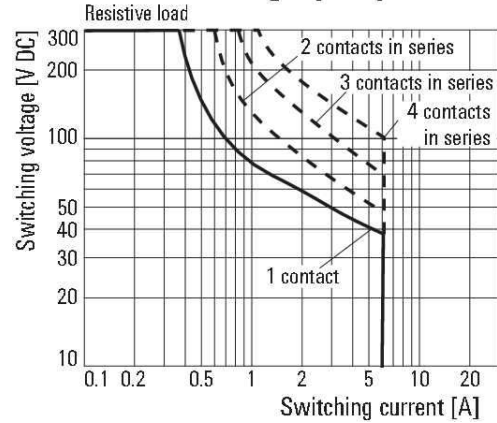
Weidmüller Interface GmbH & Co. KG
 Klingenbergstraße 16
 D-32758 Detmold
 Germany
 Fon: +49 5231 14-0
 Fax: +49 5231 14-292083
 www.weidmueller.com

Drawings

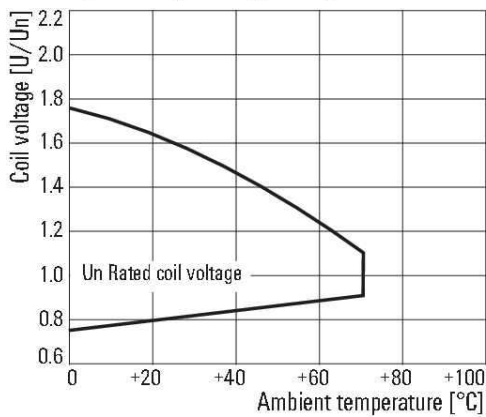
Electric symbol



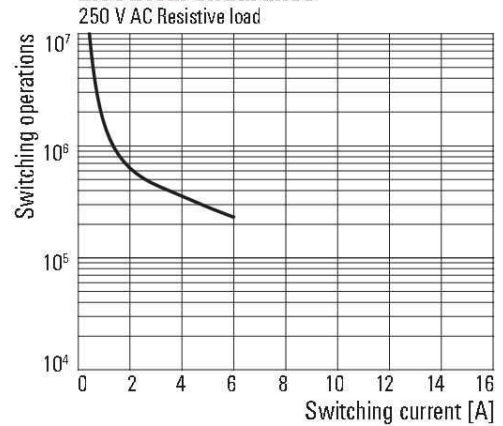
DC load breaking capacity



Operating voltage range AC



Electrical endurance



**RIDERSERIES
RCM570512**

Weidmüller Interface GmbH & Co. KG
Klingenbergstraße 16
D-32758 Detmold
Germany
Fon: +49 5231 14-0
Fax: +49 5231 14-292083
www.weidmueller.com

Drawings

Type code	RCM							
Type	RIDER Control Multiple							
Contacts	2 2 CO contacts							
	3 3 CO contacts							
	5 4 CO contacts							
Contact material	7 AgNi 90/10, with test button							
	8 AgNi 90/10 hgp, with test button							
Type of construction	0 Standard, 2.8 mm Faston							
					DC coil		with LED	with LED + diode
					006 6 V DC	L06		
					012 12 V DC	L12	AB2	
					024 24 V DC	L24	AC4	
					048 48 V DC	L48	AE8	
					060 60 V DC	L60		
					110 110 V DC	M10	BB0	
					220 220 V DC	N20		
					AC coil			
					506 6 V AC	R06		
					512 12 V AC	R12		
					524 24 V AC	R24		
					548 48 V AC	R48		
					615 115 V AC	S15		
					730 230 V AC	T30		