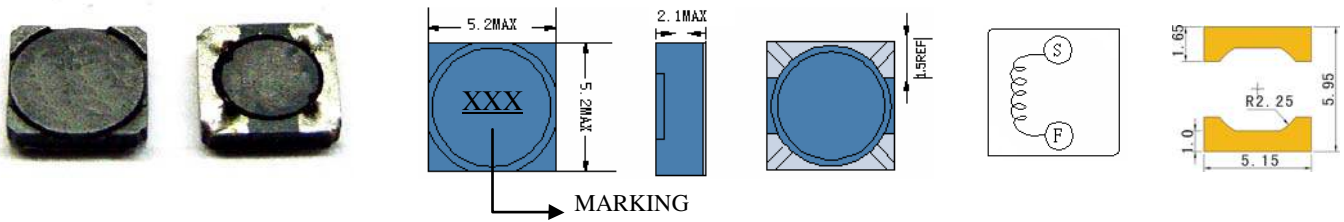


# SCMS5D20

## SMD POWER INDUCTORS



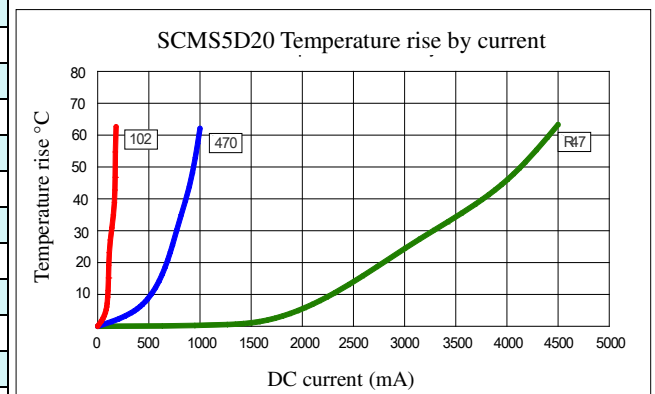
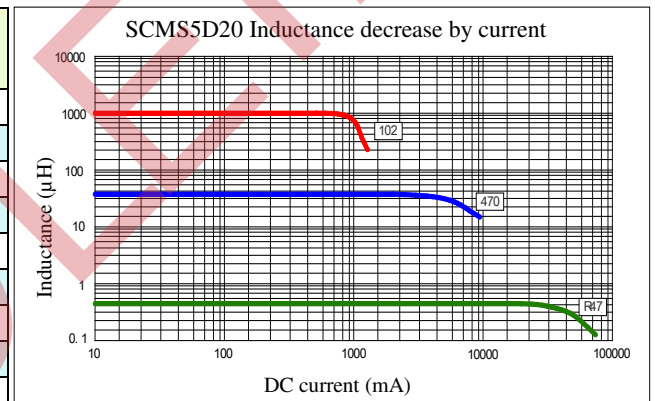
### • Features

1. Magnetically shielded construction – Low EMI
2. Excellent Power Density
3. Engineered to Provide High Efficiency

## ELECTRICAL CHARACTERISTICS



Part Number	Inductance (uH) (1)	Test Frequency	DC Resistance (Ω MAX) (2)	Saturation Current <sup>(3)</sup> (A)	Temperature Current <sup>(4)</sup> (A)
SCMS5D20-R47	0.47	100KHZ	22m	4.00	3.10
SCMS5D20-1R2	1.2	100KHZ	30m	2.55	2.70
SCMS5D20-1R5	1.5	100KHZ	34m	2.15	2.50
SCMS5D20-2R2	2.2	100KHZ	47m	1.87	2.37
SCMS5D20-3R3	3.3	100KHZ	60m	1.47	2.20
SCMS5D20-4R7	4.7	100KHZ	67m	1.33	2.02
SCMS5D20-6R2	6.2	100KHZ	79m	1.12	1.81
SCMS5D20-8R2	8.2	100KHZ	110m	0.966	1.62
SCMS5D20-100	10	100KHZ	121m	0.903	1.45
SCMS5D20-150	15	100KHZ	182m	0.718	1.37
SCMS5D20-220	22	100KHZ	226m	0.596	1.17
SCMS5D20-330	33	100KHZ	341m	0.491	0.99
SCMS5D20-470	47	100KHZ	512m	0.406	0.82
SCMS5D20-680	68	100KHZ	764m	0.337	0.72
SCMS5D20-820	82	100KHZ	856m	0.308	0.57
SCMS5D20-101	100	100KHZ	1.17	0.283	0.52
SCMS5D20-151	150	100KHZ	1.65	0.228	0.46
SCMS5D20-221	220	100KHZ	2.50	0.188	0.43
SCMS5D20-331	330	100KHZ	3.84	0.155	0.34
SCMS5D20-471	470	100KHZ	4.75	0.129	0.28
SCMS5D20-681	680	100KHZ	7.80	0.107	0.20
SCMS5D20-821	820	100KHZ	8.25	0.098	0.18
SCMS5D20-102	1000	100KHZ	13.56	0.088	0.12



(1). Inductance tolerance for 0.47uH~8.2uH:  $\pm 30\%$ , for 10uH~1000uH:  $\pm 20\%$ . Tested at 0.25V, 0ADC and 25°C

(2). DCR measured at 25°C.

(3). The DC current at which the inductance decreases by 30% from its initial value.

(4). The DC current that results in a 40°C temperature rise from 25°C ambient.

[Click here for QUANTITY PER REEL & PACKING INFORMATION](#)

Custom versions available upon request.

© 2019 Signal Transformer – Specification subject to change without notice. 12.19