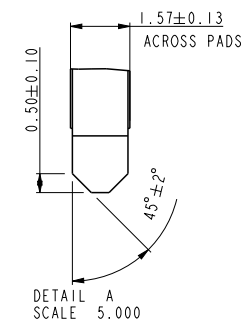
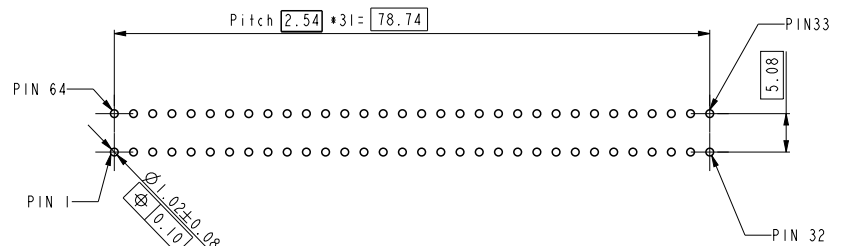
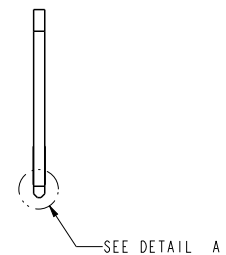
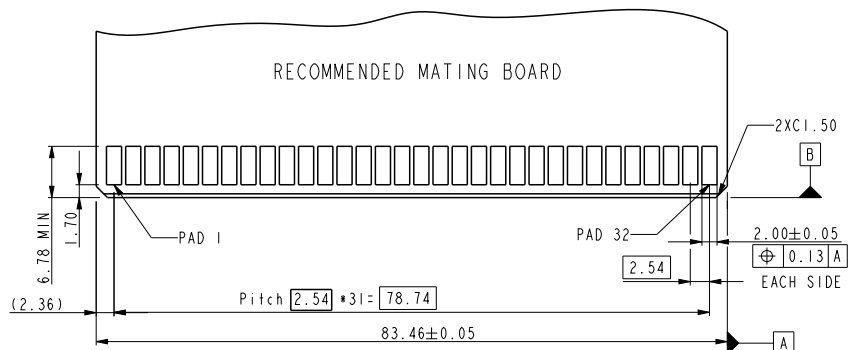




PART NUMBER 10046971-001LF



RECOMMENDED PC BOARD LAYOUT AND THE THICKNESS IS 2.36mm

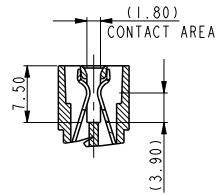
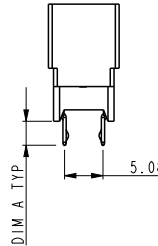
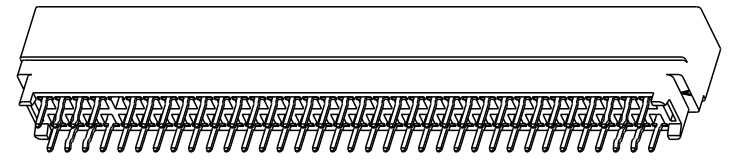
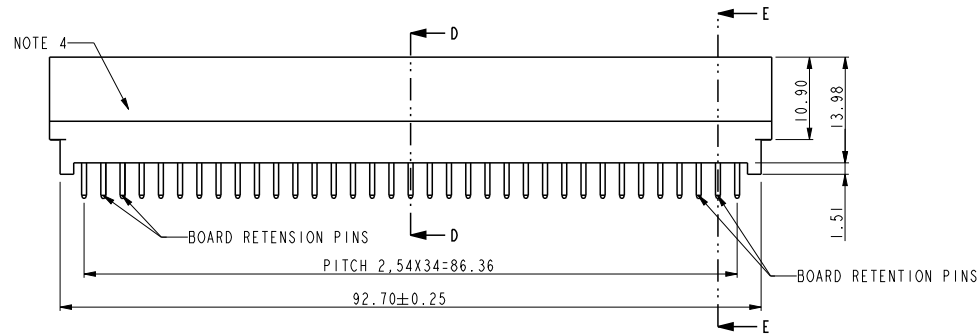
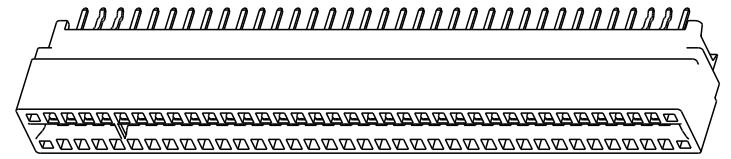
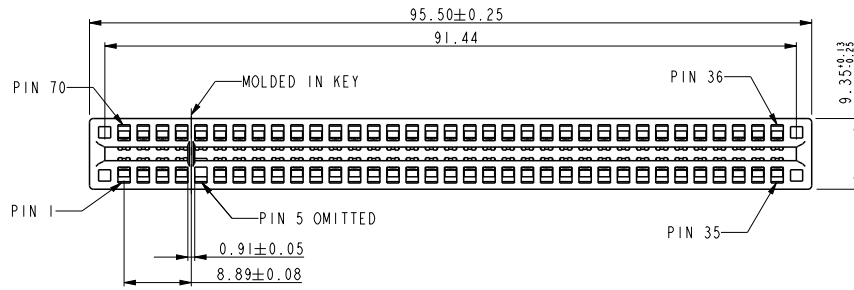
spec ref	*	dr	w wcadmin	2006/08/24	projection 	MM ←→	size	A4	scale	1.000		
tolerance std	TOLERANCES UNLESS OTHERWISE SPECIFIED	eng	Sunny2 Liu	2016/04/12			ecn no	ELX-DG-22934-1				
		chr	Terris Liu	2016/05/20			rel level	Released				
surface	✓	appr	Pei-Ming Zheng	2016/05/24	product family							
	linear	0.X	±0.50	Amphenol <b>FCi</b>	title	PEC VT		dwg no	10046971			
		0.XX	±0.25			WITHOUT SIGNAL ASSY			rev		H	
		0.XXX	±0.10			cat. no.	*		Product - Customer Drw		sheet 2 of 4	
	angular	0°	±2°									

Creo File - REV E - 2016-02-12

Amphenol  
FCi

© 2016 AFCI

PART NUMBER	DIM A
10046971-003LF	3.17±0.50
10046971-055LF	4.00±0.50



SECTION D-D

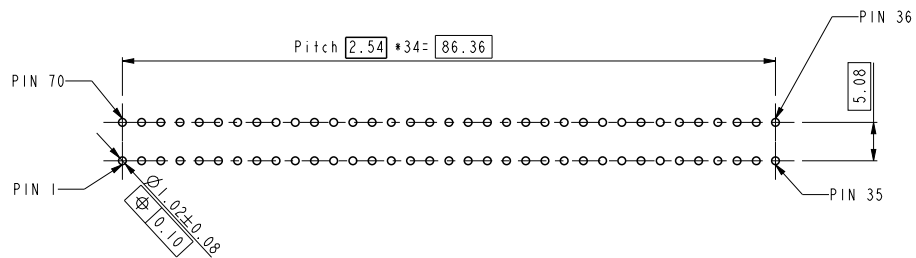
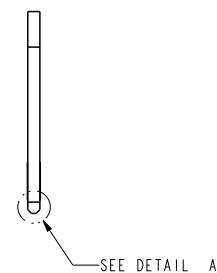
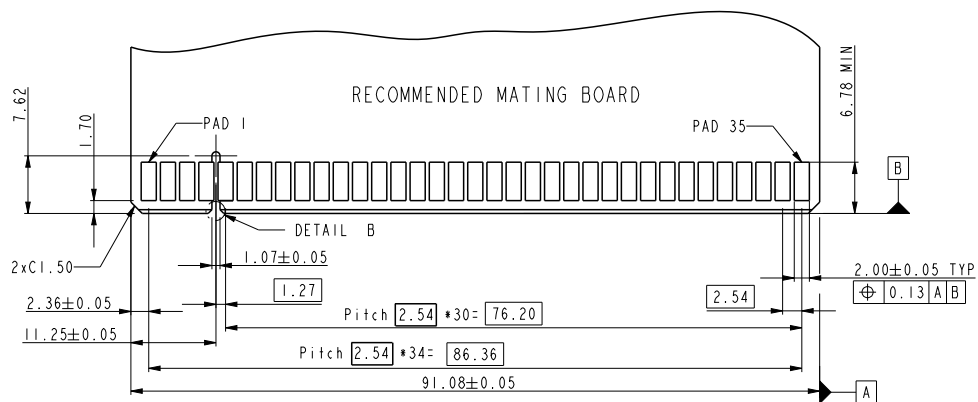


SECTION E-E  
BOARD RETENSION PINS

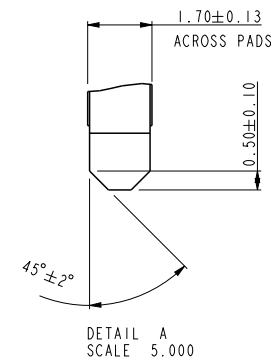
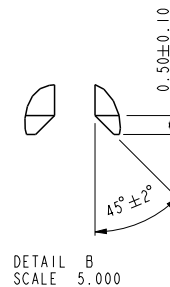
- NOTE:
- Material:  
HOUSING: HIGH TEMPERATURE THERMOPLASTIC,  
UL 94 V-0 FLAME RETARDANT.  
TERMINAL: HIGH CONDUCTIVITY COPPER ALLOY.  
PLATING SPEC AS BELOW:  
Ni 50u" UNDER PLATED.  
Au 30u" OVER CONTACT AREA.(ONE SIDE)  
Matte Tin 120u" OVER SOLDERING AREA.
  - PACKING SPEC. GS-14-937
  - PRODUCT SPEC. GS-12-338.
  - PRODUCT MARKING ON HOUSING IN AREA SHOWN MEETS AFCl SPECIFICATION: GS-24-007.
  - A SYMBOL WILL BE NEXT TO ANY DIMENSION, VIEW, OR NOTE WHICH HAS BEEN MODIFIED WITH THE CURRENT DRAWING DEVISION.

spec ref	*	dr	w wcadmin	2006/08/24	projection	MM	size	A4	scale	1.000
tolerance std	TOLERANCES UNLESS OTHERWISE SPECIFIED	eng	Sunny2 Liu	2016/04/12			ecn no		ELX-DG-22934-1	
		chr	Terris Liu	2016/05/20			rel level		Released	
		appr	Pei-Ming Zheng	2016/05/24	product family					
surface	linear	0.X	±0.50	<b>Amphenol FCI</b>	title PEC VT WITHOUT SIGNAL ASSY		dwg no 10046971		rev H	
		0.XX	±0.25							
		0.XXX	±0.10							
	angular	0°	±2°	cat. no.	*	Product - Customer Drw		sheet 3 of 4		

PART NUMBER  
10046971-003LF  
10046971-055LF



RECOMMENDED PC BOARD LAYOUT  
AND THE THICKNESS IS 2.36mm



spec ref	*	dr	w cadmin	2006/08/24	projection	MM ←→	size	A4	scale	1.000	
tolerance std	TOLERANCES UNLESS OTHERWISE SPECIFIED	eng	Sunny2 Liu	2016/04/12			ecn no	ELX-DG-22934-1			
		chr	Terris Liu	2016/05/20				rel level	Released		
surface	✓	appr	Pei-Ming Zheng	2016/05/24	product family	rel level	Released				
	linear	0.X	±0.50	Amphenol FCi	title	PEC VT WITHOUT SIGNAL ASSY	dwg no	10046971		rev	H
		0.XX	±0.25					cat. no.	*	Product - Customer Drw	sheet 4 of 4
		0.XXX	±0.10								
	angular	0°	±2°								