

**Features**

- Four beads in one package
- High speed and high impedance
- Nickel barrier



The MA Series is currently available but not recommended for new designs.

**MA Series Chip Ferrite Bead Arrays**

**Electrical Specifications**

| Model Number | Impedance (Ω) at 100MHz | RDC (Ω) Max. | IDC (mA) Max. |
|--------------|-------------------------|--------------|---------------|
| MA3216-600M4 | 60                      | 0.12         | 200           |
| MA3216-800M4 | 80                      | 0.15         | 150           |
| MA3216-121M4 | 120                     | 0.20         | 100           |
| MA3216-201M4 | 200                     | 0.30         | 100           |
| MA3216-301M4 | 300                     | 0.45         | 100           |
| MA3216-471M4 | 470                     | 0.45         | 100           |
| MA3216-601M4 | 600                     | 0.50         | 100           |
| MA3216-102M4 | 1000                    | 0.80         | 100           |
| MA3216-600T4 | 60                      | 0.12         | 200           |
| MA3216-121T4 | 120                     | 0.20         | 200           |
| MA3216-201T4 | 200                     | 0.30         | 150           |
| MA3216-301T4 | 300                     | 0.45         | 150           |
| MA3216-601T4 | 600                     | 0.50         | 100           |
| MA3216-102T4 | 1000                    | 0.80         | 50            |
| MA3216-500S4 | 50                      | 0.20         | 200           |
| MA3216-800S4 | 80                      | 0.25         | 200           |
| MA3216-121S4 | 120                     | 0.25         | 200           |
| MA3216-201S4 | 200                     | 0.30         | 200           |
| MA3216-301S4 | 300                     | 0.40         | 200           |

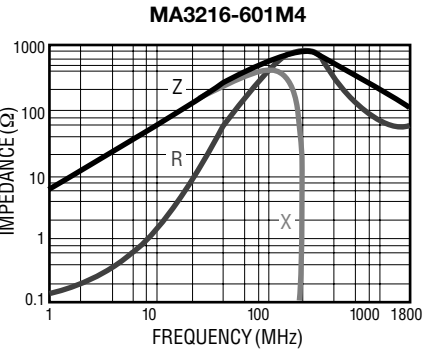
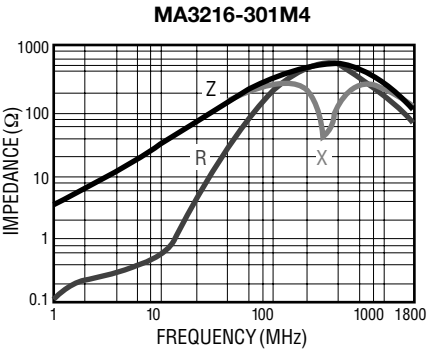
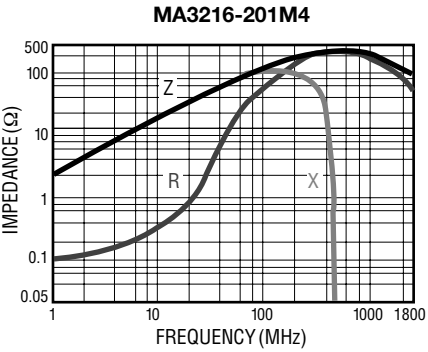
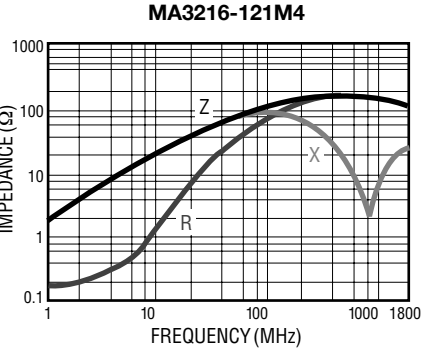
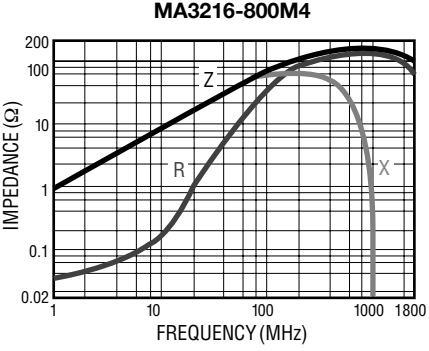
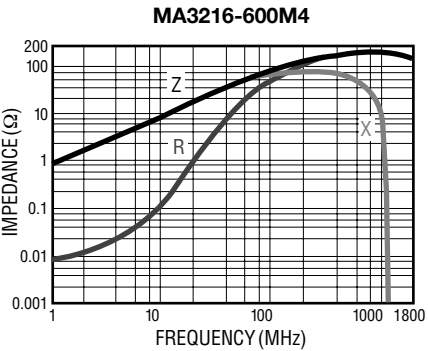
**General Specifications**

Operating Temperature .....-55 °C to +125 °C  
 Storage Temperature...-55 °C to +125 °C  
 Storage Condition .....+40 °C max. at 70 % RH  
 Impedance Tolerance.....±25 %  
 Reflow Soldering .....230 °C, 10 seconds max.  
 Resistance to Soldering Heat .....260 °C, 10 seconds  
 Model Designator  
 M4 .....High Impedance  
 T4 .....Low Speed  
 S4 .....High Speed  
 Rated Current.....Based on max. temperature rise of +40 °C  
 Terminal Strength (Force "F" applied for 30 seconds)  
 3216 Series.....1.2 F (Kg)

**Materials**

Core Material .....Ferrite  
 Internal Conductor.....Ag  
 Terminal .....Ag/Ni/Sn

**Electrical Specifications (continued)**

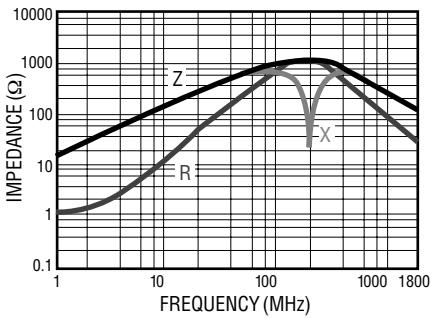


\*RoHS Directive 2002/95/EC Jan. 27, 2003 including annex and RoHS Recast 2011/65/EU June 8, 2011. Specifications are subject to change without notice. The device characteristics and parameters in this data sheet can and do vary in different applications and actual device performance may vary over time. Users should verify actual device performance in their specific applications.

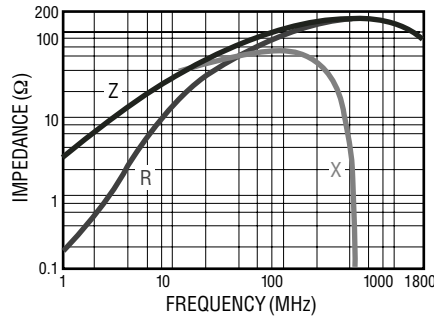
# MA Series Chip Ferrite Bead Arrays

## Electrical Specifications (Continued)

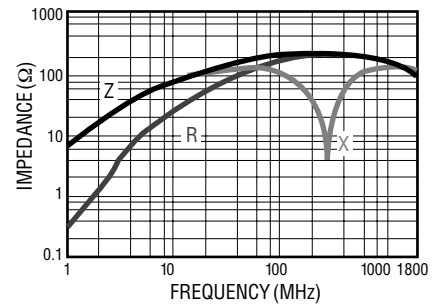
**MA3216-102M4**



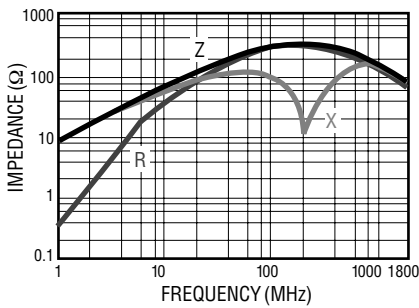
**MA3216-121T4**



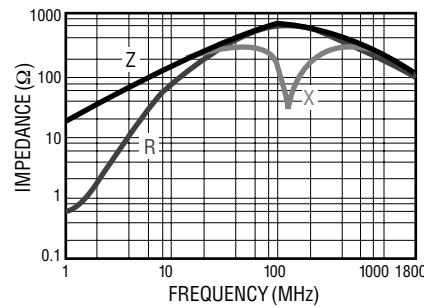
**MA3216-201T4**



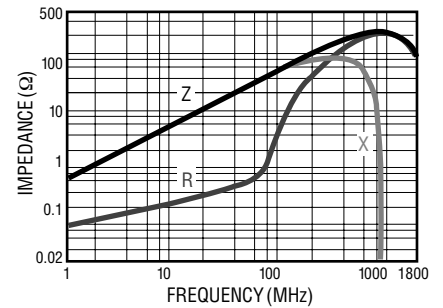
**MA3216-301T4**



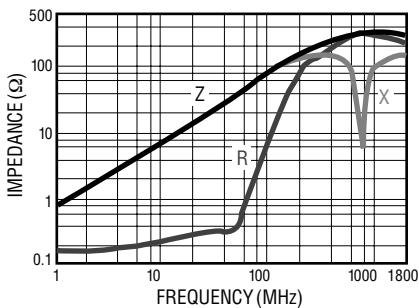
**MA3216-601T4**



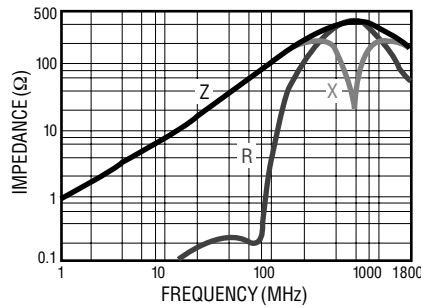
**MA3216-500S4**



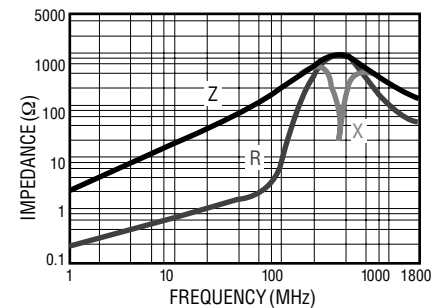
**MA3216-800S4**



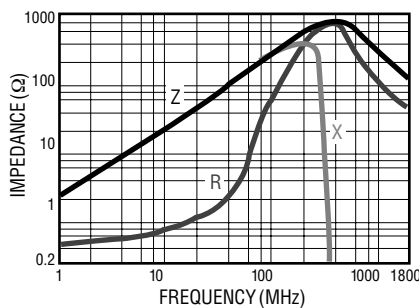
**MA3216-121S4**



**MA3216-201S4**



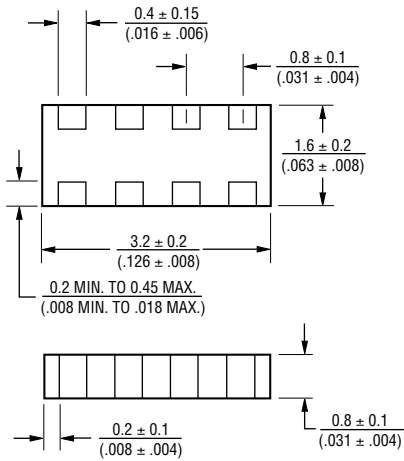
**MA3216-301S4**



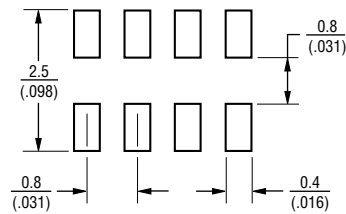
Specifications are subject to change without notice.  
The device characteristics and parameters in this data sheet can and do vary in different applications and actual device performance may vary over time.  
Users should verify actual device performance in their specific applications.

# MA Series Chip Ferrite Bead Arrays

## Product Dimensions

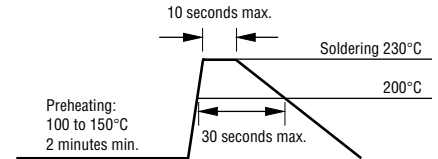


## Recommended Land Pattern

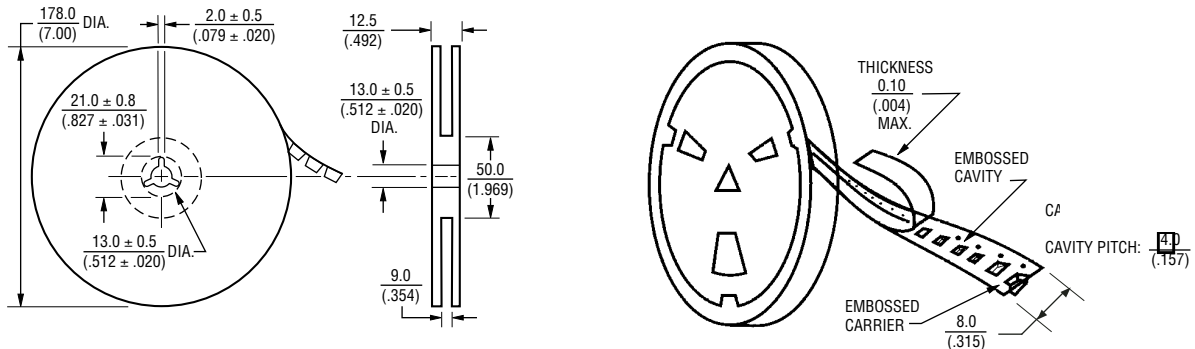


DIMENSIONS ARE:  $\frac{\text{MM}}{\text{(INCHES)}}$

## Recommended Soldering



## Reel Dimensions



3000 pcs. per reel.  
Gross weight: 140g.