

1-1903415-1 ✓ ACTIVE



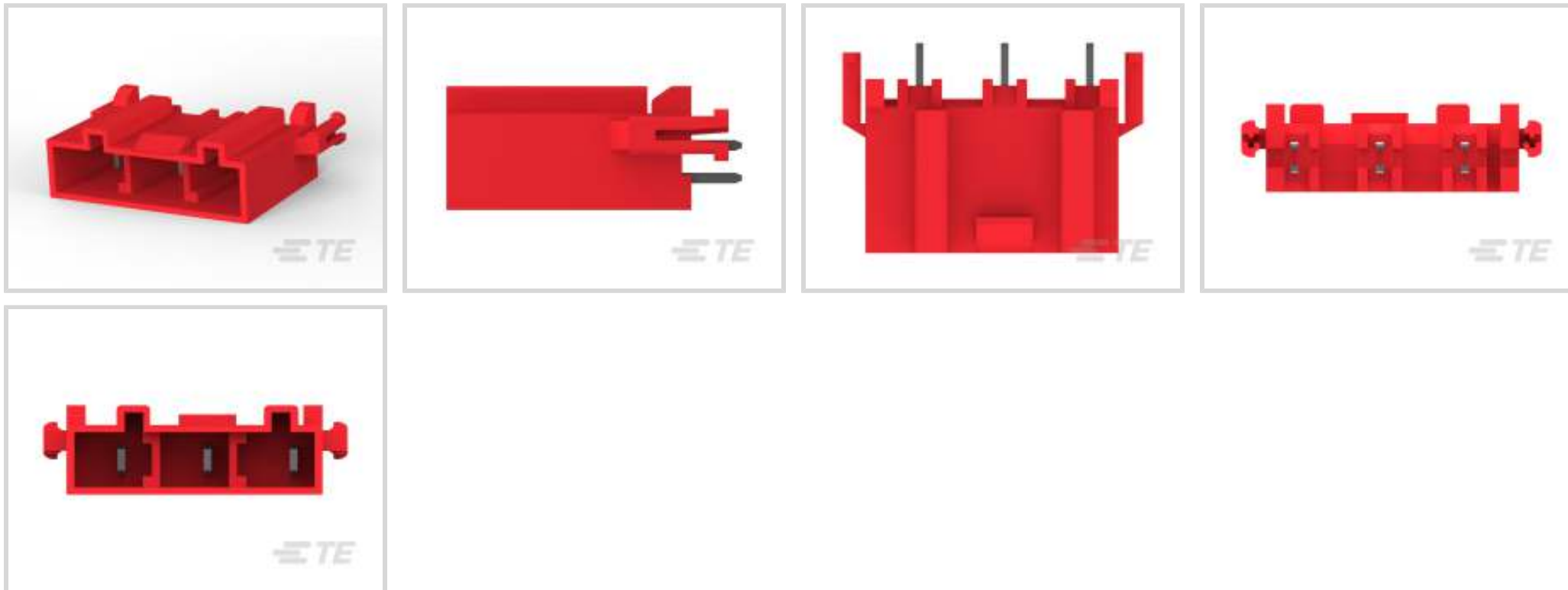
GRACE INERTIA 9.0

TE Internal #: 1-1903415-1

Rectangular Power Connectors, Header, Receptacle, Wire-to-Board, 3 Position, 9 mm [.354 in] Centerline, Printed Circuit Board, GRACE INERTIA 9.0

[View on TE.com >](#)

Connectors > Power Connectors > Rectangular Power > Rectangular Power Connectors



Rectangular Power Connector Type: **Header**

Connector & Housing Type: **Receptacle**

Connector System: **Wire-to-Board**

Number of Positions: **3**

Centerline (Pitch): **9 mm [.354 in]**

Features

Product Type Features

Header Type	Fully Shrouded
Rectangular Power Connector Type	Header
Connector & Housing Type	Receptacle
Connector System	Wire-to-Board
Sealable	No
Connector & Contact Terminates To	Printed Circuit Board

Configuration Features

Number of Positions	3
PCB Mount Orientation	Vertical
Number of Power Positions	3
Number of Signal Positions	0
Number of Rows	1

Electrical Characteristics

Operating Voltage	600 VDC
-------------------	---------



Contact Features

PCB Contact Termination Area Plating Material Thickness	1 μm [39.37 μin]
Contact Layout	Inline
Mating Tab Width	3.1 mm[.122 in]
Contact Underplating Material Thickness	.8 – 3 μm [31.496 – 118.11 μin]
Contact Mating Area Plating Material	Tin
Contact Underplating Material	Nickel
Contact Base Material	Copper Alloy
Contact Current Rating (Max)	20 A
Contact Retention Within Housing	With
Contact Type	Tab
PCB Contact Termination Area Plating Material	Tin
Contact Mating Area Plating Material Thickness	.8 μm [31.5 μin]

Termination Features

Termination Post & Tail Length	3.8 mm[.148 in]
Termination Method to Wire & Cable	Crimp
Termination Method to Printed Circuit Board	Through Hole - Solder

Mechanical Attachment

Strain Relief	Without
Mating Alignment Type	Polarization
Mating Retention	With
Mating Alignment	With
PCB Mount Alignment	Without
Panel Mount Feature	Without
PCB Mount Retention	With
PCB Mount Retention Type	Boardlock
Mating Retention Type	Latch
Connector Mounting Type	Board Mount

Housing Features

Centerline (Pitch)	9 mm[.354 in]
Housing Color	Red
Housing Material	Nylon 6/6 GF



Dimensions

Connector Height	18.4 mm [.724 in]
Product Length	26.8 mm
Wire Size	2427 – 7144 CMA

Usage Conditions

Operating Temperature Range	-40 – 105 °C [-40 – 221 °F]
-----------------------------	-----------------------------

Operation/Application

Circuit Application	Power
---------------------	-------

Industry Standards

UL Flammability Rating	UL 94V-0
Glow Wire Rating	GWT 750°C (Without Flame)

Packaging Features

Packaging Quantity	132
Packaging Method	Bag

Product Compliance

[For compliance documentation, visit the product page on TE.com>](#)

EU RoHS Directive 2011/65/EU	Compliant
EU ELV Directive 2000/53/EC	Compliant
China RoHS 2 Directive MIIT Order No 32, 2016	No Restricted Materials Above Threshold
EU REACH Regulation (EC) No. 1907/2006	Current ECHA Candidate List: JUNE 2023 (235) Candidate List Declared Against: JUNE 2023 (235) Does not contain REACH SVHC
Halogen Content	Not Low Halogen - contains Br or Cl > 900 ppm.
Solder Process Capability	Wave solder capable to 265°C

Product Compliance Disclaimer

This information is provided based on reasonable inquiry of our suppliers and represents our current actual knowledge based on the information they provided. This information is subject to change. The part numbers that TE has identified as EU RoHS compliant have a maximum concentration of 0.1% by weight in homogenous materials for lead, hexavalent chromium, mercury, PBB, PBDE, DBP, BBP, DEHP, DIBP, and 0.01% for cadmium, or qualify for an exemption to these limits as defined in the Annexes of Directive 2011/65/EU (RoHS2). Finished electrical and electronic equipment products will be CE marked as required by Directive 2011/65/EU. Components may not be CE marked. Additionally, the part numbers that TE has identified as EU ELV compliant have a maximum concentration of 0.1% by weight in homogenous materials for lead, hexavalent chromium, and mercury, and 0.01% for cadmium, or qualify for an exemption to these limits as defined in the Annexes of Directive 2000/53/EC (ELV). Regarding the REACH Regulation, the information TE provides




on SVHC in articles for this part number is based on the latest European Chemicals Agency (ECHA) 'Guidance on requirements for substances in articles' posted at this URL: <https://echa.europa.eu/guidance-documents/guidance-on-reach>

Compatible Parts



TE Part # CAT-G7534-P729A
Glow Wire GRACE INERTIA Plug

Also in the Series | GRACE INERTIA 9.0



Rectangular Connector Locking(1)



Rectangular Power Connectors(9)

Customers Also Bought



TE Part #1734795-1
RJ45,8P8C,SHD,W/O LED,DIP 6u"



TE Part #2-1903415-1
GHC 9.0 3POS HDR ASSY BLUE



TE Part #1747996-3
GHC EYELET 12.4 2POS HEADER ASSY BLUE



TE Part #1747996-1
GHC EYELET 12.4 2POS HEADER ASSY NATURAL



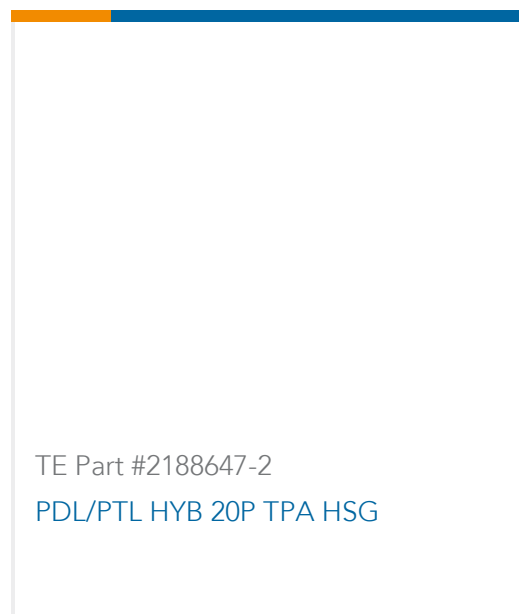
TE Part #1746062-1
2.5SDL HDR 14P STD ASSY NAT



TE Part #2108744-1
POWER 2P HDR ASSY L/PRO NAT



TE Part #4-2324245-0
ASSY,HDR,VERT,GWT,BOSSED,DUAL ROW, EP2.5



TE Part #2188647-2
PDL/PTL HYB 20P TPA HSG



Documents

Product Drawings

[GHC 9.0 3POS HDR ASSY RED](#)

English

CAD Files

Customer View Model

[ENG_CVM_CVM_1-1903415-1_G.2d_dxf.zip](#)

English

[3D PDF](#)

3D

Customer View Model

[ENG_CVM_CVM_1-1903415-1_G.3d_igs.zip](#)

English

Customer View Model

[ENG_CVM_CVM_1-1903415-1_G.3d_stp.zip](#)

English

By downloading the CAD file I accept and agree to the [Terms and Conditions](#) of use.

Datasheets & Catalog Pages

[1-1773883-5 GRACE INERTIA connector quick reference guide](#)

English

Product Specifications

[Application Specification](#)

English

Product Environmental Compliance

[TE Material Declaration](#)

English