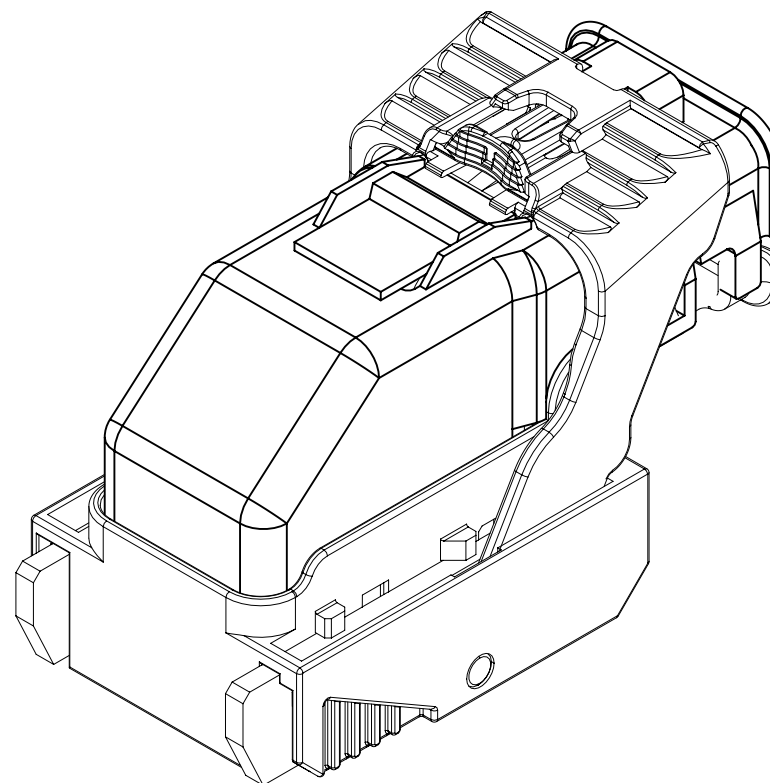




INDEX	
PAGE TITLE	PAGE
TITLE BLOCK	1
REVISION BLOCK	2
PART BLOCK	3
KPC BLOCK	4
COMPONENT TABLE	5
NOTES	6
NOTES	7
WIRE DRESS PACKAGING DIMENSIONS	8
LOCATION AND PACKAGING DIMENSIONS REFERENCING INTERFACE DATUMS B & C	9
LOCATION AND PACKAGING DIMENSIONS REFERENCING INTERFACE DATUM A	10
KEY ID REF - WIRE DRESS OPTION 0	11
KEY ID REF - WIRE DRESS OPTION 9	12
CIRCUIT CONFIGURATIONS	13
CIRCUIT CONFIGURATIONS	14
COMPONENT CONNECTOR INTERFACE	15
COMPONENT CONNECTOR INTERFACE	16
COMPONENT CONNECTOR INTERFACE	17
COMPONENT CONNECTOR INTERFACE	18
COMPONENT CONNECTOR INTERFACE	19
COMPONENT CONNECTOR INTERFACE	20
COMPONENT CONNECTOR INTERFACE	21
COMPONENT CONNECTOR INTERFACE	22




ISO VIEW

	THIS DOCUMENT IS IN ACCORDANCE WITH ASME Y14.5M-1994 AS AMENDED BY THE GM GLOBAL DIMENSIONING AND TOLERANCING ADDENDUM - 2004.			DATE	
	 CHANGE RESTRICTED NO MANUAL CHANGES	REFERENCE 12H (MOLEX AUTOMOTIVE)	DRAFTER	D. KOEHLER	28AP15
APVD1			M.R. OOSTERINK	29AP15	
APVD2			J. SWARTZ	29AP15	
APVD3			G. FLECK	08MY15	
APVD4					
DO NOT SCALE		APVD5			
METRIC DIMENSIONS SHOWN IN MILLIMETERS UNLESS OTHERWISE SPECIFIED	DRAWING NAME				
	HARNESS CONN ASM-SEALED 18/49/56 CKTS, MX123				
	DRAWING NUMBER	12642694			PAGE NUMBER
		DWG STATUS			
		ST	REV	PD1	
		R	001		1 of 22

PAGE	DWG STATUS					REVISION HISTORY	AUTH	DR	CK	ENG
	DATE	ST	REV	CHG	PDI					

PAGE	DWG STATUS					REVISION HISTORY	AUTH	DR	CK	ENG
	DATE	ST	REV	CHG	PDI					
	08MY15	R	001			RELEASED TO PRODUCTION AT DLS A	CRMRJD	DFK	MRO	GF

	PAGE TITLE	DRAWING NUMBER	DWG STATUS			PAGE NUMBER	
	REVISION BLOCK		12642694	ST	REV		PDI
				R	001		

30	RD	12582679		C	006		0.009	WIRE HARNESS COVER	18/49/56 WAY
29	RD	AVA77143		C	002		0.041	HARN CONN ASM 56 CKT	KEY M OPTION 9
28	RD	AVA77193		C	002		0.041	HARN CONN ASM 56 CKT	KEY L OPTION 9
27	RD	AVA77192		C	002		0.041	HARN CONN ASM 56 CKT	KEY K OPTION 9
26	RD	12615659		C	004		0.041	HARN CONN ASM 56 CKT	KEY J OPTION 9
25	RD	12603601		C	003		0.041	HARN CONN ASM 56 CKT	KEY H OPTION 9
24	RD	12603600		C	004		0.041	HARN CONN ASM 56 CKT	KEY G OPTION 9
23	RD	AVA77168		C	004		0.041	HARN CONN ASM 56 CKT	KEY M OPTION 0
22	RD	AVA77167		C	004		0.041	HARN CONN ASM 56 CKT	KEY L OPTION 0
21	RD	AVA77166		C	003		0.041	HARN CONN ASM 56 CKT	KEY K OPTION 0
20	RD	12615658		C	004		0.041	HARN CONN ASM 56 CKT	KEY J OPTION 0
19	RD	12582681		C	004		0.041	HARN CONN ASM 56 CKT	KEY H OPTION 0
18	RD	12582680		Z	008		0.041	HARN CONN ASM 56 CKT	KEY G OPTION 0
17	RD	12615665		C	004		0.040	HARN CONN ASM 49 CKT	KEY F OPTION 9
16	RD	12615664		C	004		0.040	HARN CONN ASM 49 CKT	KEY E OPTION 9
15	RD	12615663		C	004		0.040	HARN CONN ASM 49 CKT	KEY D OPTION 9
14	RD	12666121		C	003		0.040	HARN CONN ASM 49 CKT	KEY C OPTION 9
13	RD	12650787		C	001		0.040	HARN CONN ASM 49 CKT	KEY B OPTION 9
12	RD	12666119		C	003		0.040	HARN CONN ASM 49 CKT	KEY A OPTION 9
11	RD	12615662		C	003		0.040	HARN CONN ASM 49 CKT	KEY F OPTION 0
10	RD	12615661		C	003		0.040	HARN CONN ASM 49 CKT	KEY E OPTION 0
09	RD	12615660		C	004		0.040	HARN CONN ASM 49 CKT	KEY D OPTION 0
08	RD	12666120		C	003		0.040	HARN CONN ASM 49 CKT	KEY C OPTION 0
07	RD	12650786		C	001		0.040	HARN CONN ASM 49 CKT	KEY B OPTION 0
06	RD	12666118		C	002		0.040	HARN CONN ASM 49 CKT	KEY A OPTION 0
05	RD	12644159		C	003		0.044	HARN CONN ASM 18 CKT	KEY H OPTION 9
04	RD	12644157		C	003		0.044	HARN CONN ASM 18 CKT	KEY G OPTION 9
03	RD	12644158		C	003		0.044	HARN CONN ASM 18 CKT	KEY H OPTION 0
02	RD	12644156		C	003		0.044	HARN CONN ASM 18 CKT	KEY G OPTION 0
01	RD	12642694	A	Z	001		1.285	HARNESS CONN ASM-SEALED 18/49/56CKTS,MX123	
								DRAWING	

HIERARCHY /QUANTITY

DWG ITM

DWG RLTN SHIP

PART NUMBER

P-A ITM

DL S

ST

REV

PD I

N M C I

MASS (KG)

PART NAME

NOTES

PARTS SHOWN ON DRAWING



PAGE TITLE
PART BLOCK

DRAWING NUMBER

12642694

DWG STATUS

ST	REV	PD I
R	001	

PAGE NUMBER

3 of 22

KEY PRODUCT CHARACTERISTICS
(IN ACCORDANCE WITH QN 1805 OR ON 1050)



SAFETY/COMPLIANCE

TOTAL ON
DRAWING

5



FIT/FUNCTION

LAST NO.
USED

5

NO	TYPE	DESCRIPTION	RATIONALE	PAGE/ZONE
1	F/F	32.68	IMPROVE CONNECTOR SYSTEM MATING	16
2	F/F	29.00	INSURE PROPER RELEASE OF LEVER	16
3	F/F	15.25	INSURE FINAL MATE POSITION	17
5	F/F	POSITIONAL TOLERANCE (2 PLACES)	INSURE CONNECTOR SYSTEM MATIBILITY	20



PAGE TITLE
KPC BLOCK

DRAWING NUMBER

12642694

DWG STATUS

ST	REV	PD1
----	-----	-----


R	001	
---	-----	--

PAGE NUMBER

4 OF 22

P. No	MFG.	MFG. P/N	GM P/N	Effective Date	APPLICABLE COMPONENTS	Key Option	Wire Dress Option	Key Config.	Color	Status
					DESCRIPTION					
1	Molex	34575-0003	12582679	02JN03	WIRE HARNESS COVER	N/A	NA	N/A	BLACK	AVAILABLE
2	Molex	34576-0103	12666118	31JL15	HARN CONN ASM 49 CKT	A	0	1458	BLACK	ACTIVE
3	Molex	34576-0203	12650786	T.B.D.	HARN CONN ASM 49 CKT	B	0	1468	ST GRAY	NOT ACTIVE
4	Molex	34576-0303	12666120	31JL15	HARN CONN ASM 49 CKT	C	0	2467	BLUE	ACTIVE
5	Molex	34576-0403	12615660	T.B.D.	HARN CONN ASM 49 CKT	D	0	2367	BROWN	NOT ACTIVE
6	Molex	34576-0503	12615661	T.B.D.	HARN CONN ASM 49 CKT	E	0	2468	GREEN	NOT ACTIVE
7	Molex	34576-0603	12615662	T.B.D.	HARN CONN ASM 49 CKT	F	0	1357	NATURAL	NOT ACTIVE
8	Molex	34576-0703	12582680	11JN04	HARN CONN ASM 56 CKT	G	0	1358	BLUE	AVAILABLE
9	Molex	34576-0803	12582681	11JN04	HARN CONN ASM 56 CKT	H	0	2458	ST GRAY	AVAILABLE
10	Molex	34576-0903	12615658	T.B.D.	HARN CONN ASM 56 CKT	J	0	2457	BLACK	NOT ACTIVE
11	Molex	34576-1003	AVA77166	T.B.D.	HARN CONN ASM 56 CKT	K	0	2357	BROWN	NOT ACTIVE
12	Molex	34576-1103	AVA77167	T.B.D.	HARN CONN ASM 56 CKT	L	0	2368	GREEN	NOT ACTIVE
13	Molex	34576-1203	AVA77168	T.B.D.	HARN CONN ASM 56 CKT	M	0	2358	NATURAL	NOT ACTIVE
14	Molex	34576-1303	12666119	31JL15	HARN CONN ASM 49 CKT	A	9	1458	BLACK	ACTIVE
15	Molex	34576-1403	12650787	T.B.D.	HARN CONN ASM 49 CKT	B	9	1468	ST GRAY	NOT ACTIVE
16	Molex	34576-1503	12666121	31JL15	HARN CONN ASM 49 CKT	C	9	2467	BLUE	ACTIVE
17	Molex	34576-1603	12615663	T.B.D.	HARN CONN ASM 49 CKT	D	9	2367	BROWN	NOT ACTIVE
18	Molex	34576-1703	12615664	T.B.D.	HARN CONN ASM 49 CKT	E	9	2468	GREEN	NOT ACTIVE
19	Molex	34576-1803	12615665	T.B.D.	HARN CONN ASM 49 CKT	F	9	1357	NATURAL	NOT ACTIVE
20	Molex	34576-1903	12603600	11JN04	HARN CONN ASM 56 CKT	G	9	1358	BLUE	AVAILABLE
21	Molex	34576-2003	12603601	T.B.D.	HARN CONN ASM 56 CKT	H	9	2458	ST GRAY	NOT ACTIVE
22	Molex	34576-2103	12615659	T.B.D.	HARN CONN ASM 56 CKT	J	9	2457	BLACK	NOT ACTIVE
23	Molex	34576-2203	AVA77192	T.B.D.	HARN CONN ASM 56 CKT	K	9	2357	BROWN	NOT ACTIVE
24	Molex	34576-2303	AVA77193	T.B.D.	HARN CONN ASM 56 CKT	L	9	2368	GREEN	NOT ACTIVE
25	Molex	34576-2403	AVA77143	T.B.D.	HARN CONN ASM 56 CKT	M	9	2358	NATURAL	NOT ACTIVE
26	Molex	34851-0007	12644156	31AU15	HARN CONN ASM 18 CKT	G	0	1358	BLUE	ACTIVE
27	Molex	34851-0008	12644158	31AU15	HARN CONN ASM 18 CKT	H	0	2458	ST GRAY	ACTIVE
28	Molex	34851-0019	12644157	31AU15	HARN CONN ASM 18 CKT	G	9	1358	BLUE	ACTIVE
29	Molex	34851-0020	12644159	31AU15	HARN CONN ASM 18 CKT	H	9	2458	ST GRAY	ACTIVE
30	Molex	34736-2002	12642697	01AU10	MX64 RCPT TERM Ag 18/20 GAGE B (RIGHT PAYOFF)	N/A	N/A	N/A	N/A	AVAILABLE
31	Molex	34736-2001	12642696	01AU10	MX64 RCPT TERM Ag 22 GAGE B (RIGHT PAYOFF)	N/A	N/A	N/A	N/A	AVAILABLE
32	Molex	34586-0001	T.B.D.	11JN04	MX123 0.64MM GROMMET PLUG	N/A	N/A	N/A	NATURAL	AVAILABLE
33	Yazaki	7116-4150-02	12588066	02JN03	2.8mm YESC SEALED FEMALE TERMINAL TIN 20/22 GAGE (CABLE RANGE 0.30mm-0.60mm)	N/A	N/A	N/A	N/A	NOT ACTIVE
34	Yazaki	7116-4151-02	12588067	02JN03	2.8mm YESC SEALED FEMALE TERMINAL TIN 16/18 GAGE (CABLE RANGE 0.75mm-1.40mm)	N/A	N/A	N/A	N/A	NOT ACTIVE
35	Yazaki	7116-4152-02	12582685	02JN03	2.8mm YESC SEALED FEMALE TERMINAL TIN 14 GAGE (CABLE RANGE 1.50mm-2.50mm)	N/A	N/A	N/A	N/A	AVAILABLE
36	Yazaki	7158-3111-60	12588068	02JN03	2.8mm CABLE SEAL (wire O.D. range 1.20mm-1.90mm)	N/A	N/A	N/A	GREEN	NOT ACTIVE
37	Yazaki	7158-3112-70	12588069	02JN03	2.8mm CABLE SEAL (wire O.D. range 1.80mm-2.30mm)	N/A	N/A	N/A	YELLOW	NOT ACTIVE
38	Yazaki	7158-3113-40	12582686	02JN03	2.8mm CABLE SEAL (wire O.D. range 2.18mm-3.00mm)	N/A	N/A	N/A	WHITE	AVAILABLE
39	Yazaki	7158-3114-90	T.B.D.	02JN03	2.8mm YESC CAVITY PLUG	N/A	N/A	N/A	BLUE	AVAILABLE
40	FCI	33140138	12646399	10JA14	6.35mm APEX RCPT TERM Sn/Ag GRIP CODE-10 (6mm2) - Greased	N/A	N/A	N/A	N/A	AVAILABLE
41	FCI	33140135	12654556	10JA14	6.35mm APEX RCPT TERM Sn/Ag GRIP CODE-TBD (1mm2) - Greased	N/A	N/A	N/A	N/A	AVAILABLE
42	QSR	A-0549C	12646688	01SE14	6.35mm CABLE SEAL (FOR 6.0mm2 WIRE SIZE - 3.6 TO 4.2mm INSULATION OD)	N/A	N/A	N/A	WHITE	AVAILABLE
43	QSR	A-0549B	12654557	01SE14	6.35mm CABLE SEAL (FOR 0.75-1.25mm2 WIRE SIZE - 1.8 TO 2.3mm INSULATION OD)	N/A	N/A	N/A	BLUE	AVAILABLE
44	Molex	63811-4200	XX019825	02JN03	MX64 TERM HAND CRIMP TOOL	N/A	N/A	N/A	N/A	AVAILABLE
45	Molex	63813-1400	XX019826	02JN03	MX64 TERM SERVICE TOOL	N/A	N/A	N/A	N/A	AVAILABLE
46	Molex	63865-8000	XX019827	02JN03	MX64 CRIMP APPLICATOR with TOOL KIT 18/20 GAGE PAYOFF DIRECTION D (left payoff) (contact Molex for payoff detail)	N/A	N/A	N/A	N/A	AVAILABLE
47	Molex	63865-8070	XX019828	02JN03	MX64 APPLICATOR TOOL KIT 18/20 GAGE	N/A	N/A	N/A	N/A	AVAILABLE
48	Molex	63865-8100	XX019829	02JN03	MX64 CRIMP APPLICATOR with TOOL KIT 22 GAGE PAYOFF DIRECTION D (left payoff) (contact Molex for payoff detail)	N/A	N/A	N/A	N/A	AVAILABLE
49	Molex	63865-8170	XX019830	02JN03	MX64 APPLICATOR TOOL KIT 22 GAGE	N/A	N/A	N/A	N/A	AVAILABLE
50	SPX	J35616-64	T.B.D.	02JN03	0.64mm PROBE TOOL (for rcpt)	N/A	N/A	N/A	N/A	AVAILABLE
51	SPX	J35616-64A	T.B.D.	02JN03	0.64mm PROBE TOOL WITH EXT (for rcpt)	N/A	N/A	N/A	N/A	AVAILABLE
52	SPX	J35616-65	T.B.D.	02JN03	0.64mm PROBE TOOL WITH EXT (for pin)	N/A	N/A	N/A	N/A	AVAILABLE
53	SPX	J35616-4A	T.B.D.	02JN03	2.8mm PROBE TOOL (for rcpt)	N/A	N/A	N/A	N/A	AVAILABLE
54	YAZAKI	X39899-J374	12094430	02JN03	2.8mm TERM SERVICE TOOL	N/A	N/A	N/A	N/A	AVAILABLE
55	TQ1	7000-1001	N/A	01FE15	18CKT PASS THROUGH ADAPTERS	N/A	N/A	N/A	BLACK	AVAILABLE
56	TQ1	7000-1004	N/A	01FE15	49CKT PASS THROUGH ADAPTERS	N/A	N/A	N/A	BLACK	AVAILABLE
57	TQ1	79917-0060	N/A	02JA08	56CKT PASS THROUGH ADAPTERS	N/A	N/A	N/A	BLACK	AVAILABLE
58	Molex	63813-1500	J-38125-217	01SE14	6.35mm APEX TERM SERVICE TOOL	N/A	N/A	N/A	N/A	AVAILABLE

* MX123 WIRE HARNESS COVER
MATES TO ANY 18/49/56 CKT
MX123 HARN CONN ASSY
SHOWN ON THIS TABLE

	PAGE TITLE	DRAWING NUMBER	DWG STATUS			PAGE NUMBER
	COMPONENT TABLE	12642694	ST	REV	PDI	5 of 22
			R	001		

NOTES: UNLESS OTHERWISE SPECIFIED

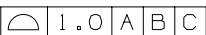
1. MATERIAL FOR INTERFACE:

- A. RESIN:
 - 1. 30% G.F. PBT; 20% MAX. (BY WEIGHT) REGRIND.
 - 2. MATING CONNECTOR INTERFACE PART COLOR MUST BE SAME AS MATCHING KEYED HARNESS CONNECTOR ASSEMBLY.
 - 3. MUST BE VALIDATED FOR INDIVIDUAL DEVICE APPLICATION REQUIREMENTS.
- B. 0.64MM PINS:
 - 1. BASE MATERIAL: COPPER ALLOY; CONDUCTIVITY >= 28% IACS AT 20°C; TENSILE STRENGTH >= 635 N/mm²; SURFACE ROUGHNESS R_a 6 MAX.
 - 2. PLATING FINISH: SILVER (Ag). PLATING TO BE 1.9-3.3 μm ELECTRODEPOSITED SEMI-BRIGHT SILVER OVER 1.25-2.25 μm DUCTILE SULPHAMATE NICKEL PER NOTE 1(D).
 - 3. ANTI-TARNISH: SYNTHETIC HYDROCARBON CONTACT SURFACE FINISH OR EQUIVALENT APPLIED WITHOUT VOID TO CONTACT AREA (MIN 3.7mm FROM PIN TIP).
- C. 2.8MM BLADE:
 - 1. BASE MATERIAL: COPPER ALLOY; CONDUCTIVITY >= 28% IACS AT 20°C; TENSILE STRENGTH >= 350 N/mm²; SURFACE ROUGHNESS R_a 6 MAX.
 - 2. PLATING FINISH: TIN. PLATING TO BE 2.5-5.0 μm ELECTRODEPOSITED TIN, MATTE FINISH OVER 1.25-2.5μm DUCTILE SULPHAMATE NICKEL PER NOTE 1(D).
- D. 6.3MM BLADE:
 - 1. BASE MATERIAL: COPPER ALLOY; CONDUCTIVITY >= 50% IACS AT 20°C;
 - 2. PLATING FINISH: SILVER (Ag) PLATING TO BE 1.9-3.3 μm ELECTRODEPOSITED SEMI-BRIGHT SILVER, OVER 1.25-2.5μm DUCTILE SULPHAMATE NICKEL PER NOTE 1(D) WITH ENVIRONMENTAL BARRIER OR TIN/SILVER (ELECTRO-DEPOSITED), UNDERPLATE 0.5-2.0 μm NICKEL OR COPPER. TOP PLATING: 1.0-3.0 μm (SILVER RANGE 3.75-X.XX NO ANTI-TARNISH COATING REQUIRED).

E. PLATING REQUIREMENTS:


- 1. SILVER PLATING
 - a. 99.5% PURE SEMI-BRIGHT WITH NO ORGANIC BRIGHTNERS OR CHROMATES.
- 2. NICKEL PLATING
 - a. ELECTRODEPOSITED DUCTILE SULFAMATE NICKEL WITH A NON-BRIGHTENED FINISH. NO ORGANIC OR BRIGHTENING AGENTS SHALL BE ALLOWED.
 - b. SHALL ONLY BE USED AS AN UNDERLYING PLATING AND MAY NOT BE USED AS AN ELECTRICAL CONTACT SURFACE PLATING.
 - c. SHALL BE NODULE FREE WHEN VIEWED AT 10X MAGNIFICATION IN MEASURED IN CONTACT SURFACE AREA PLUS 0.5MM PERIMETER AROUND THE CONTACT SURFACE AREA.
 - d. ALL PLATINGS SHALL HAVE A 1.0% MAXIMUM BY WEIGHT IMPURITIES. IMPURITIES ARE DEFINED AS ALL ELEMENTS NOT THE PRIMARY PLATING OR HARDENING AGENT IF APPLICABLE, AS DETERMINED BY WET CHEMICAL ANALYSIS OR AUGER METHOD. NO SINGLE IMPURITY SHALL EXCEED 0.1% MAXIMUM BY WEIGHT.
- 3. TESTING
 - a. THICKNESS TO BE MEASURED IN CONTACT SURFACE AREA PLUS 0.5MM PERIMETER AROUND THE CONTACT SURFACE AREA AS DESIGNATED IN THE DRAWING. THICKNESS SHALL BE DETERMINED BY METHOD OF X-RAY (XRF).
 - b. PLATING ADHESION SHALL BE TESTED BY A BEND TEST FOR ALL METALS. THE TEST SAMPLE SHALL BE BENT 90 DEGREES TO DETERMINE DEPOSIT ADHESION. TESTING SHALL BE COMPLETED IN ACCORDANCE WITH ASTM SPEC B571.

2. DESIGN - GENERAL:

- A. THIS IS A 100% CAD GENERATED PART. THE CAD MATHEMATICAL DATA IS THE MASTER FOR THIS PART. WHERE DIMENSIONS ARE SPECIFIED ON THE DRAWING, THE DRAWING IS THE AUTHORITY FOR DIMENSIONAL VALUES. FOR DIMENSIONAL OR ANY INFORMATION NOT SHOWN ON THIS DRAWING, ANALYZE THE CAD MODEL.
- B. DIMENSIONS OBTAINED FROM THE DIGITAL MODEL ARE BASIC:
 - 1. FOR RELATIONSHIPS BETWEEN FEATURES WHEN ESTABLISHED BY GEOMETRIC TOLERANCES.
 - 2. FOR THE FORM OF A FEATURE WHEN CONTROLLED BY A PROFILE TOLERANCE.
 - 3. FOR THE SIZE, FORM AND/OR RELATIONSHIP BETWEEN FIXED DATUM TARGETS.
- C. DIMENSIONS OBTAINED FROM THE DIGITAL MODEL ARE ROUNDED TO TWO DECIMAL PLACES (PER IEEE/ASTM SI 10-2002)
- D. VIEWS AND SECTIONS ON THIS DRAWING ARE IN ACCORDANCE WITH GM DCS SECTION C3.
- E. THE DIGITAL MODEL MUST CORRESPOND TO THE RELEASE LEVEL SHOWN IN THE PART BLOCK ON THIS DOCUMENT.
- F. TOLERANCES:
 - 1. LINEAR
 - 0.X ± 0.30
 - 0.XX ± 0.10
 - 0.XXX ± 0.10
 - 2. ANGULAR X° ± 3°
 - 3.  1.0 A B C
- G. MINIMUM WALL THICKNESS REQUIRED: 1.3mm.
- H. CORNERS SHOWN AS SHARP TO BE R 0.2 MAX.
- J. LETTERING SHALL BE 0.15 MAX RAISED IN 0.20 MAX RECESS PAD. THIS INCLUDES MATERIAL CODE, RECYCLING CODE, CAVITY ID AND DATE CODE.
- K-1. PARTS MUST BE FREE OF DISCOLORATION, SALT RESIDUE AND OTHER IMPERFECTIONS THAT AFFECT FIT OR FUNCTION.
- K-2. SCRATCHES OR DENTS NOT TO EXCEED 0.013mm IN DEPTH.
- L. FOLLOWING PRODUCTION CODES TO BE PERMANENTLY MARKED & HUMAN READABLE TO A LETTER HEIGHT OF 1.5 ± 0.5MM X 0.3 MAX DEEP
 - 1. MATERIAL #: XXXXX-XXXX
 - 2. DATE CODE: JJYY (JULIAN DAY, LAST DIGIT OF YEAR)
 - 3. INSPECTION MACHINE CODE + SERIAL #: X_XXXXX

3. DESIGN - MANUFACTURING:

- A. DRAFT TO BE WITHIN TOLERANCE.
- B. ALLOWABLE FLASH MAX 0.2 HIGH X MAX 0.13 THICK.
- C. ALLOWABLE PARTING LINE MISMATCH 0.2 MAX.
- D. EJECTOR PINS MARK TO BE FLUSH TO 0.25 MAX DEPRESSED.
- E. ALLOWABLE GATE VESTIGE FLUSH TO 0.25 MAX PROTRUSION.
- F. NO EXTERNAL MOLD RELEASE AGENT ALLOWED DURING MANUFACTURING.
- G. STEEL THAT FORMS THE INDICATED SURFACE MUST BE POLISHED WITH A DIAMOND FINISH (SPI A-2) OVER THE FULL PERIPHERY OF THE TOOL. SURFACE MUST HAVE NO MISMATCH.
- H. ANY PROCESS LUBRICANT REMAINING ON THE TERMINAL MUST NOT VARNISH OR DEGRADE IT'S ELECTRICAL PERFORMANCE UP TO A MAXIMUM CLASS AMBIENT TEMPERATURE PER SAE USCAR-2 FOR 1008 HOURS. PROCESS LUBRICANTS SHOULD BE APPROVED BY THE RESPONSIBLE ENGINEER.
- J. OPTIONAL FEATURES PROVIDED FOR AUTOMATION.
- K. PART MUST BE FREE FROM BURRS AND SHARP EDGES, WHICH MIGHT BE DETRIMENTAL TO SATISFACTORY ASSEMBLY, SAFE HANDLING OR FUNCTION OF PART.
- L. PARTS AS DELIVERED TO ASSEMBLY SHALL BE CLEAN AND FREE OF DEBRIS, RESIDUAL ABRASIVE MATERIAL AND CORROSION PRODUCTS ADVERESLY AFFECTING FUNCTION OR APPEARANCE.
- M. RESTRICTED AND REPORTABLE SUBSTANCES FOR PARTS PER GMW3059.

	PAGE TITLE	DRAWING NUMBER	DWG STATUS			PAGE NUMBER	
	NOTES		12642694	ST	REV	PDI	6 of 22
				R	001		

NOTES: UNLESS OTHERWISE SPECIFIED

4. SYSTEM REQUIREMENTS:

- A. HARNESS CONNECTOR IS COMPATIBLE WITH THE FOLLOWING WIRE SIZE NO'S:
 - SAE 14AWG, MEETING SAE J1128
 - SAE 18AWG, MEETING SAE J1128, MAX O.D. OF 2.06 MM
 - SAE 20AWG, MEETING SAE J1128
 - SAE 22AWG, MEETING SAE J1128, MIN O.D. OF 1.47 MM
 - ISO 6mm², FLR2X-A/T-125 PER GM 15626 (FEB 2008)
- B. CABLE TIE SPECIFICATIONS:
 - 1. CABLE TIE:
 - TENSILE RATING: 220N / (50lbs) MIN
 - TIE LENGTH: 186mm MIN
 - TIE WIDTH: 4.75mm MAX
 - MATERIAL: NYLON
 - 2. INSTALLATION:
 - CABLE TIE TENSION: 190N MIN
 - 3. DRESSED WIRE BUNDLE PACKAGING: SEE FIG. 1
- C. WHEN MATED WITH COMPONENT CONNECTOR INTERFACE AND/OR DRESS COVER, HARNESS CONNECTOR SYSTEM CONFORMS TO THE FOLLOWING:
 - 1. SAE/USCAR-2, REV: 3 APRIL, 2001; CLASS 3
 - 2. FIELD CORRELATED LIFE TEST, SAE/USCAR-20, NOV. 2001
 - 3. GMW #3191 AUGUST 22, 2000 (DRAFT); TEMPERATURE CLASS 3 (145°C), SEALING CLASS 1 (HIGH PRESSURE SPRAY), VIBRATION CLASS 2 (ON BODY)
 - 4. TPA USER FORCES (FULLY POPULATED WITH TERMINALS)
 - a. REMOVAL FROM LOCK TO PRE-SET: <=120N
- D. WIRE SPECIFICATIONS:
 - 1. WIRE SURFACE MUST BE FREE OF SCRATCHES, GROOVES OR DENTS WHERE FUNCTIONAL

5. TERMINAL CURRENT RATINGS:

ALL TESTING DONE IN ACCORDANCE WITH USCAR-2 REV5 SECTION 5.3

- A. MX64 RCPT TERM
 - 1. MX64 RCPT TERM Ag 18/20 GAGE CRIMPED TO SAE WIRE SIZE NO.18 AND MATED TO MX123 0.64MM PIN: 11.3 AMPS
 - 2. MX64 RCPT TERM Ag 22 GAGE CRIMPED TO SAE WIRE SIZE NO.22 AND MATED TO MX123 0.64MM PIN:8.5 AMPS

WIRE	CURRENT RATING			
	23 deg.C	85 deg.C	105 deg.C	125 deg.C
18AWG	11.3A	11.3A	9.5A	6.6A
20AWG	10.0A	10.0A	8.3A	5.7A
22AWG	8.6A	8.6A	7.1A	5.0A

- B. 2.8MM RCPT TERM
 - 1. 2.8MM RCPT TERM TIN 14 GAGE CRIMPED TO SAE WIRE SIZE NO.14 AND MATED TO MX123 2.8MM BLADE: 25.6 AMPS
 - C. 6.3MM RCPT TERM - FCI APEX
 - 1. 6.3MM RCPT TERM TIN/SILVER CRIMPED TO 6.0MM² WIRE AND MATED TO MOLEX 6.3MM² BLADE (Sn/Ag PLATED):36A AT 125°C
6. CONTACT MOLEX AUTOMOTIVE FOR AVAILABLE CUSTOM PATTERNS OF CAVITIES OPEN FOR CIRCUITS

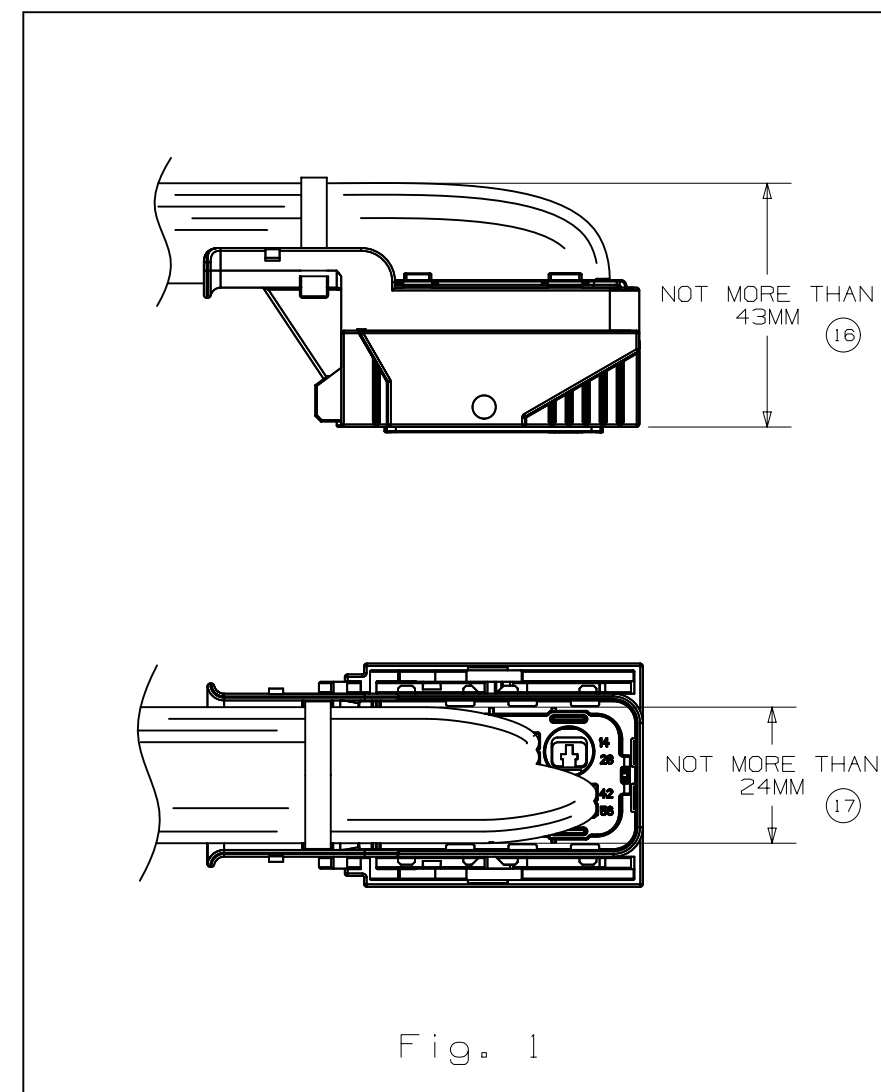
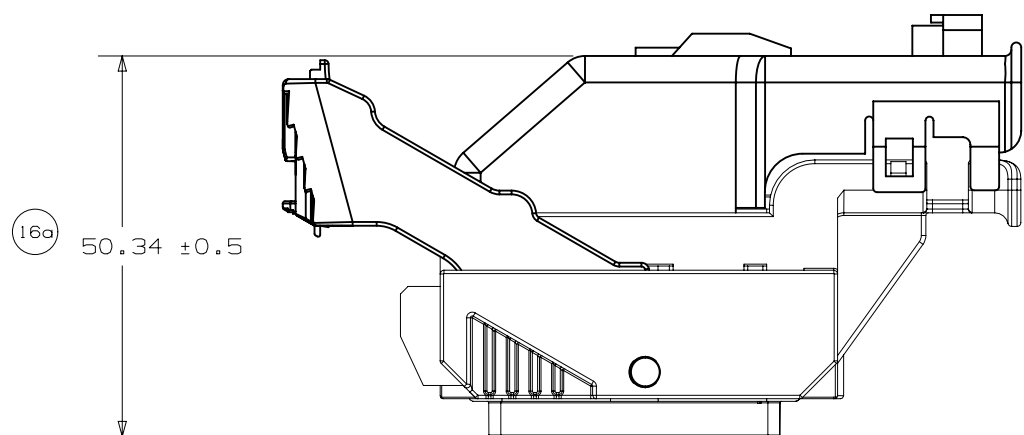


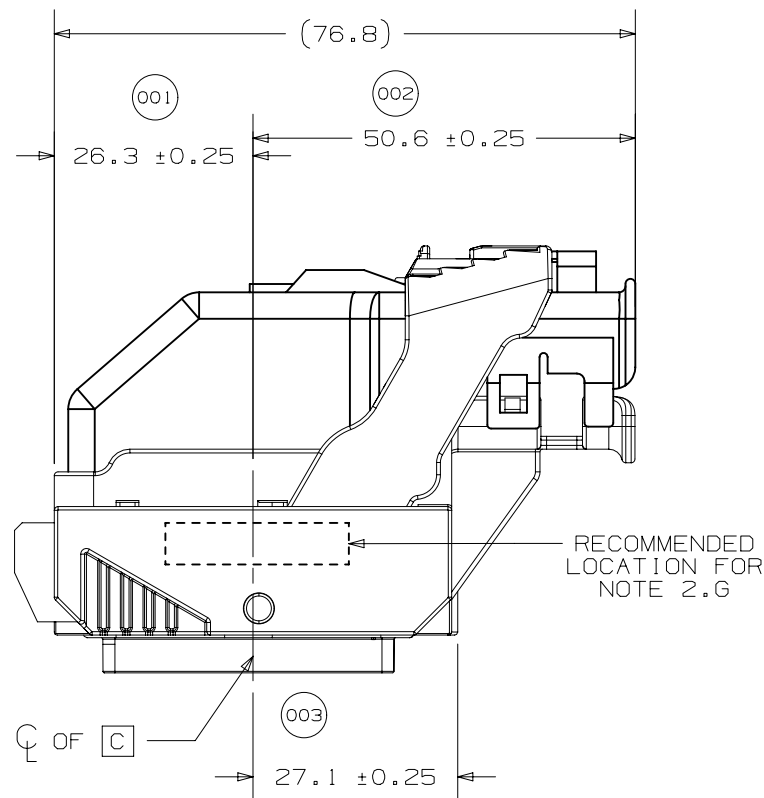
PAGE TITLE
NOTES

DRAWING NUMBER
12642694

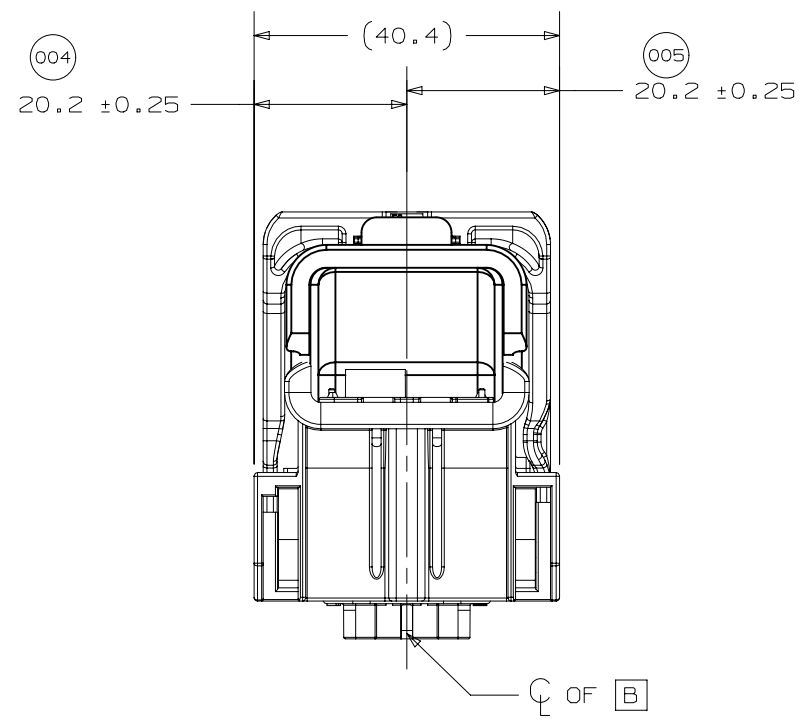
DWG STATUS		
ST	REV	PDI
R	001	

PAGE NUMBER
7 of 22

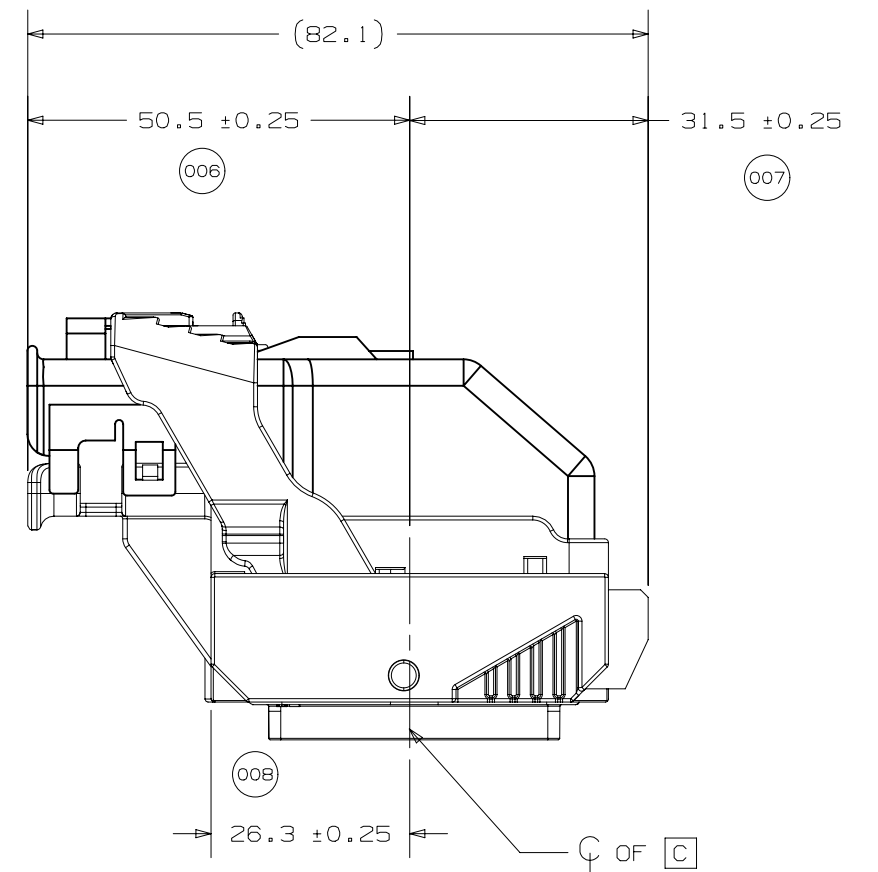




WIRE DRESS OPTION 0 SHOWN

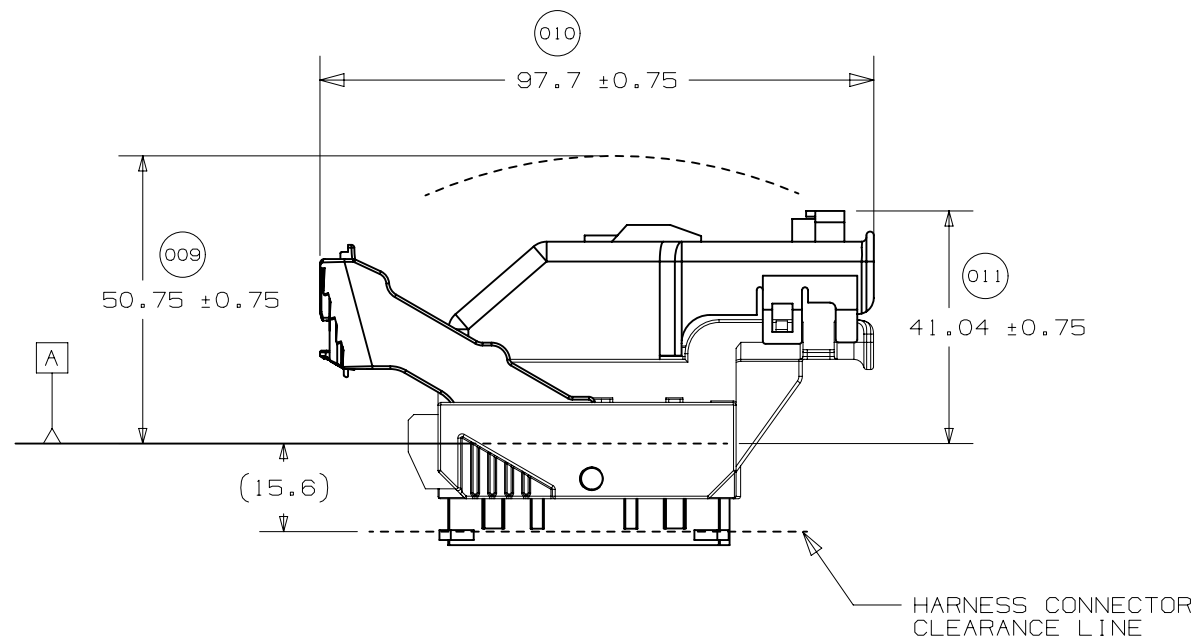
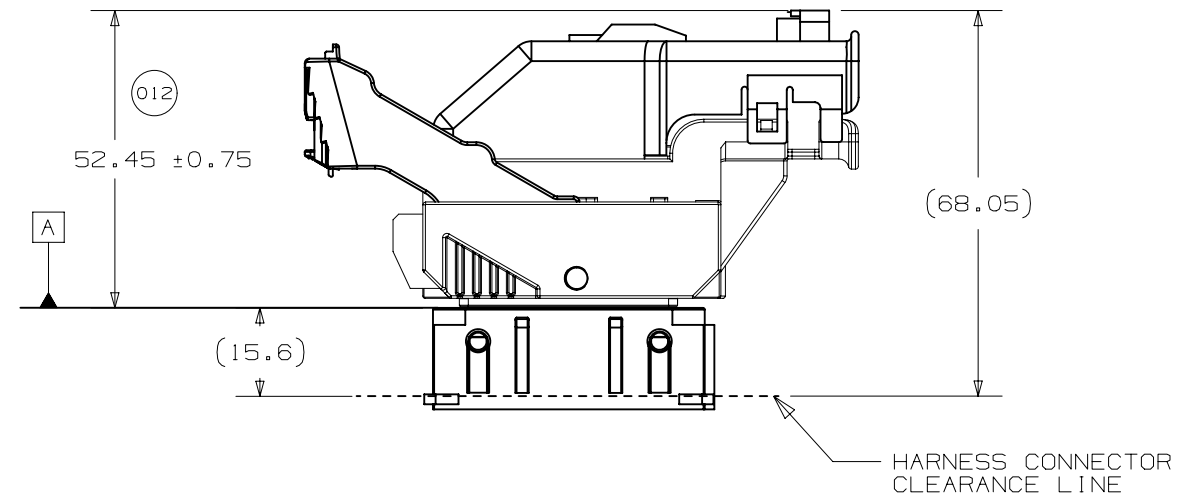


WIRE DRESS OPTION 0 SHOWN

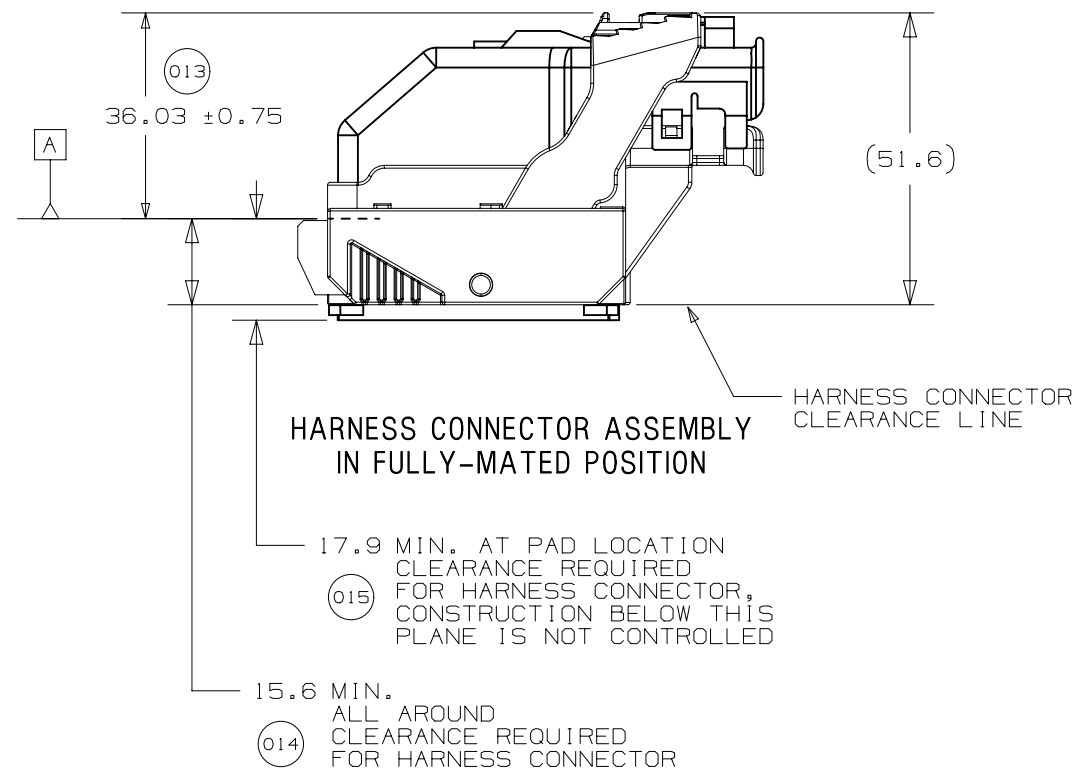


WIRE DRESS OPTION 9 SHOWN



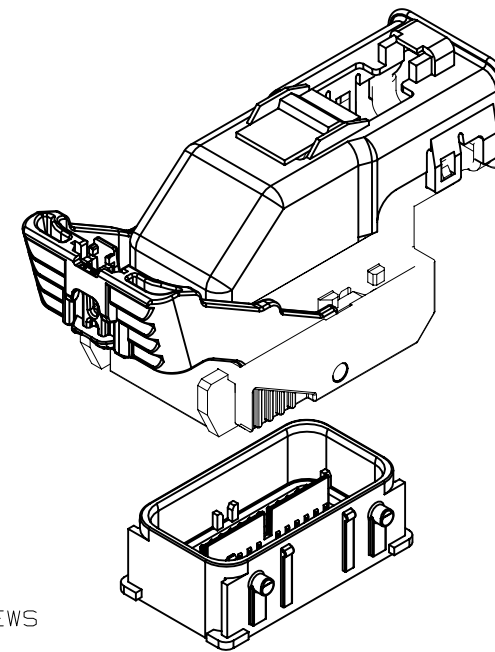
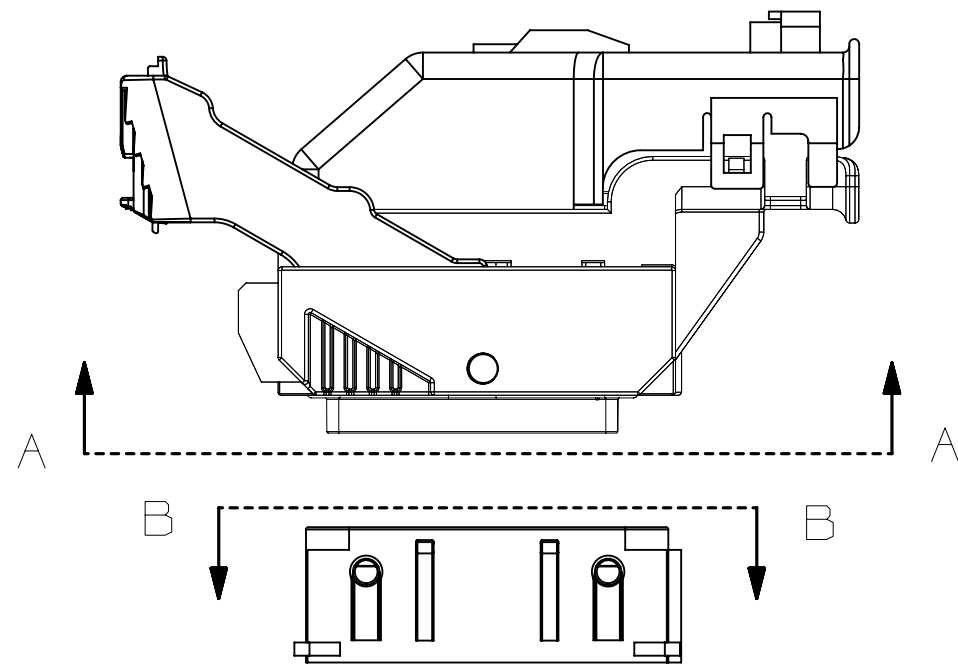


HARNESS CONNECTOR ASSEMBLY
IN PRE-LOCK POSITION



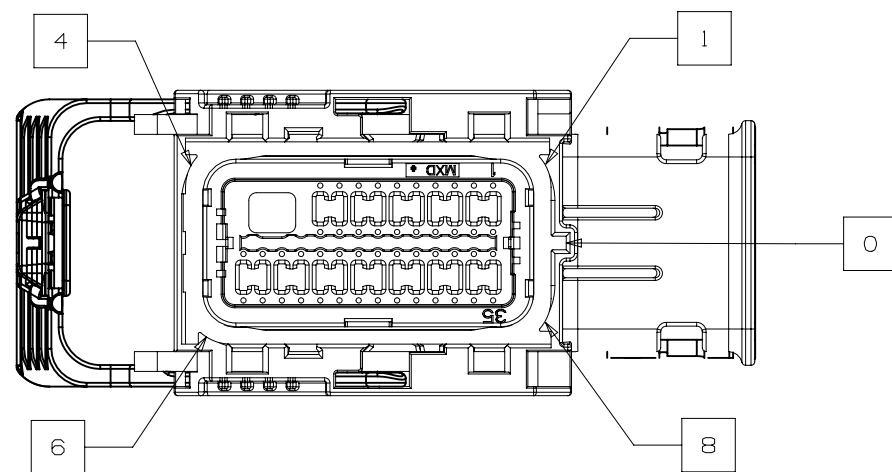
HARNESS CONNECTOR ASSEMBLY
IN FULLY-MATED POSITION



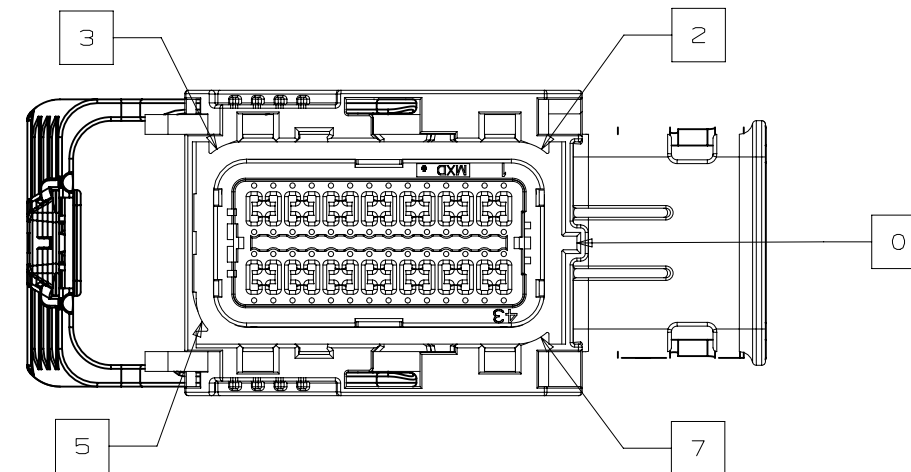


NOTE: REFERENCE THE COMPONENT TABLE FOR KEY OPTIONS AND CONFIGURATIONS

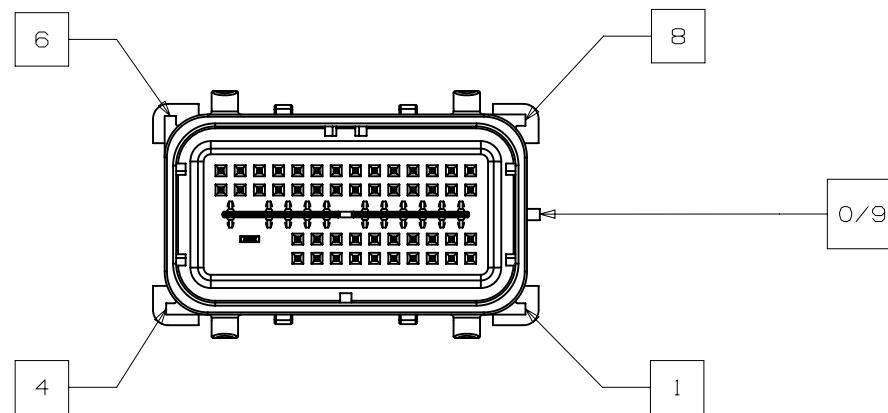
INTERFACE SIDE SHOWN IN ALL SECTION VIEWS



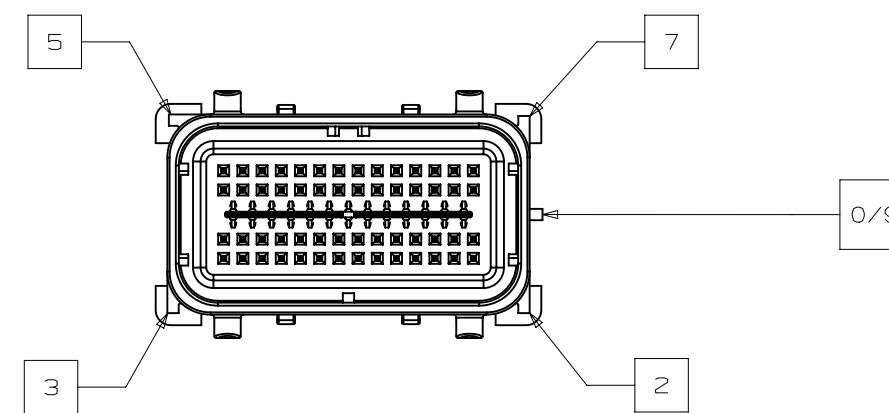
SECTION A-A
KEY OPTION B SHOWN



SECTION A-A
KEY OPTION K SHOWN



SECTION B-B
KEY OPTION B SHOWN



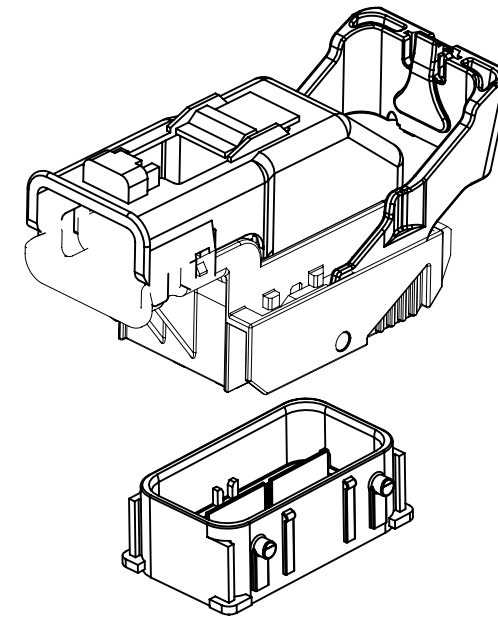
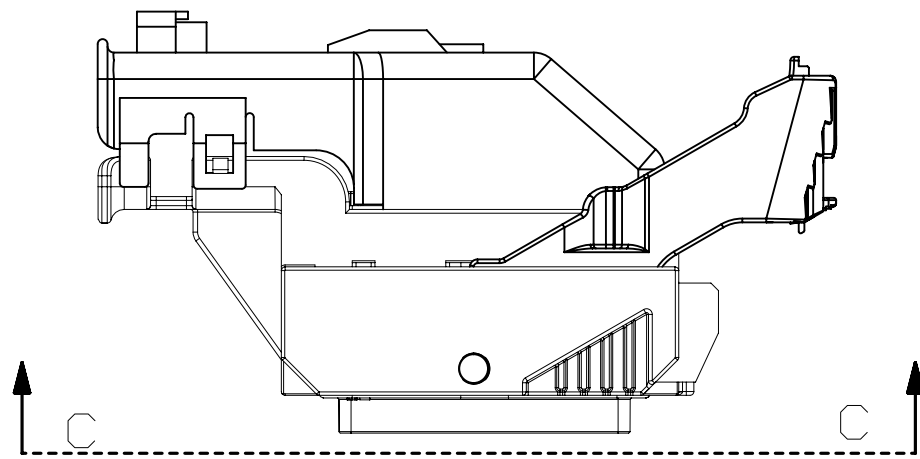
SECTION B-B
KEY OPTION K SHOWN



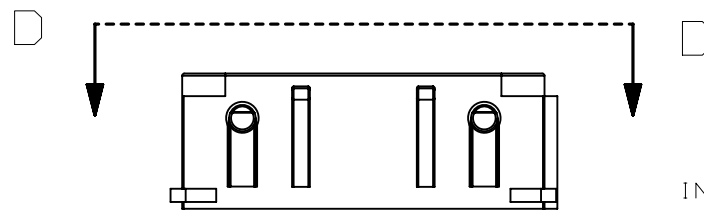
PAGE TITLE
KEY ID REF - WIRE DRESS OPTION 0

DRAWING NUMBER
12642694

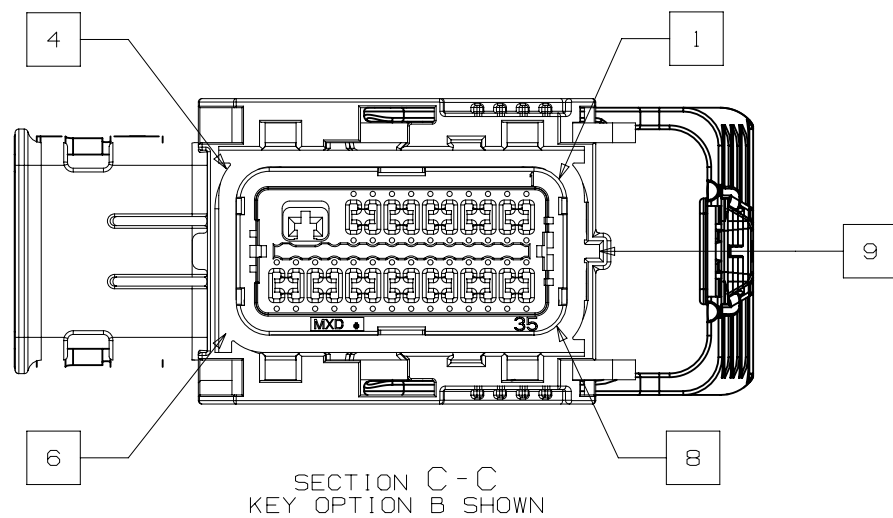
DWG STATUS			PAGE NUMBER	
ST	REV	PD1	11	OF 22
R	001			



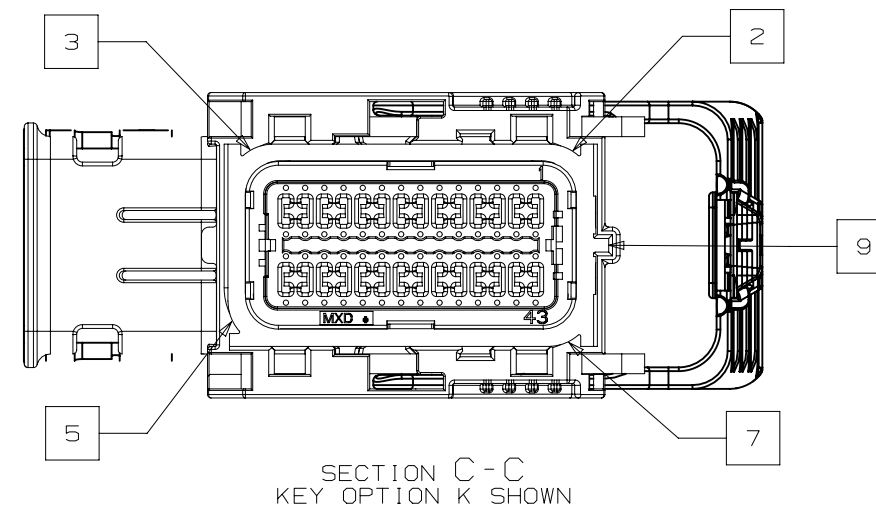
NOTE: REFERENCE THE COMPONENT TABLE FOR KEY OPTIONS AND CONFIGURATIONS



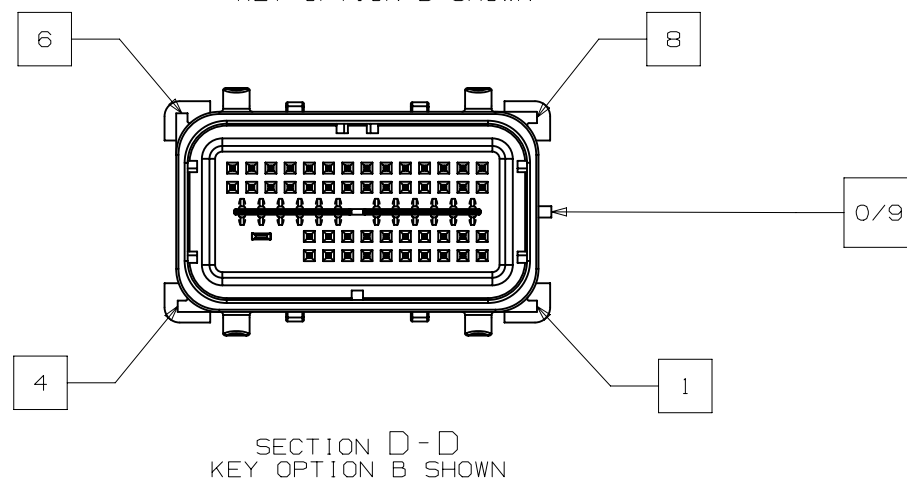
INTERFACE SIDE SHOWN ON ALL SECTION VIEWS



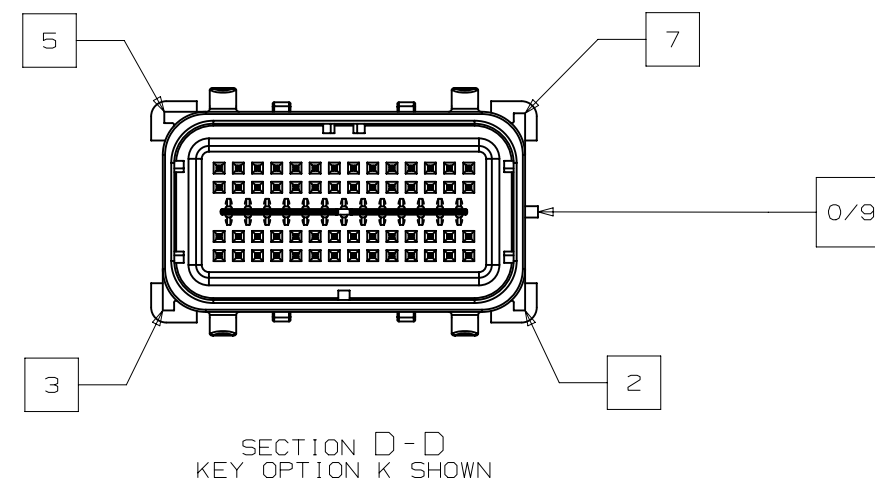
SECTION C-C
KEY OPTION B SHOWN



SECTION C-C
KEY OPTION K SHOWN



SECTION D-D
KEY OPTION B SHOWN



SECTION D-D
KEY OPTION K SHOWN

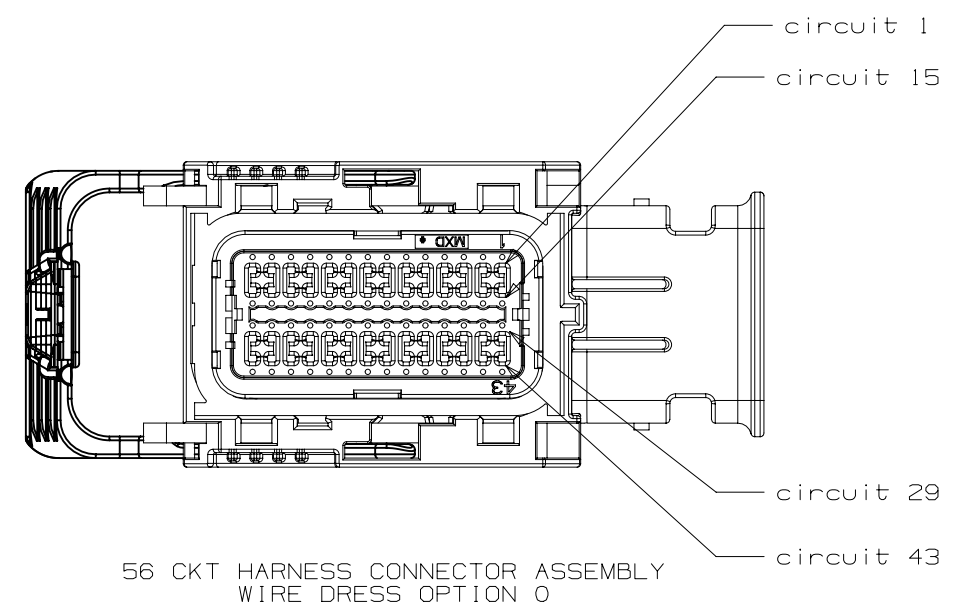
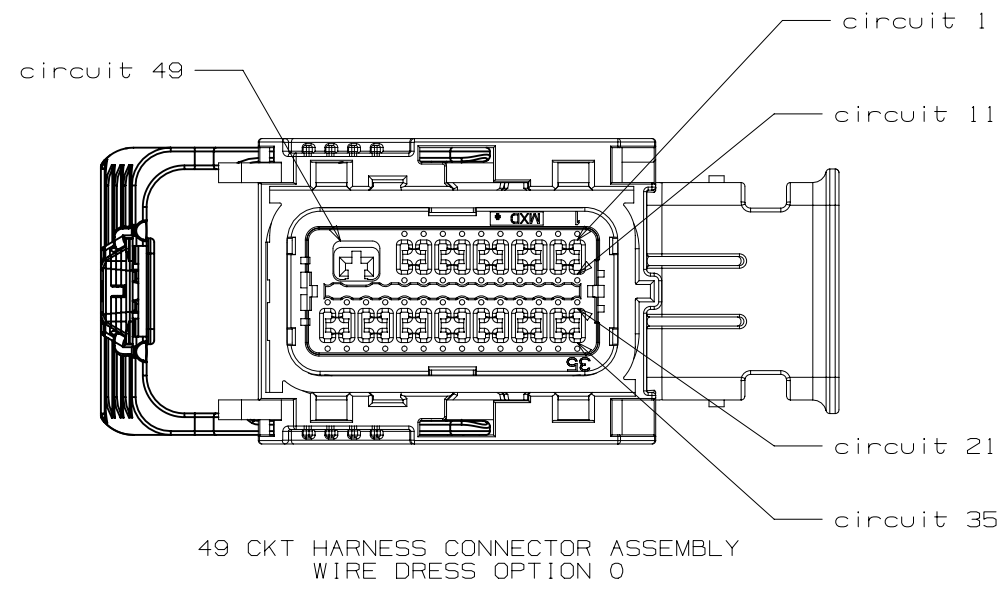


PAGE TITLE
KEY ID REF - WIRE DRESS OPTION 9

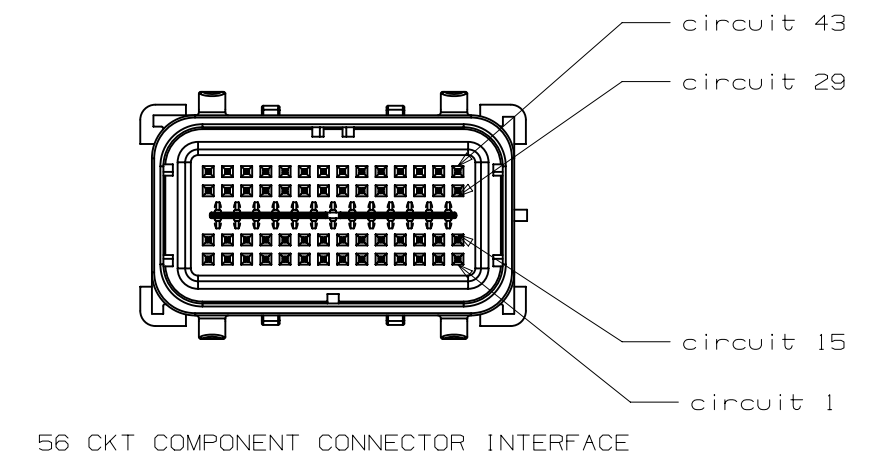
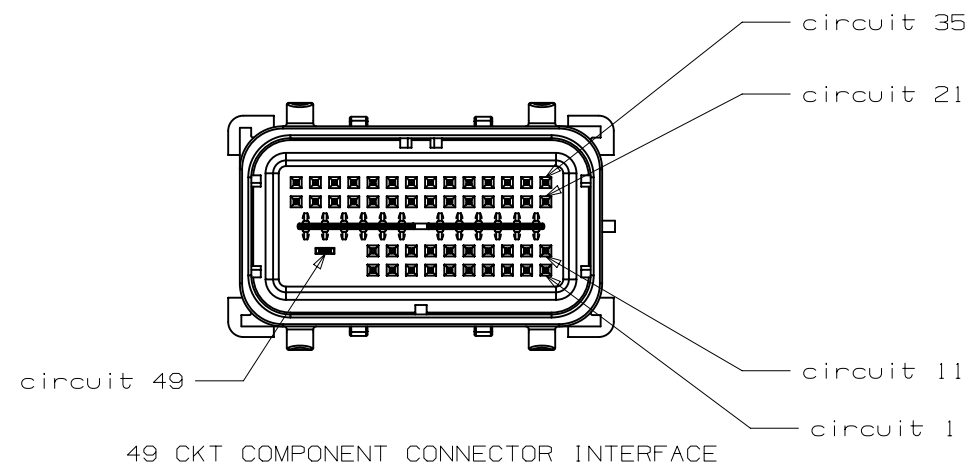
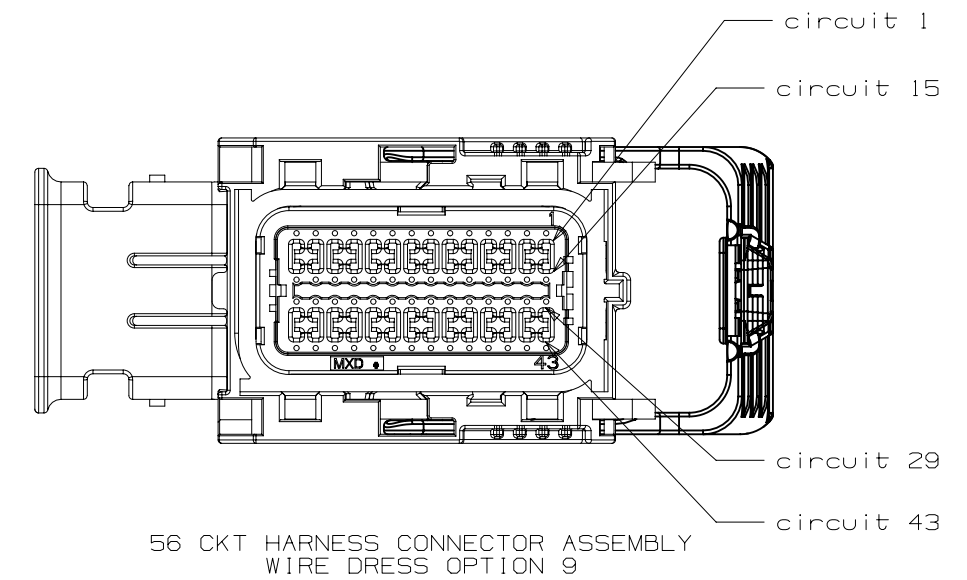
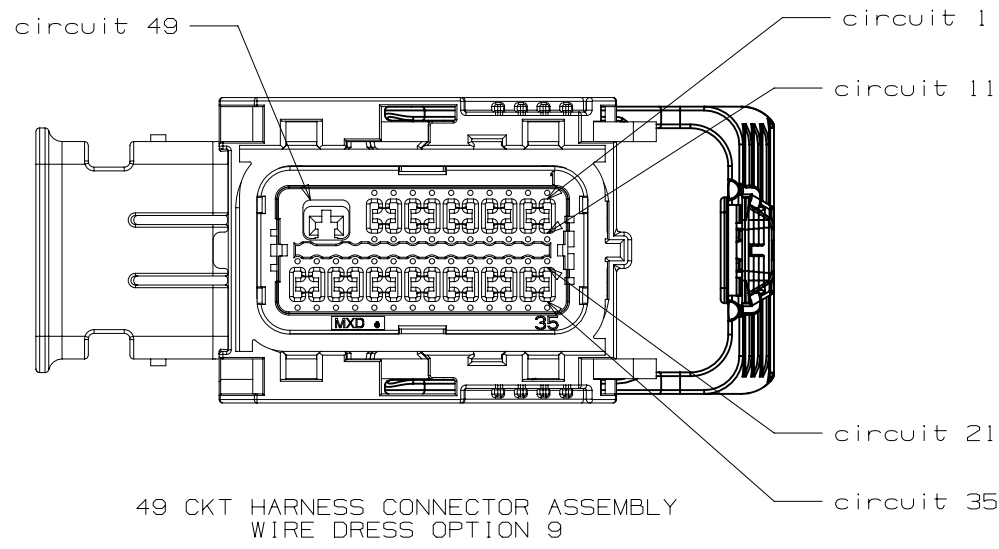
DRAWING NUMBER
12642694

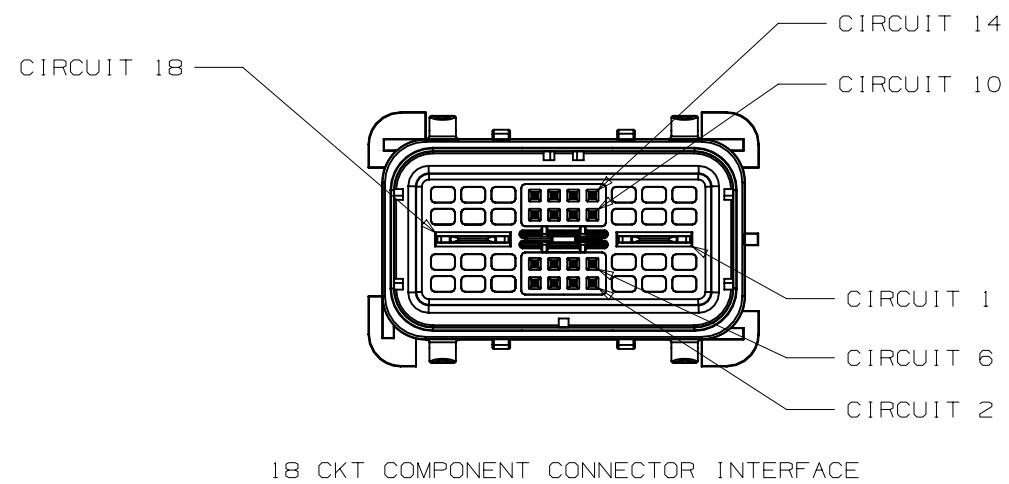
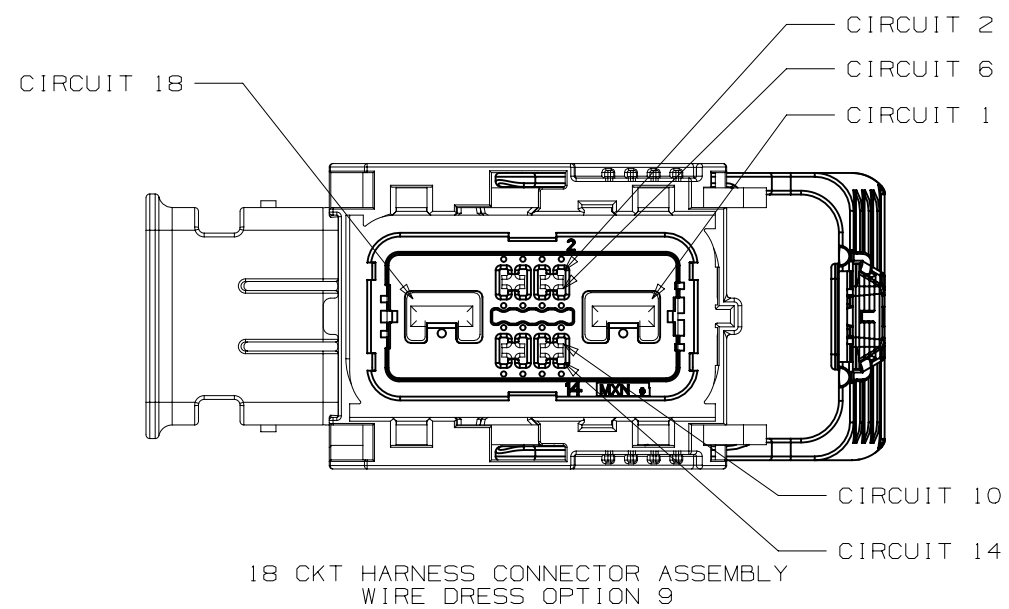
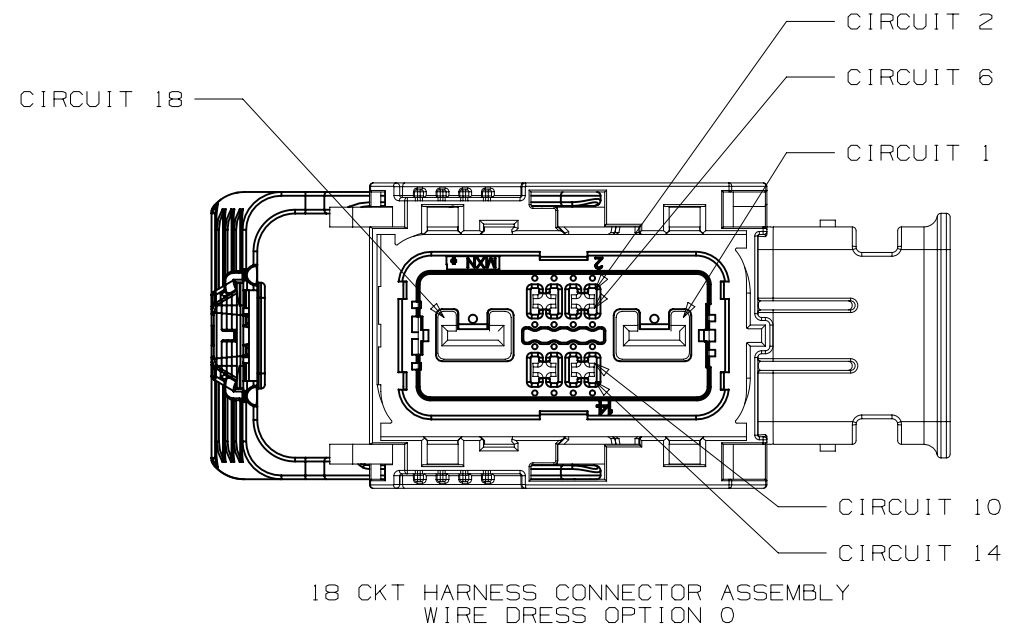
DWG STATUS		
ST	REV	PD1
R	001	

PAGE NUMBER
12 OF 22



INTERFACE SIDE SHOWN ON ALL VIEWS





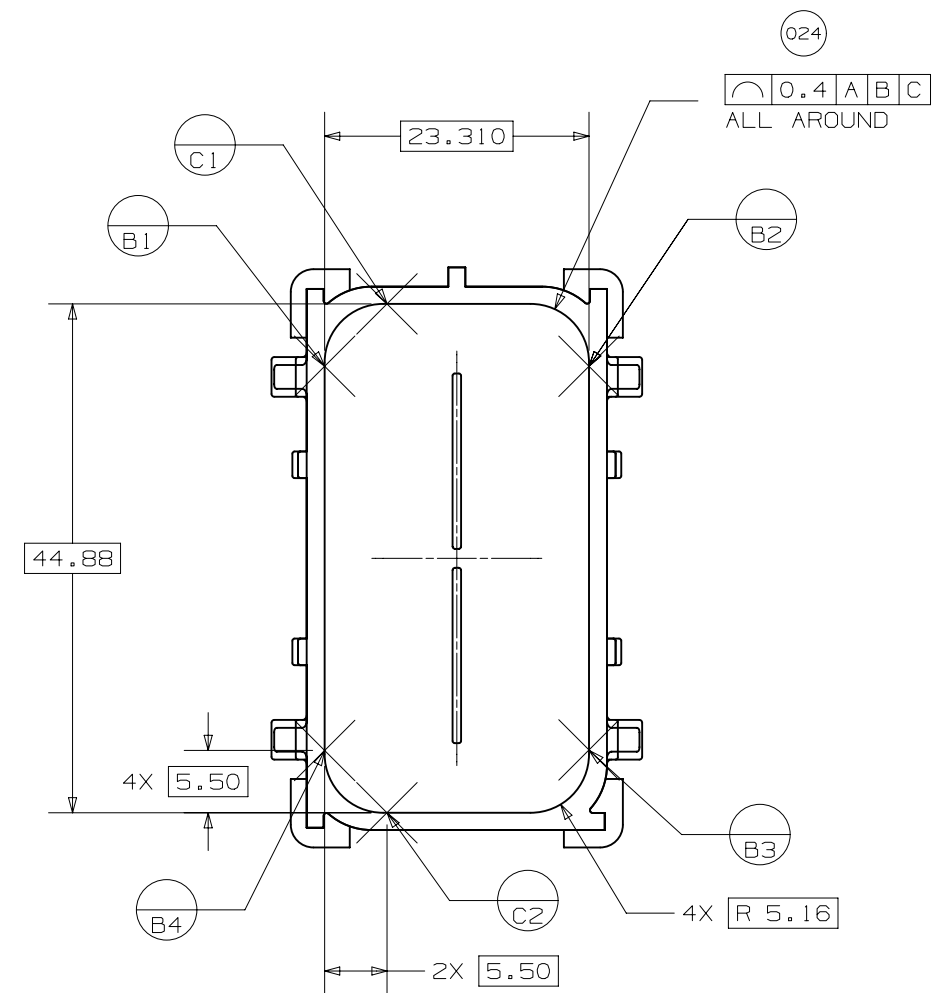
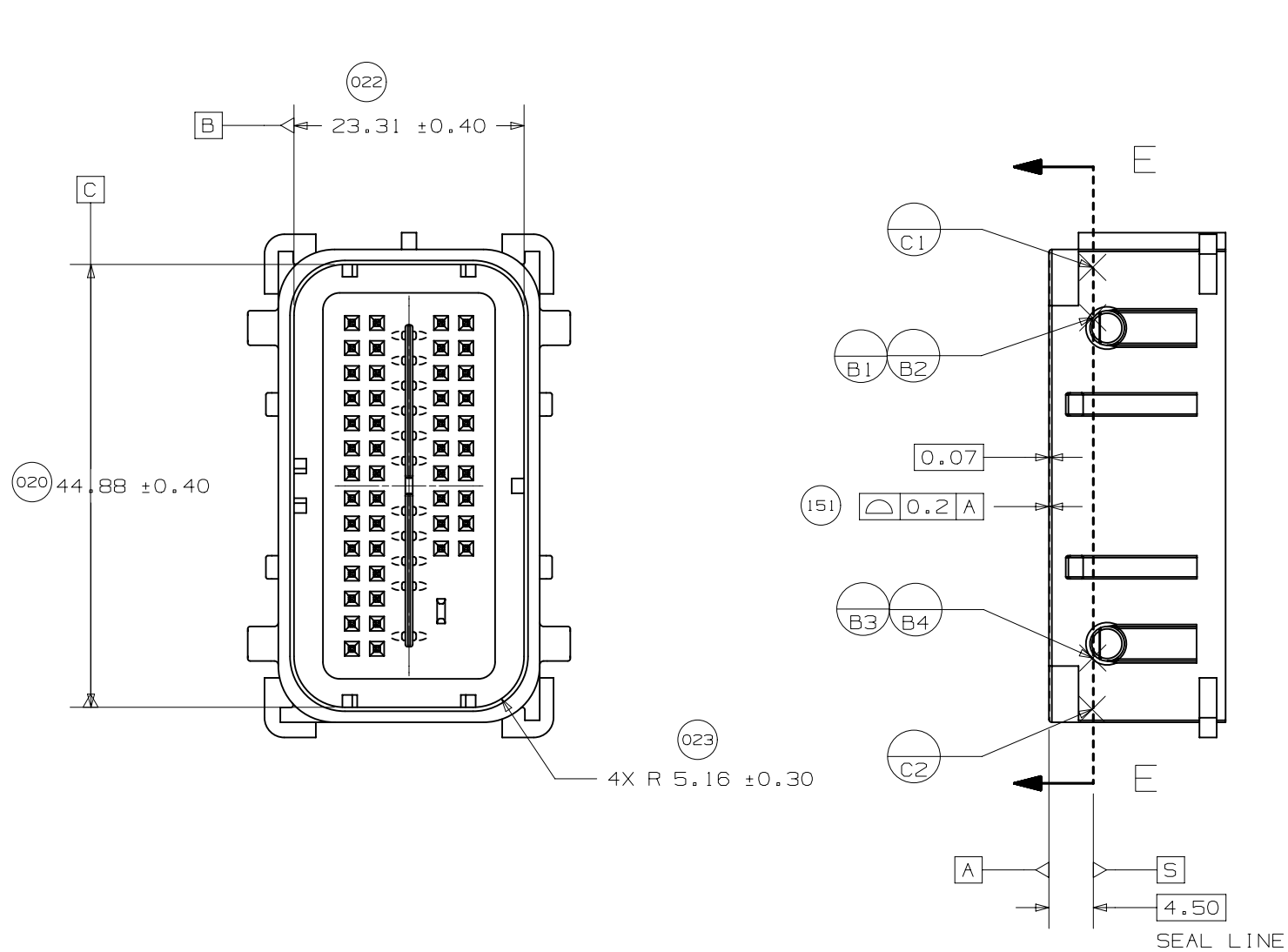
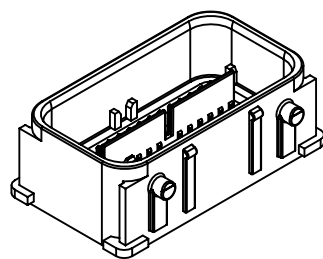
INTERFACE SIDE SHOWN ON ALL VIEWS



PAGE TITLE
CIRCUIT CONFIGURATIONS

DRAWING NUMBER
12642694

DWG STATUS			PAGE NUMBER	
ST	REV	PDI	14	OF 22
R	001			



SECTION E-E
(AT SEAL LINE)

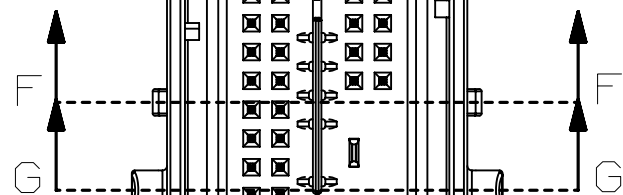
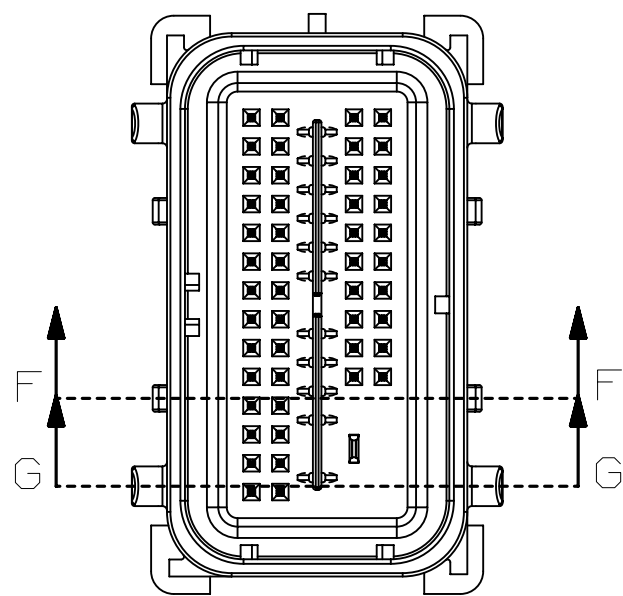
UNLESS SPECIFIED, TOLERANCE OF THE DEVICE INTERFACE TO BE $\triangle 0.13 \text{ A B C}$



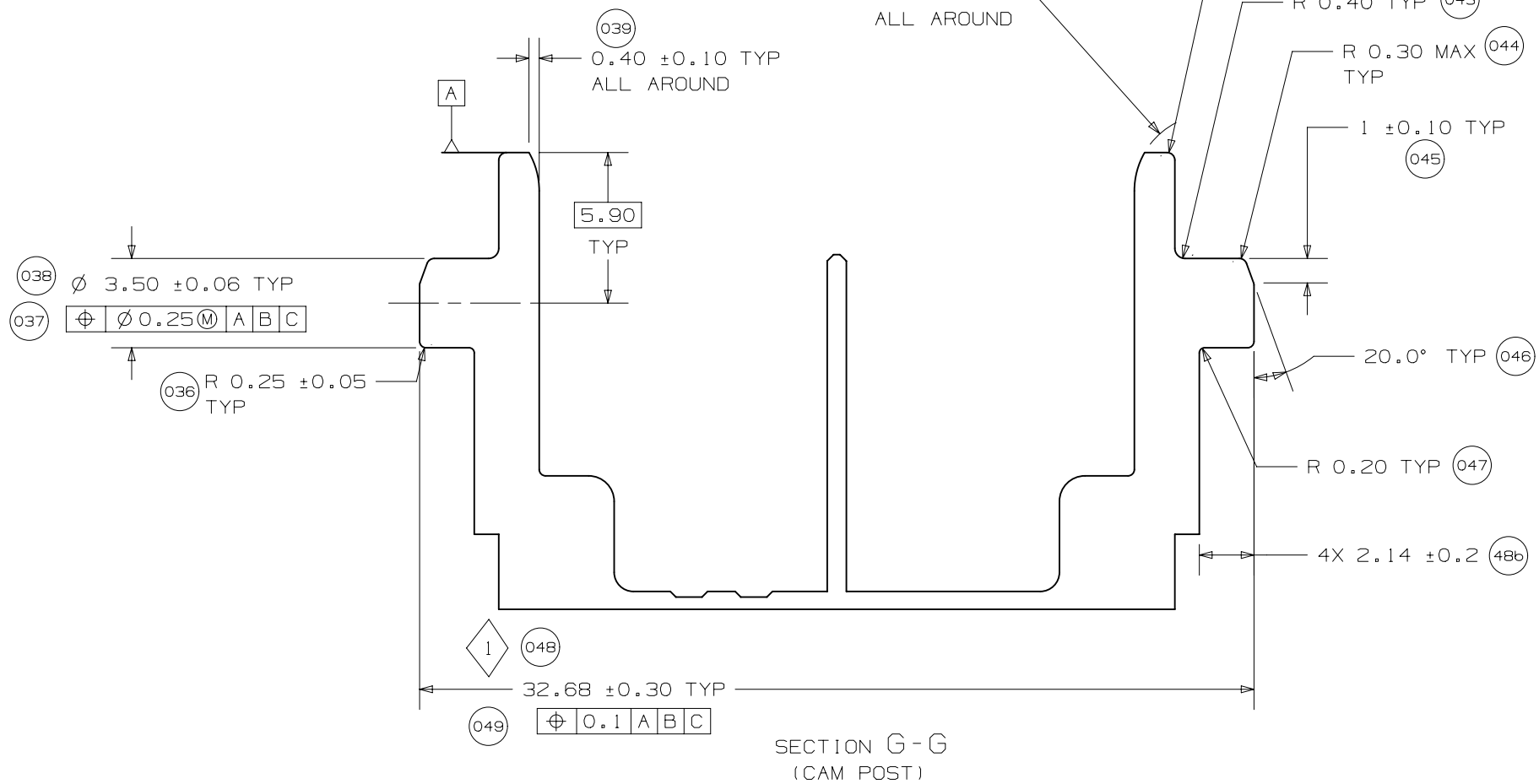
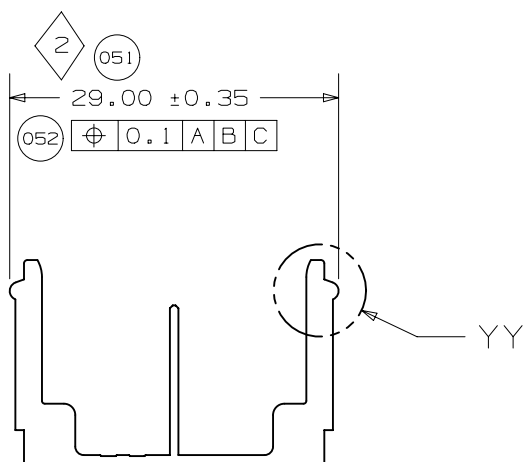
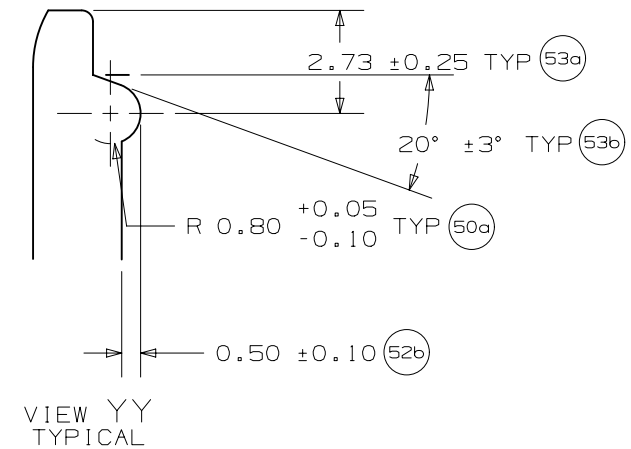
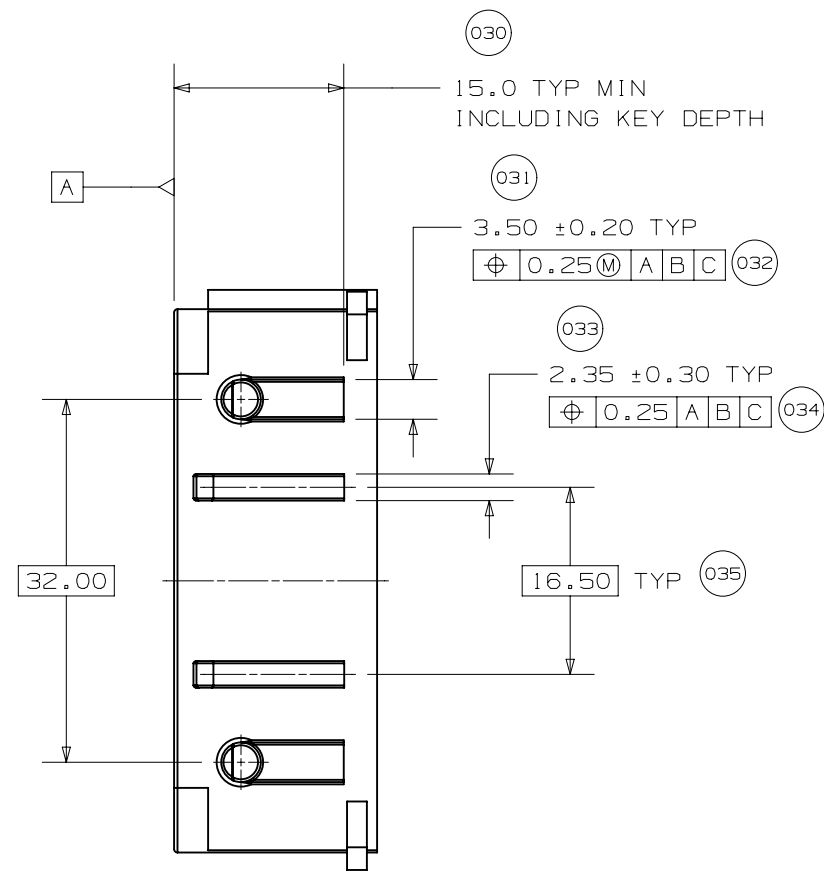
PAGE TITLE
COMPONENT CONNECTOR INTERFACE

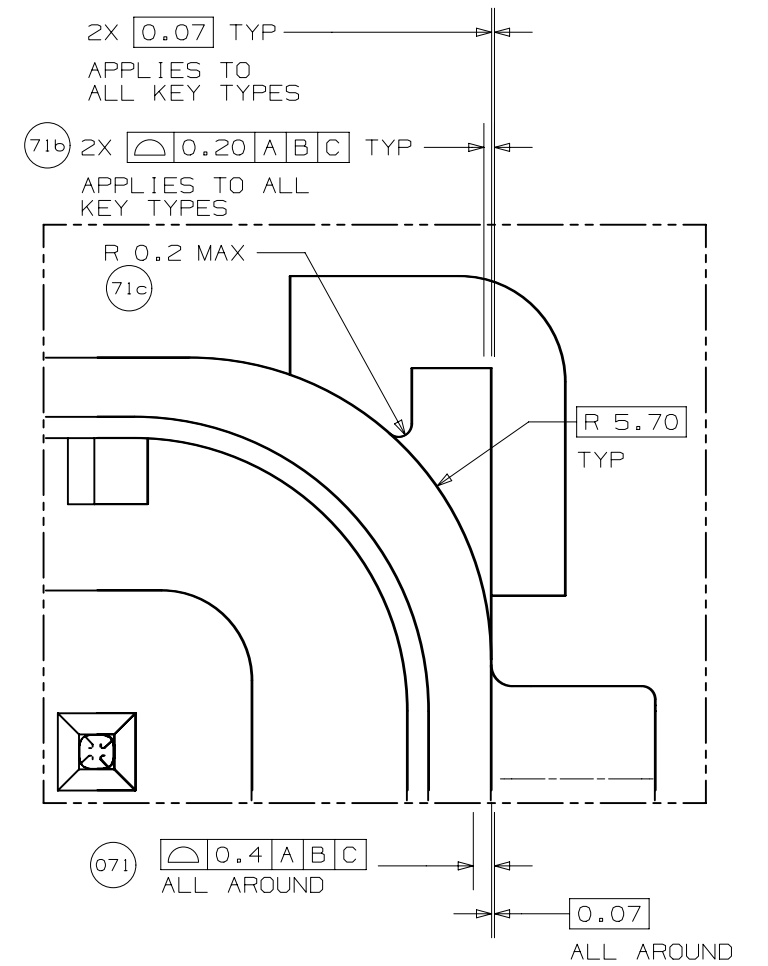
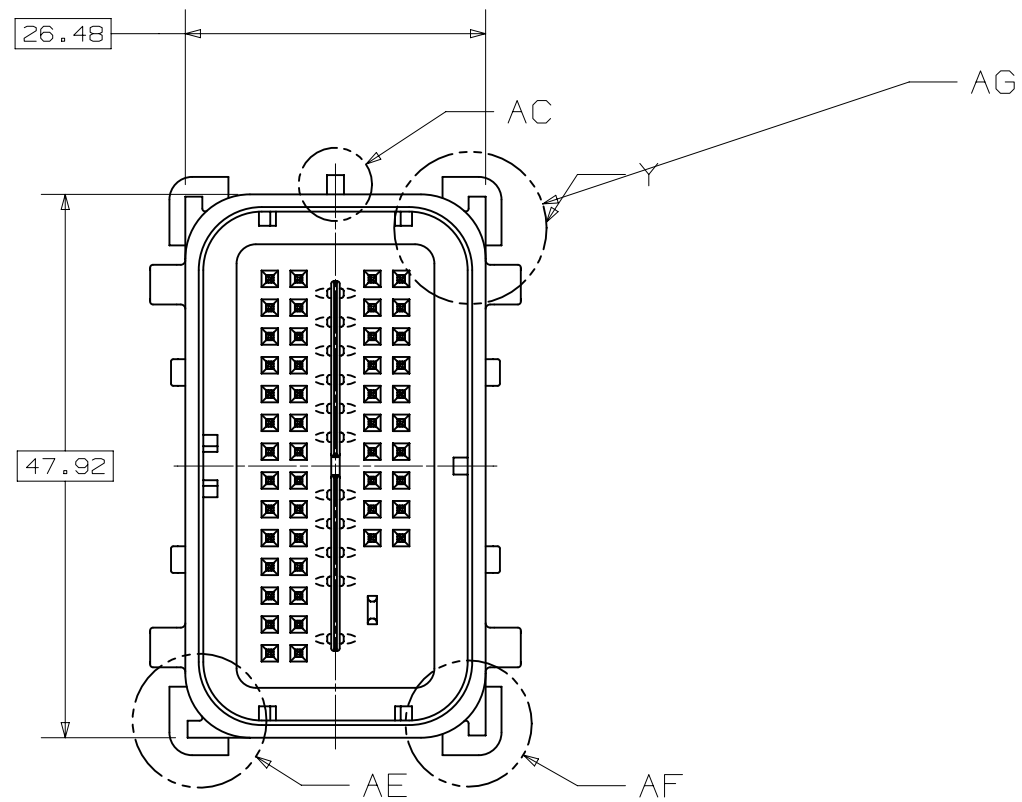
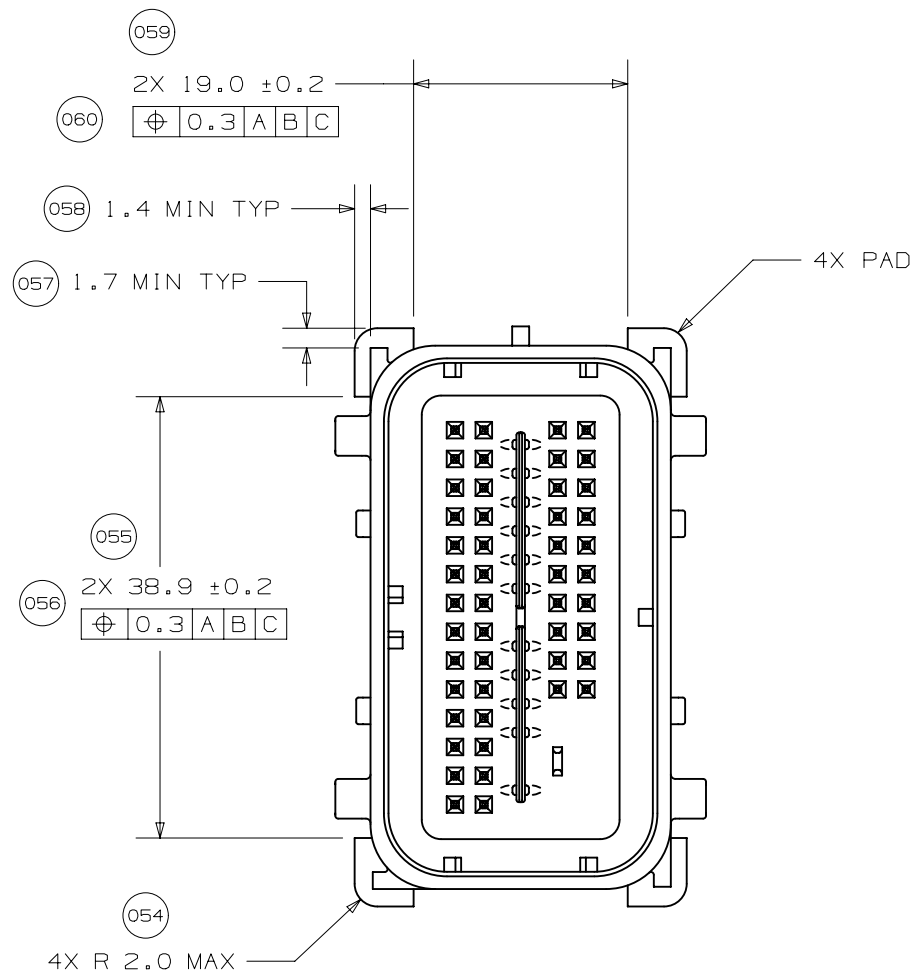
DRAWING NUMBER
12642694

DWG STATUS			PAGE NUMBER
ST	REV	PD1	
R	001		15 of 22

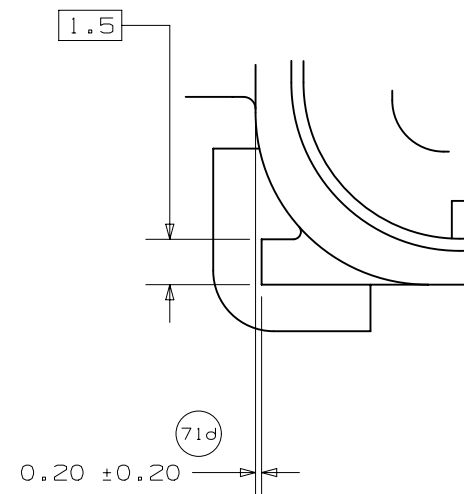
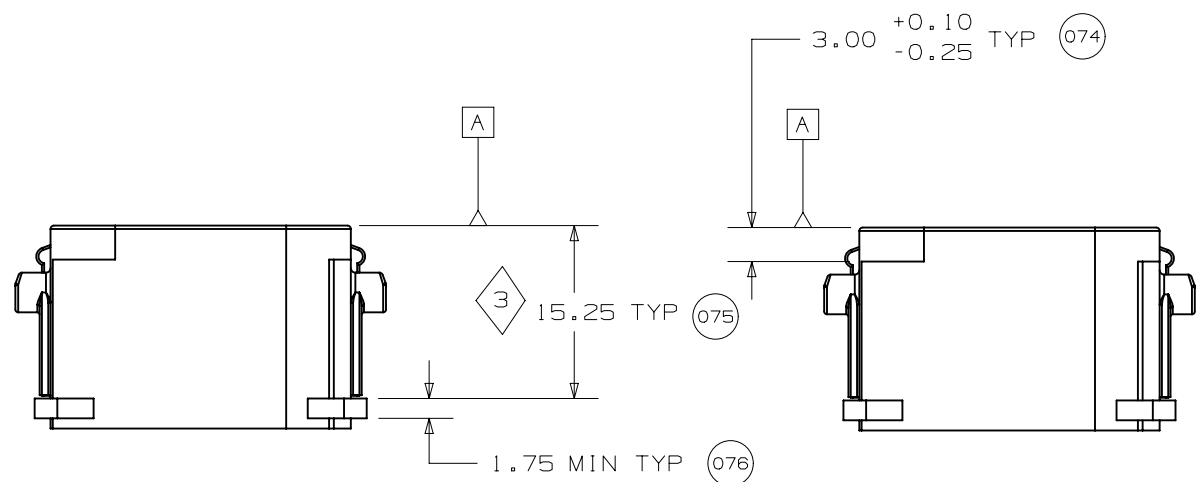


SECTION F - F
(RELEASE FEATURE)

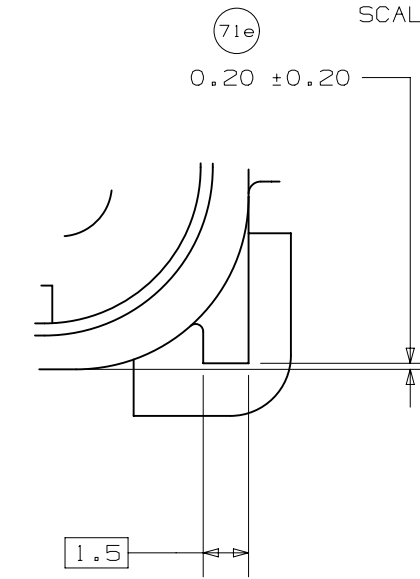




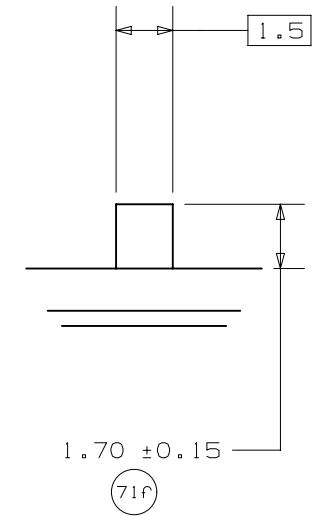
DETAIL Y
 SCALE 7:1



VIEW AE
 KEY TYPE 2



VIEW AF
 KEY TYPE 1



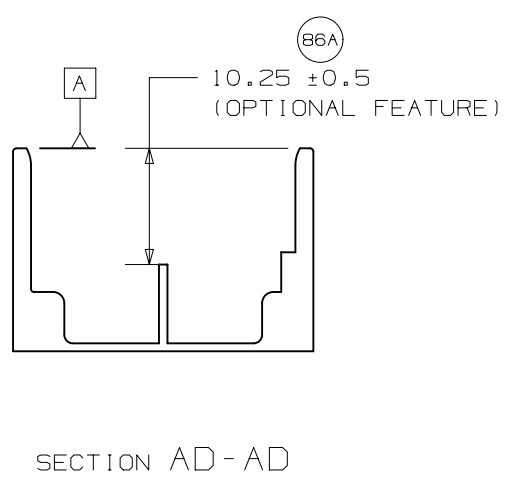
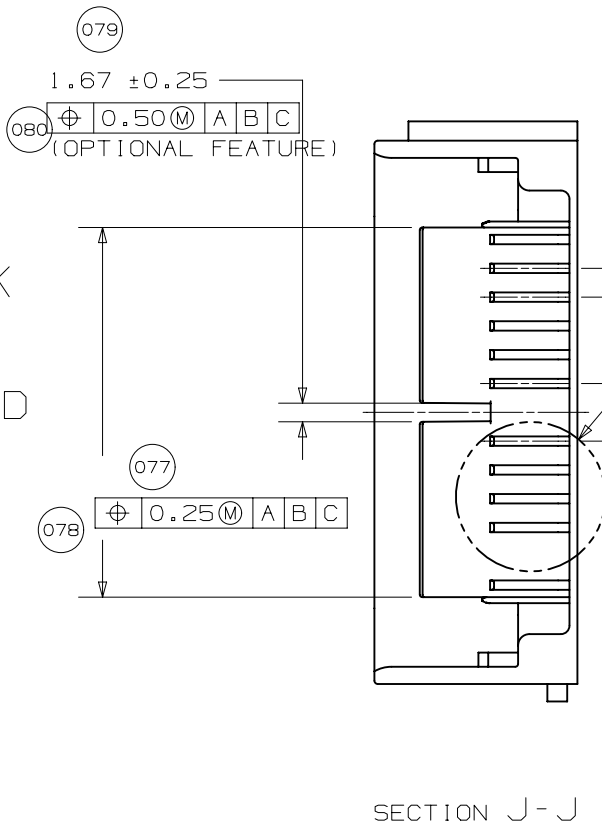
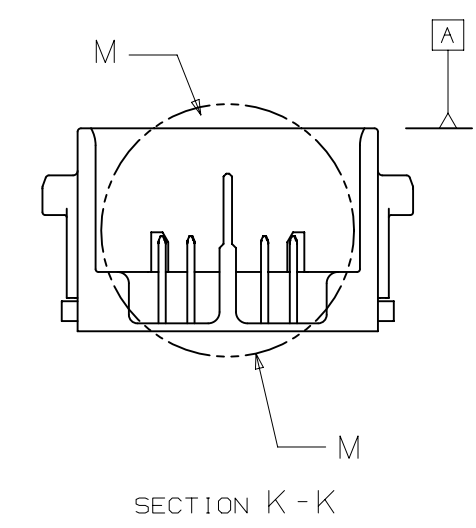
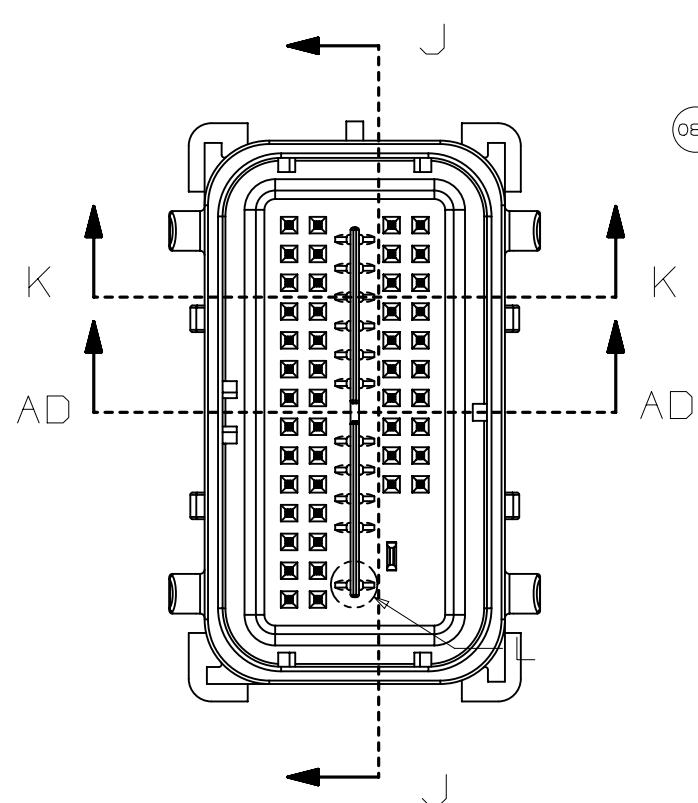
VIEW AC
 KEY TYPE 3




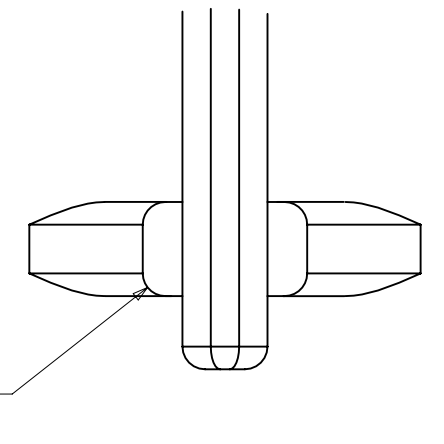
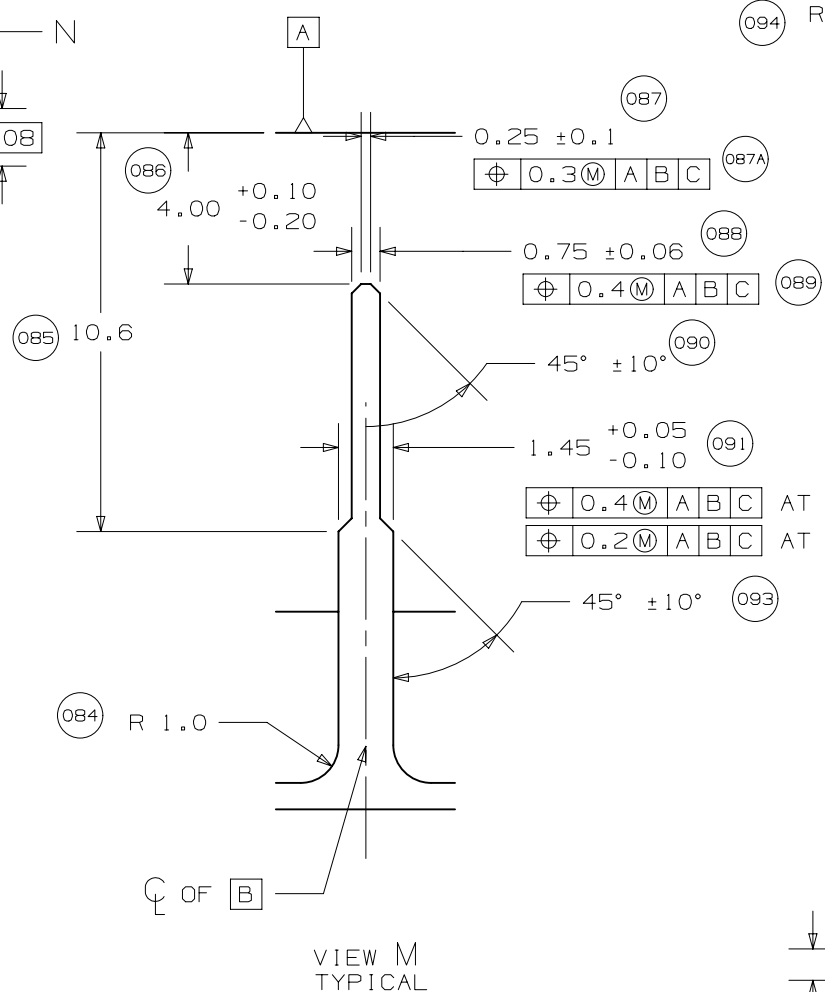
PAGE TITLE
 COMPONENT CONNECTOR INTERFACE

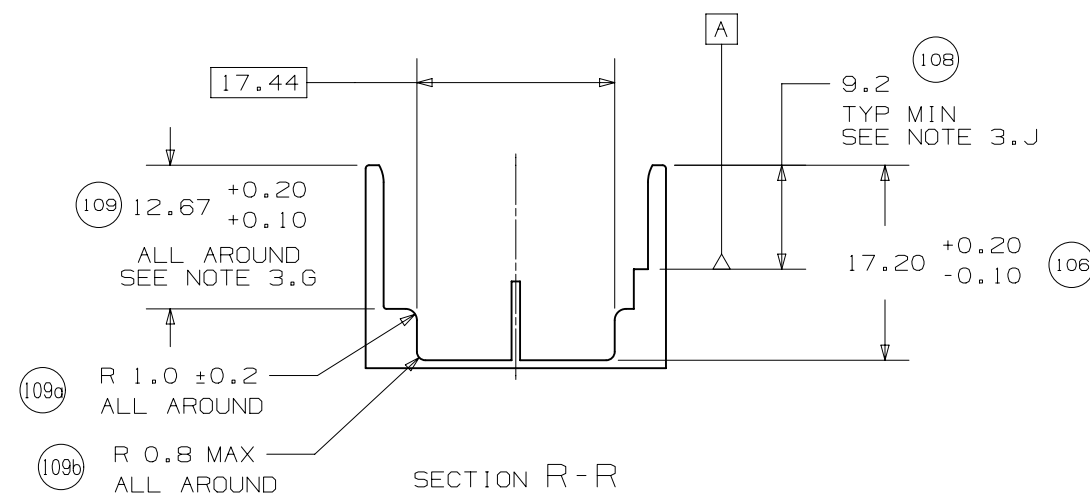
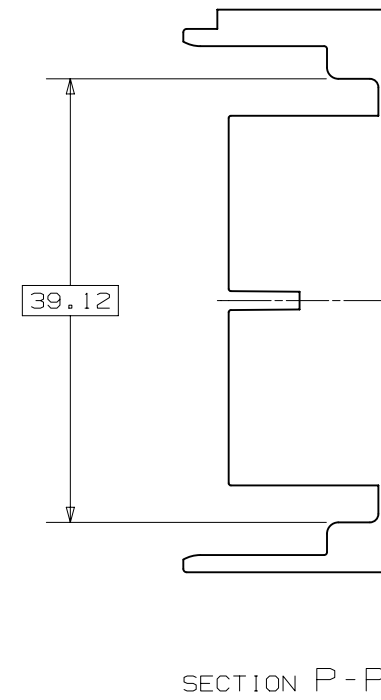
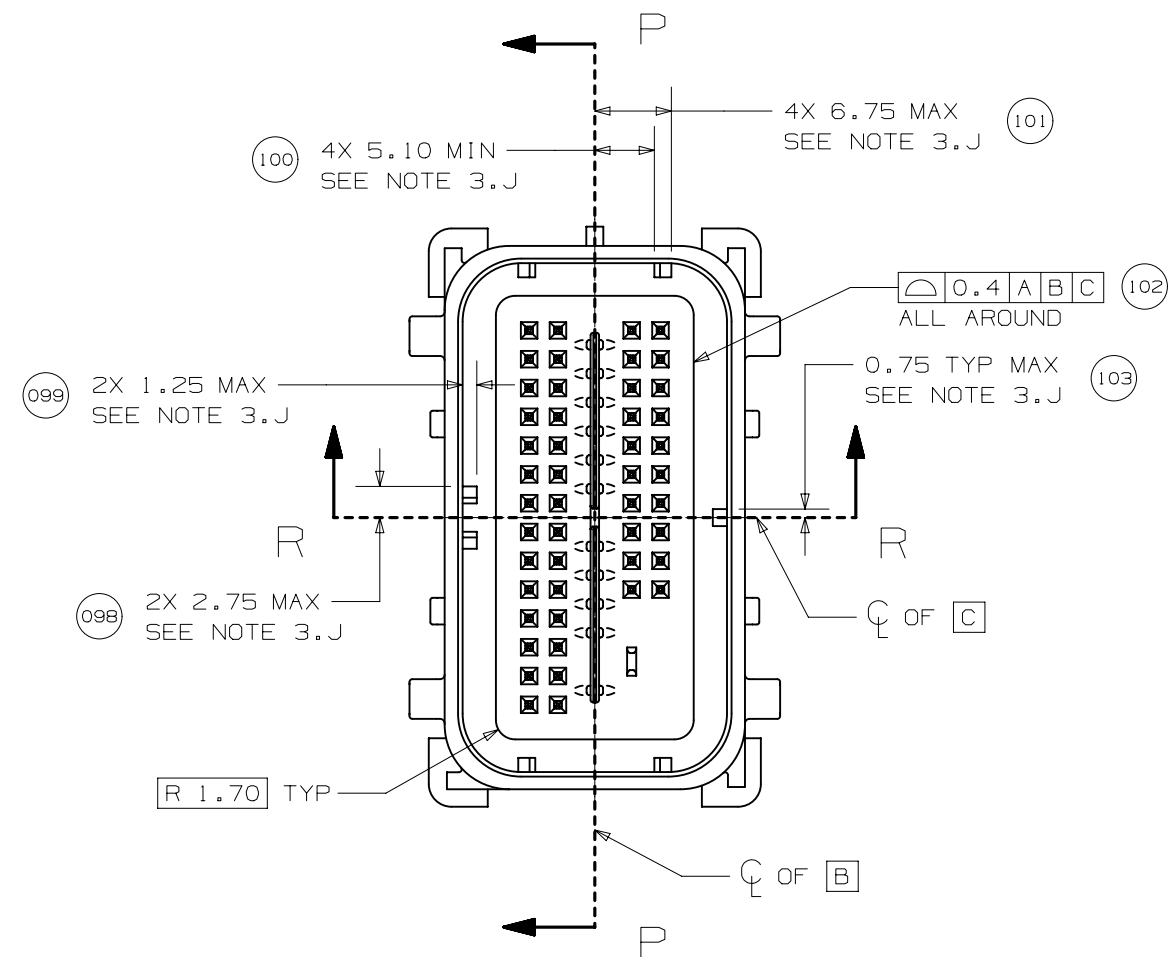
DRAWING NUMBER
 12642694

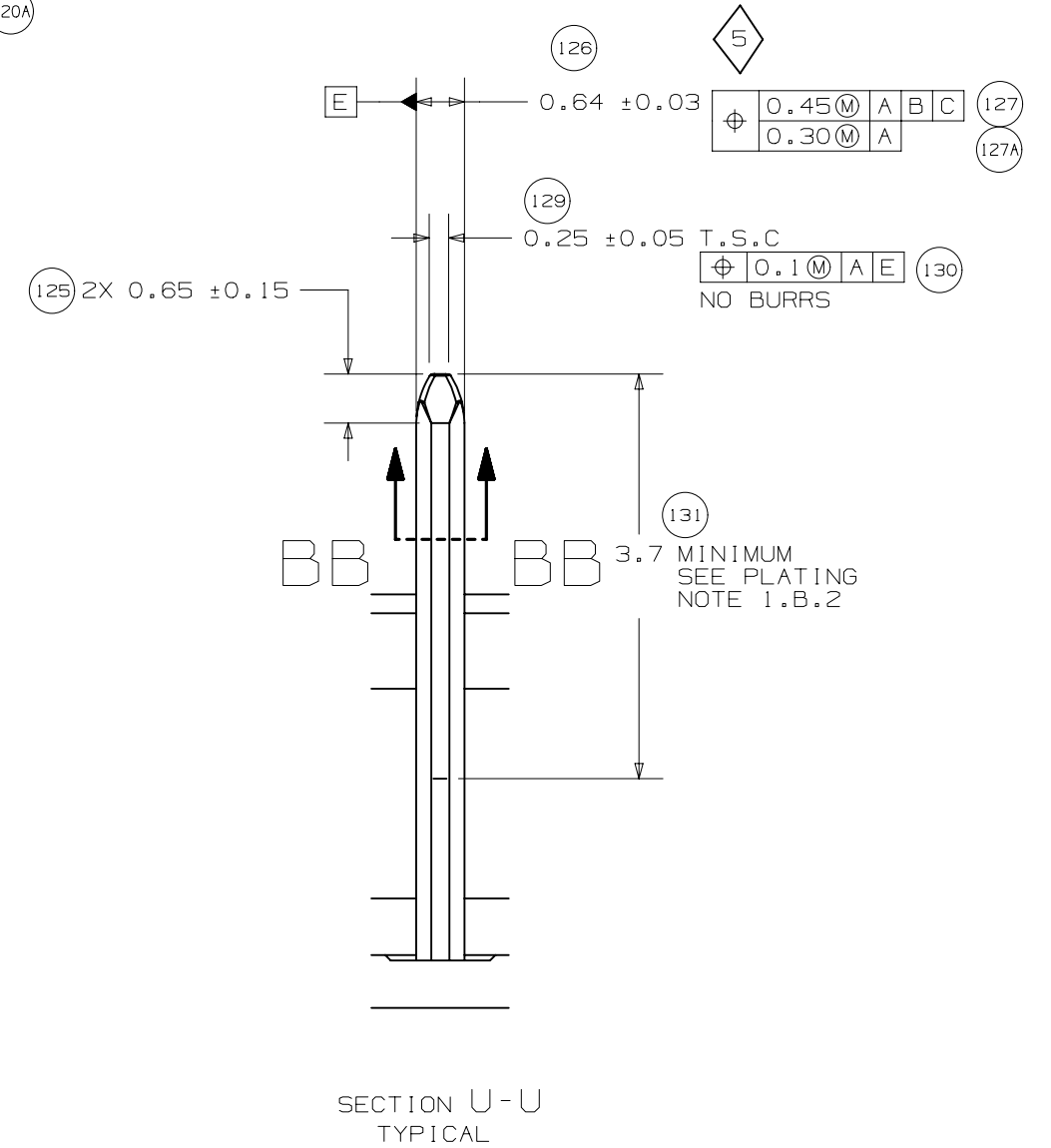
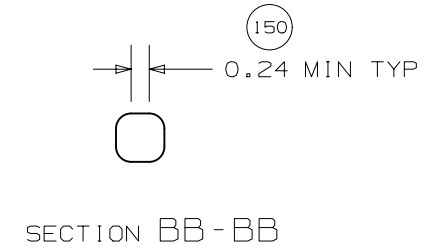
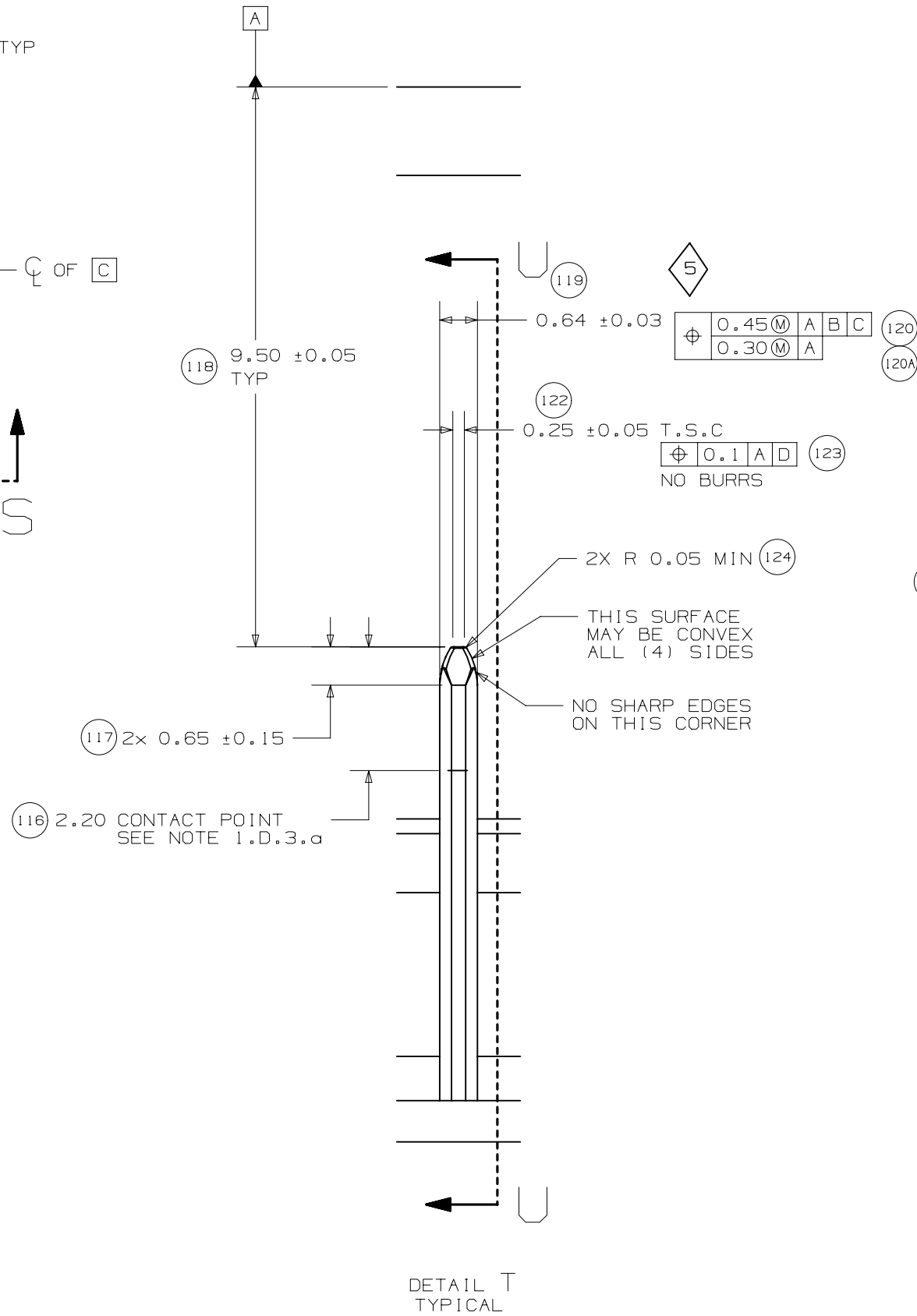
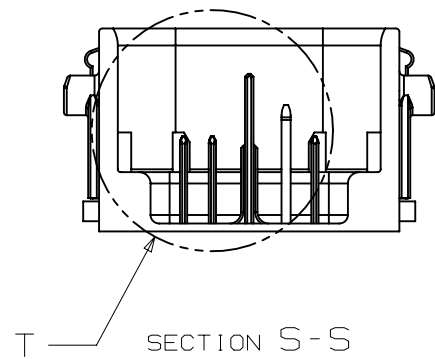
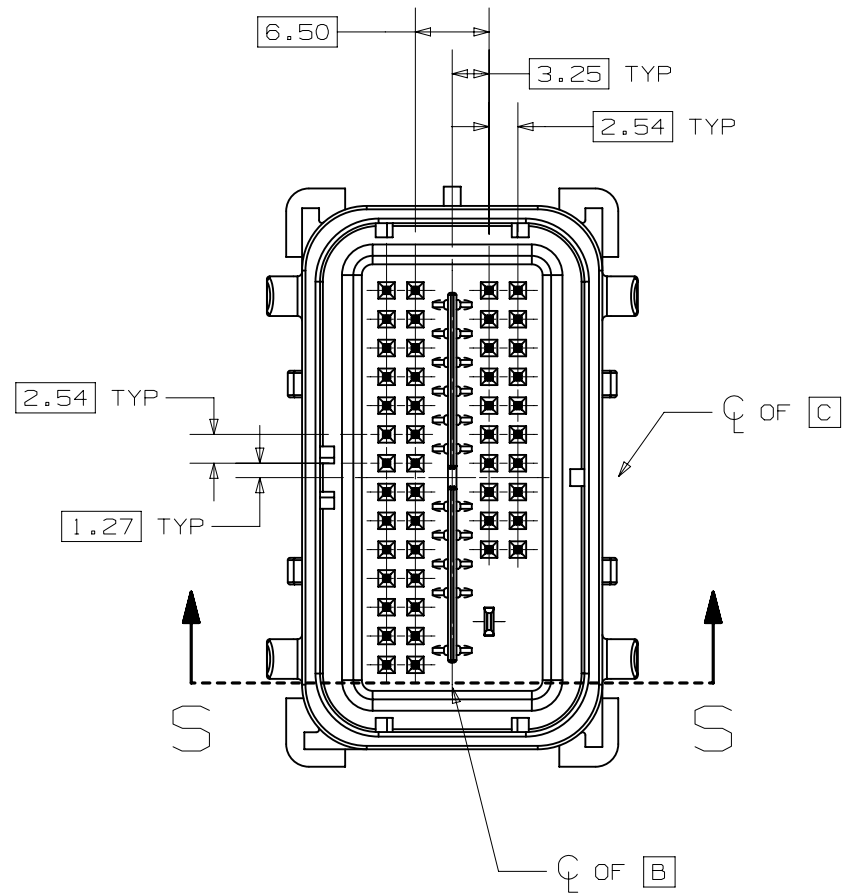
DWG STATUS			PAGE NUMBER
ST	REV	PD1	
R	001		17 of 22

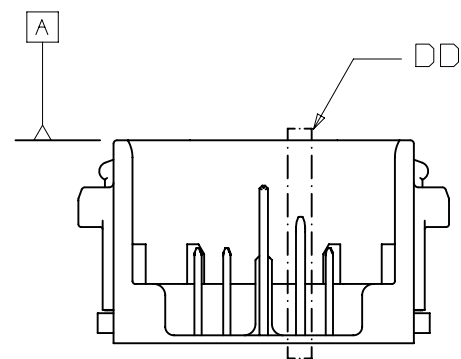
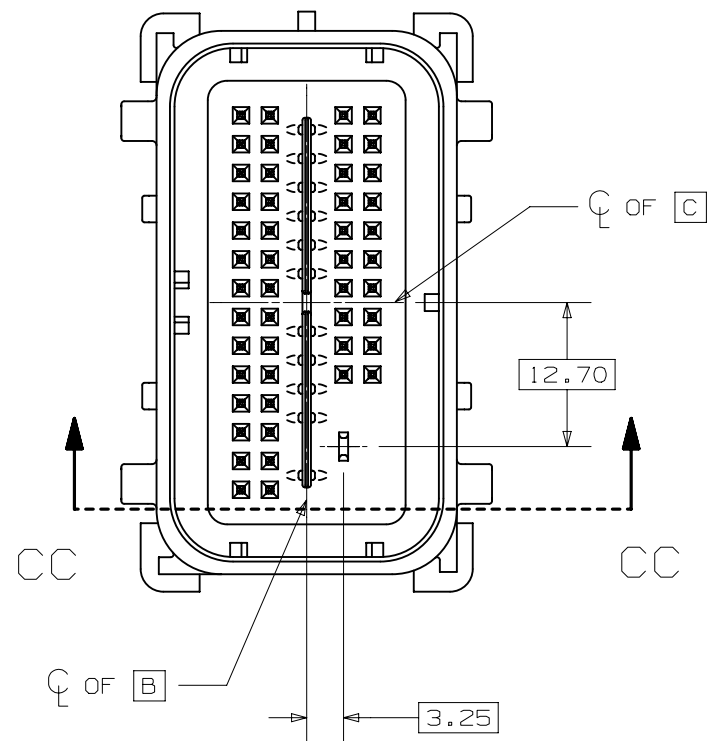


CKT	DIM 077
49 / 56 CKT	32.60 +0.10/-0.80
18 CKT	10.04 +0.10/-0.80

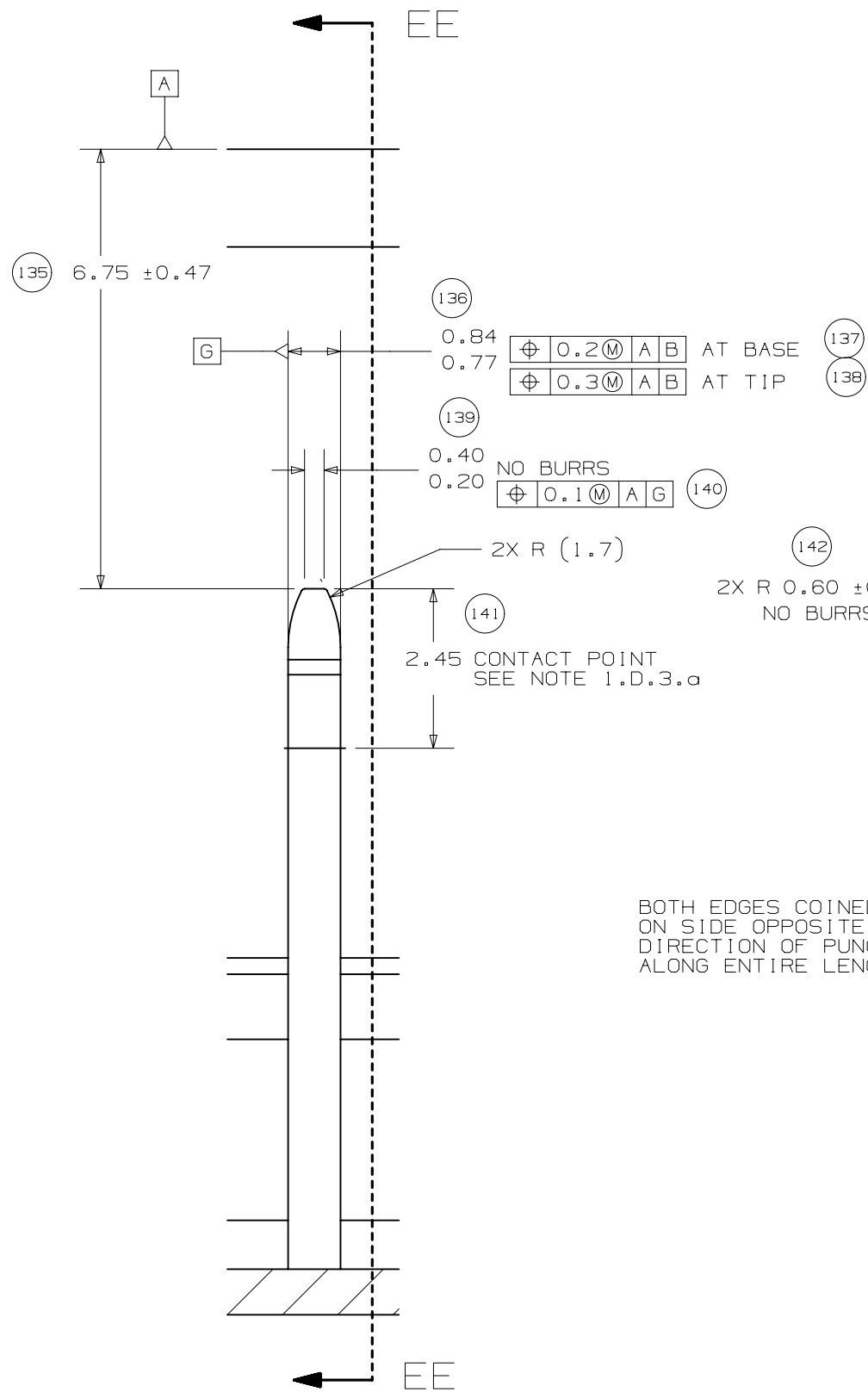




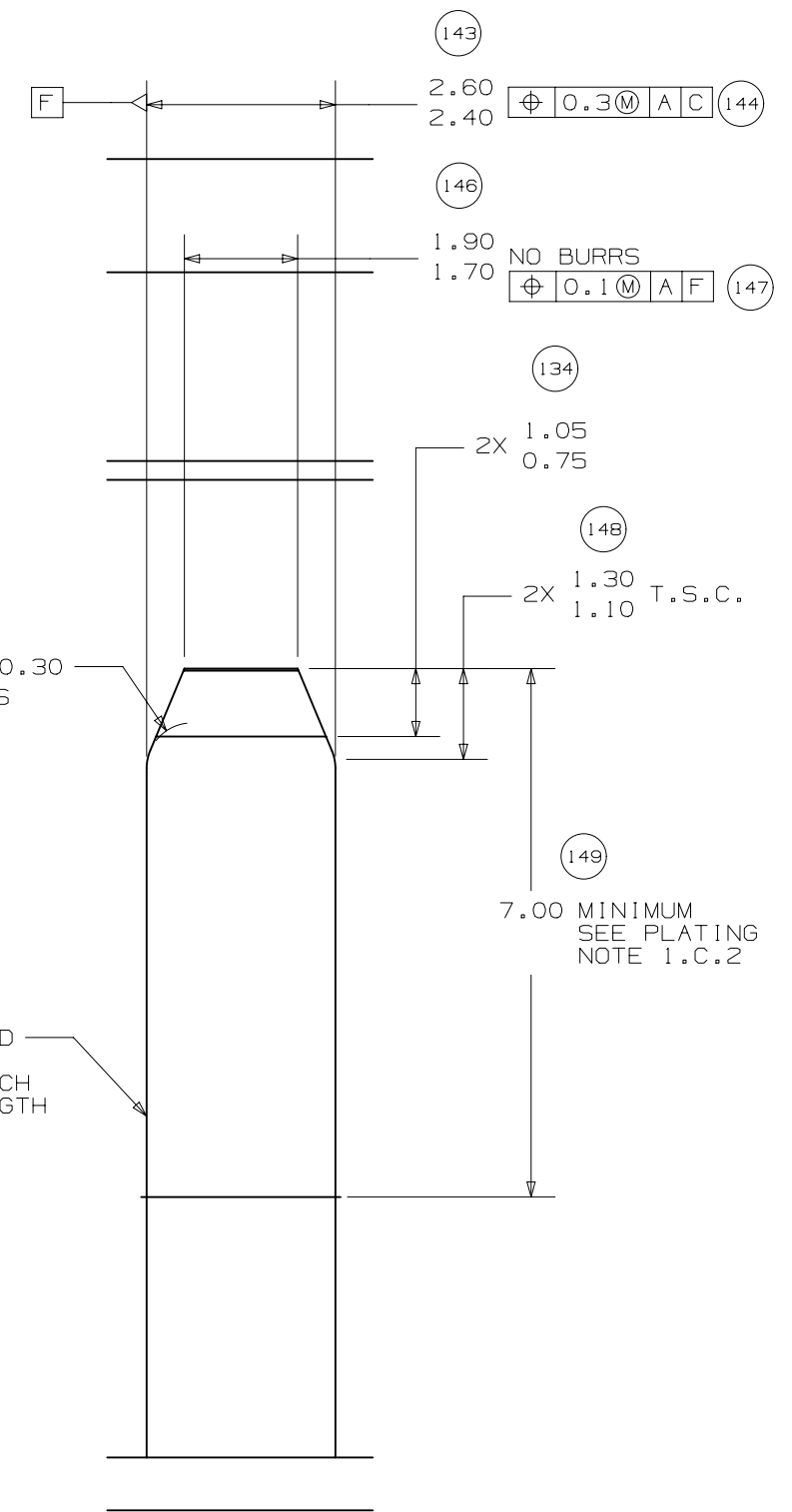




SECTION CC-CC

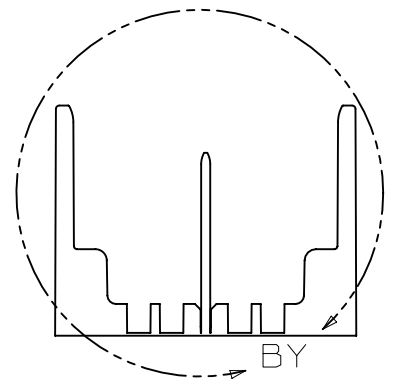
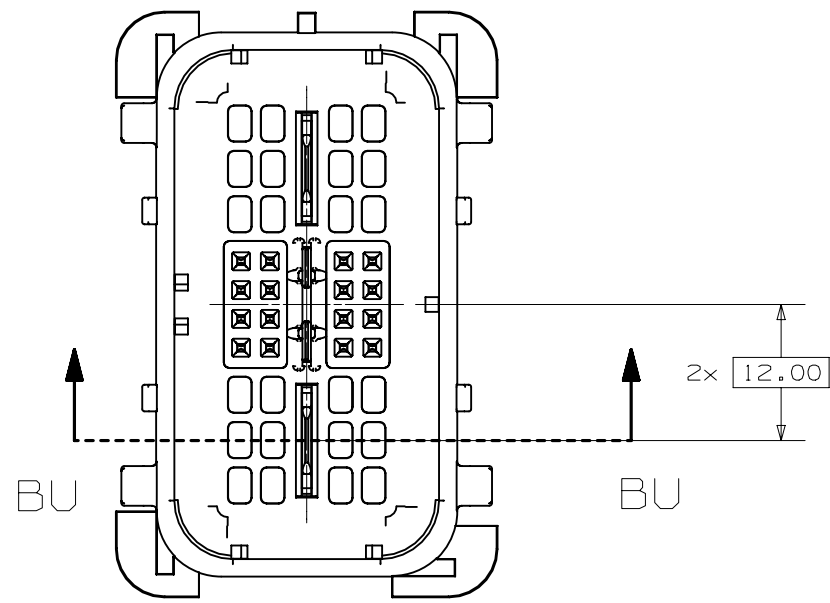


DETAIL DD
TYPICAL

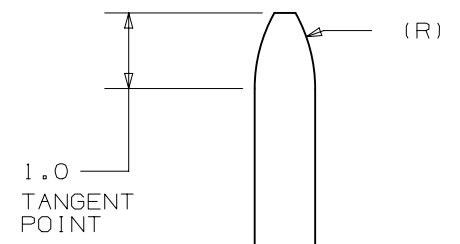


SECTION EE-EE
TYPICAL

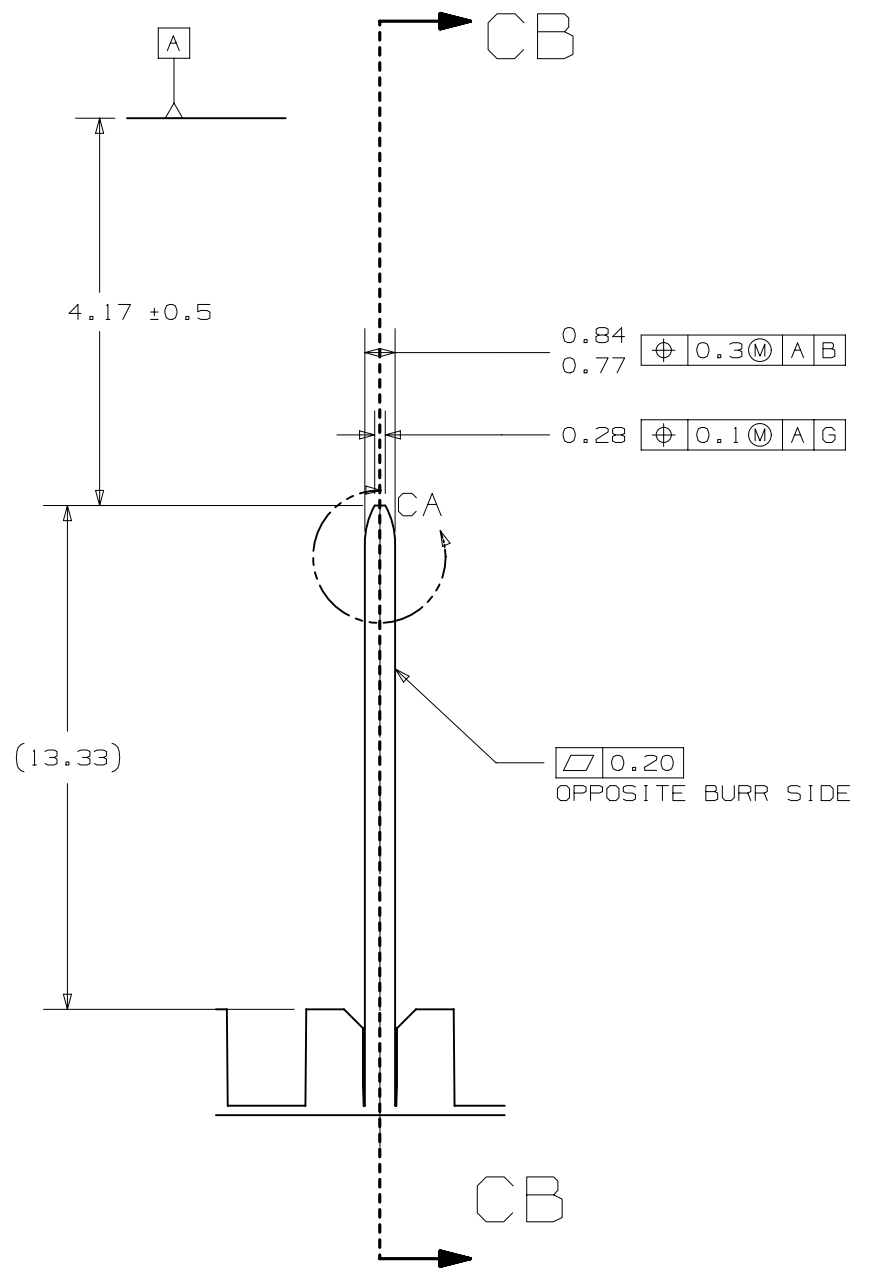




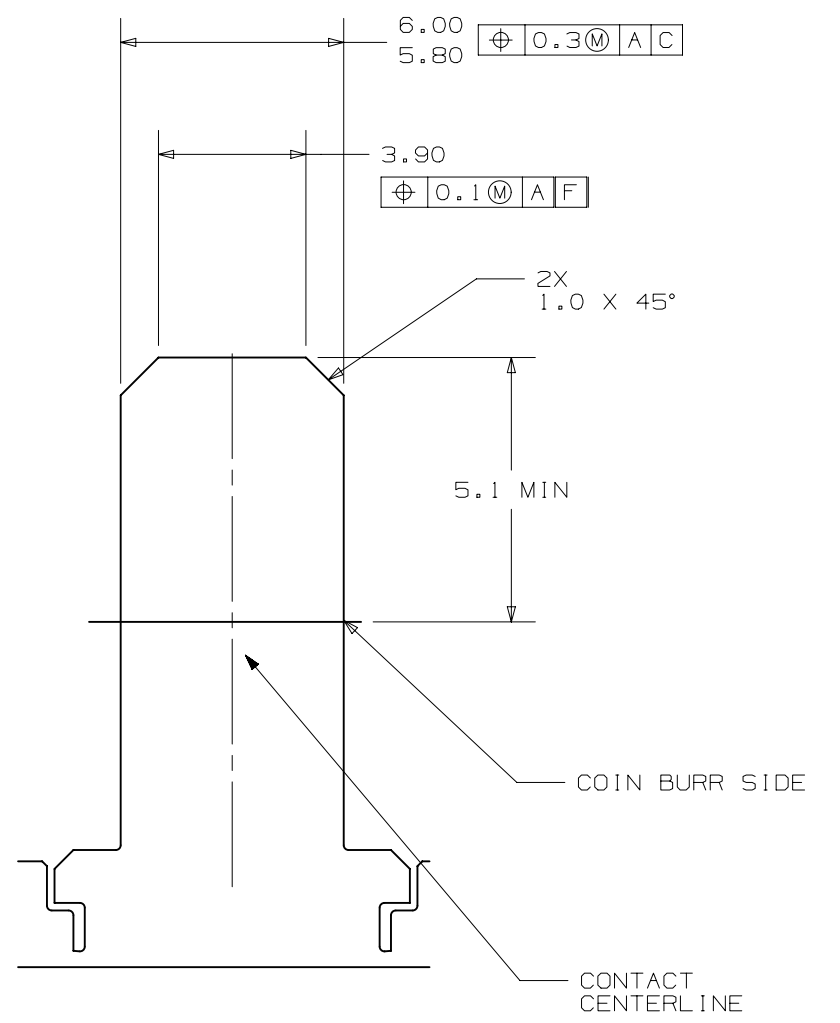
SECTION BU-BU



VIEW CA
SCALE 10:1



VIEW BY
SCALE 5:1



SECTION CB-CB



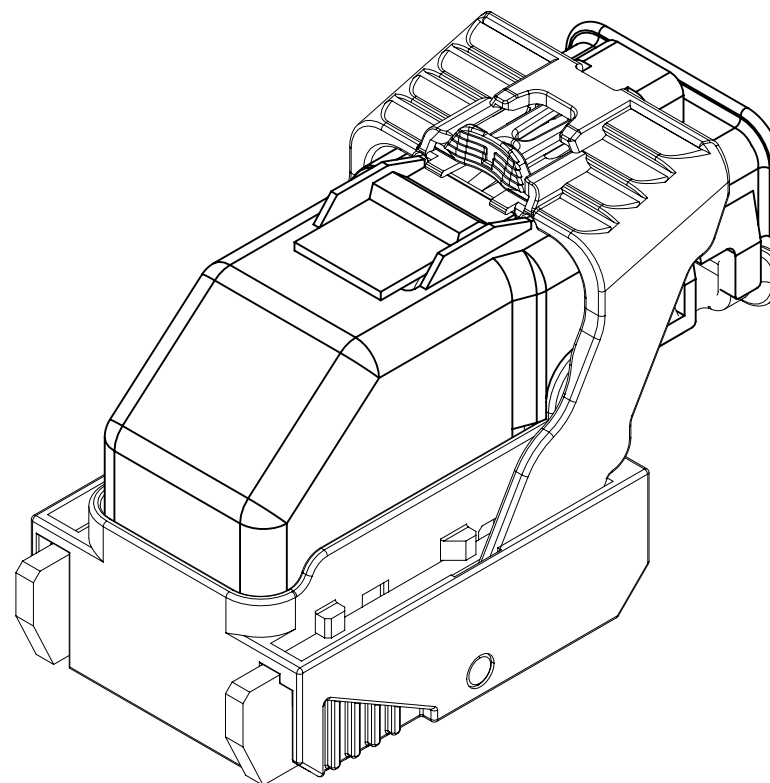
PAGE TITLE
COMPONENT CONNECTOR INTERFACE

DRAWING NUMBER
12642694



DWG STATUS		
ST	REV	PD1
R	001	

PAGE NUMBER
22 OF 22

INDEX	
PAGE TITLE	PAGE
TITLE BLOCK	1
REVISION BLOCK	2
PART BLOCK	3
KPC BLOCK	4
COMPONENT TABLE	5
NOTES	6
NOTES	7
WIRE DRESS PACKAGING DIMENSIONS	8
LOCATION AND PACKAGING DIMENSIONS REFERENCING INTERFACE DATUMS B & C	9
LOCATION AND PACKAGING DIMENSIONS REFERENCING INTERFACE DATUM A	10
KEY ID REF - WIRE DRESS OPTION 0	11
KEY ID REF - WIRE DRESS OPTION 9	12
CIRCUIT CONFIGURATIONS	13
CIRCUIT CONFIGURATIONS	14
COMPONENT CONNECTOR INTERFACE	15
COMPONENT CONNECTOR INTERFACE	16
COMPONENT CONNECTOR INTERFACE	17
COMPONENT CONNECTOR INTERFACE	18
COMPONENT CONNECTOR INTERFACE	19
COMPONENT CONNECTOR INTERFACE	20
COMPONENT CONNECTOR INTERFACE	21
COMPONENT CONNECTOR INTERFACE	22




ISO VIEW

	THIS DOCUMENT IS IN ACCORDANCE WITH ASME Y14.5M-1994 AS AMENDED BY THE GM GLOBAL DIMENSIONING AND TOLERANCING ADDENDUM - 2004.			DATE
	 CHANGE RESTRICTED NO MANUAL CHANGES	REFERENCE 12H (MOLEX AUTOMOTIVE)	DRAFTER D. KOEHLER APVD1 M.R. OOSTERINK APVD2 J. SWARTZ APVD3 G. FLECK APVD4 APVD5	28AP15 29AP15 29AP15 08MY15
DO NOT SCALE		DRAWING NAME		
METRIC DIMENSIONS SHOWN IN MILLIMETERS UNLESS OTHERWISE SPECIFIED		HARNESS CONN ASM-SEALED 18/49/56 CKTS, MX123		
DRAWING NUMBER		DWG STATUS		PAGE NUMBER
12642694		ST	REV	PDI
		R	001	
				1 of 22

PAGE	DWG STATUS					REVISION HISTORY	AUTH	DR	CK	ENG
	DATE	ST	REV	CHG	PDI					

PAGE	DWG STATUS					REVISION HISTORY	AUTH	DR	CK	ENG
	DATE	ST	REV	CHG	PDI					
	08MY15	R	001			RELEASED TO PRODUCTION AT DLS A	CRMRJD	DFK	MRO	GF

	PAGE TITLE	DRAWING NUMBER	DWG STATUS			PAGE NUMBER	
	REVISION BLOCK		12642694	ST	REV		PDI
				R	001		

KEY PRODUCT CHARACTERISTICS
(IN ACCORDANCE WITH QN 1805 OR ON 1050)



SAFETY/COMPLIANCE

TOTAL ON
DRAWING

5



FIT/FUNCTION

LAST NO.
USED

5

NO	TYPE	DESCRIPTION	RATIONALE	PAGE/ZONE
1	F/F	32.68	IMPROVE CONNECTOR SYSTEM MATING	16
2	F/F	29.00	INSURE PROPER RELEASE OF LEVER	16
3	F/F	15.25	INSURE FINAL MATE POSITION	17
5	F/F	POSITIONAL TOLERANCE (2 PLACES)	INSURE CONNECTOR SYSTEM MATIBILITY	20



PAGE TITLE
KPC BLOCK

DRAWING NUMBER

12642694

DWG STATUS

ST	REV	PD1
----	-----	-----


R	001	
---	-----	--

PAGE NUMBER

4 OF 22

P. No	MFG.	MFG. P/N	GM P/N	Effective Date	APPLICABLE COMPONENTS	Key Option	Wire Dress Option	Key Config.	Color	Status
					DESCRIPTION					
1	Molex	34575-0003	12582679	02JN03	WIRE HARNESS COVER	N/A	NA	N/A	BLACK	AVAILABLE
2	Molex	34576-0103	12666118	31JL15	HARN CONN ASM 49 CKT	A	0	1458	BLACK	ACTIVE
3	Molex	34576-0203	12650786	T.B.D.	HARN CONN ASM 49 CKT	B	0	1468	ST GRAY	NOT ACTIVE
4	Molex	34576-0303	12666120	31JL15	HARN CONN ASM 49 CKT	C	0	2467	BLUE	ACTIVE
5	Molex	34576-0403	12615660	T.B.D.	HARN CONN ASM 49 CKT	D	0	2367	BROWN	NOT ACTIVE
6	Molex	34576-0503	12615661	T.B.D.	HARN CONN ASM 49 CKT	E	0	2468	GREEN	NOT ACTIVE
7	Molex	34576-0603	12615662	T.B.D.	HARN CONN ASM 49 CKT	F	0	1357	NATURAL	NOT ACTIVE
8	Molex	34576-0703	12582680	11JN04	HARN CONN ASM 56 CKT	G	0	1358	BLUE	AVAILABLE
9	Molex	34576-0803	12582681	11JN04	HARN CONN ASM 56 CKT	H	0	2458	ST GRAY	AVAILABLE
10	Molex	34576-0903	12615658	T.B.D.	HARN CONN ASM 56 CKT	J	0	2457	BLACK	NOT ACTIVE
11	Molex	34576-1003	AVA77166	T.B.D.	HARN CONN ASM 56 CKT	K	0	2357	BROWN	NOT ACTIVE
12	Molex	34576-1103	AVA77167	T.B.D.	HARN CONN ASM 56 CKT	L	0	2368	GREEN	NOT ACTIVE
13	Molex	34576-1203	AVA77168	T.B.D.	HARN CONN ASM 56 CKT	M	0	2358	NATURAL	NOT ACTIVE
14	Molex	34576-1303	12666119	31JL15	HARN CONN ASM 49 CKT	A	9	1458	BLACK	ACTIVE
15	Molex	34576-1403	12650787	T.B.D.	HARN CONN ASM 49 CKT	B	9	1468	ST GRAY	NOT ACTIVE
16	Molex	34576-1503	12666121	31JL15	HARN CONN ASM 49 CKT	C	9	2467	BLUE	ACTIVE
17	Molex	34576-1603	12615663	T.B.D.	HARN CONN ASM 49 CKT	D	9	2367	BROWN	NOT ACTIVE
18	Molex	34576-1703	12615664	T.B.D.	HARN CONN ASM 49 CKT	E	9	2468	GREEN	NOT ACTIVE
19	Molex	34576-1803	12615665	T.B.D.	HARN CONN ASM 49 CKT	F	9	1357	NATURAL	NOT ACTIVE
20	Molex	34576-1903	12603600	11JN04	HARN CONN ASM 56 CKT	G	9	1358	BLUE	AVAILABLE
21	Molex	34576-2003	12603601	T.B.D.	HARN CONN ASM 56 CKT	H	9	2458	ST GRAY	NOT ACTIVE
22	Molex	34576-2103	12615659	T.B.D.	HARN CONN ASM 56 CKT	J	9	2457	BLACK	NOT ACTIVE
23	Molex	34576-2203	AVA77192	T.B.D.	HARN CONN ASM 56 CKT	K	9	2357	BROWN	NOT ACTIVE
24	Molex	34576-2303	AVA77193	T.B.D.	HARN CONN ASM 56 CKT	L	9	2368	GREEN	NOT ACTIVE
25	Molex	34576-2403	AVA77143	T.B.D.	HARN CONN ASM 56 CKT	M	9	2358	NATURAL	NOT ACTIVE
26	Molex	34851-0007	12644156	31AU15	HARN CONN ASM 18 CKT	G	0	1358	BLUE	ACTIVE
27	Molex	34851-0008	12644158	31AU15	HARN CONN ASM 18 CKT	H	0	2458	ST GRAY	ACTIVE
28	Molex	34851-0019	12644157	31AU15	HARN CONN ASM 18 CKT	G	9	1358	BLUE	ACTIVE
29	Molex	34851-0020	12644159	31AU15	HARN CONN ASM 18 CKT	H	9	2458	ST GRAY	ACTIVE
30	Molex	34736-2002	12642697	01AU10	MX64 RCPT TERM Ag 18/20 GAGE B (RIGHT PAYOFF)	N/A	N/A	N/A	N/A	AVAILABLE
31	Molex	34736-2001	12642696	01AU10	MX64 RCPT TERM Ag 22 GAGE B (RIGHT PAYOFF)	N/A	N/A	N/A	N/A	AVAILABLE
32	Molex	34586-0001	T.B.D.	11JN04	MX123 0.64MM GROMMET PLUG	N/A	N/A	N/A	NATURAL	AVAILABLE
33	Yazaki	7116-4150-02	12588066	02JN03	2.8mm YESC SEALED FEMALE TERMINAL TIN 20/22 GAGE (CABLE RANGE 0.30mm-0.60mm)	N/A	N/A	N/A	N/A	NOT ACTIVE
34	Yazaki	7116-4151-02	12588067	02JN03	2.8mm YESC SEALED FEMALE TERMINAL TIN 16/18 GAGE (CABLE RANGE 0.75mm-1.40mm)	N/A	N/A	N/A	N/A	NOT ACTIVE
35	Yazaki	7116-4152-02	12582685	02JN03	2.8mm YESC SEALED FEMALE TERMINAL TIN 14 GAGE (CABLE RANGE 1.50mm-2.50mm)	N/A	N/A	N/A	N/A	AVAILABLE
36	Yazaki	7158-3111-60	12588068	02JN03	2.8mm CABLE SEAL (wire O.D. range 1.20mm-1.90mm)	N/A	N/A	N/A	GREEN	NOT ACTIVE
37	Yazaki	7158-3112-70	12588069	02JN03	2.8mm CABLE SEAL (wire O.D. range 1.80mm-2.30mm)	N/A	N/A	N/A	YELLOW	NOT ACTIVE
38	Yazaki	7158-3113-40	12582686	02JN03	2.8mm CABLE SEAL (wire O.D. range 2.18mm-3.00mm)	N/A	N/A	N/A	WHITE	AVAILABLE
39	Yazaki	7158-3114-90	T.B.D.	02JN03	2.8mm YESC CAVITY PLUG	N/A	N/A	N/A	BLUE	AVAILABLE
40	FCI	33140138	12646399	10JA14	6.35mm APEX RCPT TERM Sn/Ag GRIP CODE-10 (6mm2) - Greased	N/A	N/A	N/A	N/A	AVAILABLE
41	FCI	33140135	12654556	10JA14	6.35mm APEX RCPT TERM Sn/Ag GRIP CODE-TBD (1mm2) - Greased	N/A	N/A	N/A	N/A	AVAILABLE
42	QSR	A-0549C	12646688	01SE14	6.35mm CABLE SEAL (FOR 6.0mm2 WIRE SIZE - 3.6 TO 4.2mm INSULATION OD)	N/A	N/A	N/A	WHITE	AVAILABLE
43	QSR	A-0549B	12654557	01SE14	6.35mm CABLE SEAL (FOR 0.75-1.25mm2 WIRE SIZE - 1.8 TO 2.3mm INSULATION OD)	N/A	N/A	N/A	BLUE	AVAILABLE
44	Molex	63811-4200	XX019825	02JN03	MX64 TERM HAND CRIMP TOOL	N/A	N/A	N/A	N/A	AVAILABLE
45	Molex	63813-1400	XX019826	02JN03	MX64 TERM SERVICE TOOL	N/A	N/A	N/A	N/A	AVAILABLE
46	Molex	63865-8000	XX019827	02JN03	MX64 CRIMP APPLICATOR with TOOL KIT 18/20 GAGE PAYOFF DIRECTION D (left payoff) (contact Molex for payoff detail)	N/A	N/A	N/A	N/A	AVAILABLE
47	Molex	63865-8070	XX019828	02JN03	MX64 APPLICATOR TOOL KIT 18/20 GAGE	N/A	N/A	N/A	N/A	AVAILABLE
48	Molex	63865-8100	XX019829	02JN03	MX64 CRIMP APPLICATOR with TOOL KIT 22 GAGE PAYOFF DIRECTION D (left payoff) (contact Molex for payoff detail)	N/A	N/A	N/A	N/A	AVAILABLE
49	Molex	63865-8170	XX019830	02JN03	MX64 APPLICATOR TOOL KIT 22 GAGE	N/A	N/A	N/A	N/A	AVAILABLE
50	SPX	J35616-64	T.B.D.	02JN03	0.64mm PROBE TOOL (for rcpt)	N/A	N/A	N/A	N/A	AVAILABLE
51	SPX	J35616-64A	T.B.D.	02JN03	0.64mm PROBE TOOL WITH EXT (for rcpt)	N/A	N/A	N/A	N/A	AVAILABLE
52	SPX	J35616-65	T.B.D.	02JN03	0.64mm PROBE TOOL WITH EXT (for pin)	N/A	N/A	N/A	N/A	AVAILABLE
53	SPX	J35616-4A	T.B.D.	02JN03	2.8mm PROBE TOOL (for rcpt)	N/A	N/A	N/A	N/A	AVAILABLE
54	YAZAKI	X39899-J374	12094430	02JN03	2.8mm TERM SERVICE TOOL	N/A	N/A	N/A	N/A	AVAILABLE
55	TQ1	7000-1001	N/A	01FE15	18CKT PASS THROUGH ADAPTERS	N/A	N/A	N/A	BLACK	AVAILABLE
56	TQ1	7000-1004	N/A	01FE15	49CKT PASS THROUGH ADAPTERS	N/A	N/A	N/A	BLACK	AVAILABLE
57	TQ1	79917-0060	N/A	02JA08	56CKT PASS THROUGH ADAPTERS	N/A	N/A	N/A	BLACK	AVAILABLE
58	Molex	63813-1500	J-38125-217	01SE14	6.35mm APEX TERM SERVICE TOOL	N/A	N/A	N/A	N/A	AVAILABLE

* MX123 WIRE HARNESS COVER MATES TO ANY 18/49/56 CKT MX123 HARN CONN ASSY SHOWN ON THIS TABLE

	PAGE TITLE	DRAWING NUMBER	DWG STATUS			PAGE NUMBER
	COMPONENT TABLE	12642694	ST	REV	PDI	5 of 22
			R	001		

NOTES: UNLESS OTHERWISE SPECIFIED

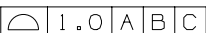
1. MATERIAL FOR INTERFACE:

- A. RESIN:
 - 1. 30% G.F. PBT; 20% MAX. (BY WEIGHT) REGRIND.
 - 2. MATING CONNECTOR INTERFACE PART COLOR MUST BE SAME AS MATCHING KEYED HARNESS CONNECTOR ASSEMBLY.
 - 3. MUST BE VALIDATED FOR INDIVIDUAL DEVICE APPLICATION REQUIREMENTS.
- B. 0.64MM PINS:
 - 1. BASE MATERIAL: COPPER ALLOY; CONDUCTIVITY >= 28% IACS AT 20°C; TENSILE STRENGTH >= 635 N/mm²; SURFACE ROUGHNESS R_a 6 MAX.
 - 2. PLATING FINISH: SILVER (Ag). PLATING TO BE 1.9-3.3 μm ELECTRODEPOSITED SEMI-BRIGHT SILVER OVER 1.25-2.25 μm DUCTILE SULPHAMATE NICKEL PER NOTE 1(D).
 - 3. ANTI-TARNISH: SYNTHETIC HYDROCARBON CONTACT SURFACE FINISH OR EQUIVALENT APPLIED WITHOUT VOID TO CONTACT AREA (MIN 3.7mm FROM PIN TIP).
- C. 2.8MM BLADE:
 - 1. BASE MATERIAL: COPPER ALLOY; CONDUCTIVITY >= 28% IACS AT 20°C; TENSILE STRENGTH >= 350 N/mm²; SURFACE ROUGHNESS R_a 6 MAX.
 - 2. PLATING FINISH: TIN. PLATING TO BE 2.5-5.0 μm ELECTRODEPOSITED TIN, MATTE FINISH OVER 1.25-2.5μm DUCTILE SULPHAMATE NICKEL PER NOTE 1(D).
- D. 6.3MM BLADE:
 - 1. BASE MATERIAL: COPPER ALLOY; CONDUCTIVITY >= 50% IACS AT 20°C;
 - 2. PLATING FINISH: SILVER (Ag) PLATING TO BE 1.9-3.3 μm ELECTRODEPOSITED SEMI-BRIGHT SILVER, OVER 1.25-2.5μm DUCTILE SULPHAMATE NICKEL PER NOTE 1(D) WITH ENVIRONMENTAL BARRIER OR TIN/SILVER (ELECTRO-DEPOSITED), UNDERPLATE 0.5-2.0 μm NICKEL OR COPPER. TOP PLATING: 1.0-3.0 μm (SILVER RANGE 3.75-X.XX NO ANTI-TARNISH COATING REQUIRED).

E. PLATING REQUIREMENTS:


- 1. SILVER PLATING
 - a. 99.5% PURE SEMI-BRIGHT WITH NO ORGANIC BRIGHTNERS OR CHROMATES.
- 2. NICKEL PLATING
 - a. ELECTRODEPOSITED DUCTILE SULFAMATE NICKEL WITH A NON-BRIGHTENED FINISH. NO ORGANIC OR BRIGHTENING AGENTS SHALL BE ALLOWED.
 - b. SHALL ONLY BE USED AS AN UNDERLYING PLATING AND MAY NOT BE USED AS AN ELECTRICAL CONTACT SURFACE PLATING.
 - c. SHALL BE NODULE FREE WHEN VIEWED AT 10X MAGNIFICATION IN MEASURED IN CONTACT SURFACE AREA PLUS 0.5MM PERIMETER AROUND THE CONTACT SURFACE AREA.
 - d. ALL PLATINGS SHALL HAVE A 1.0% MAXIMUM BY WEIGHT IMPURITIES. IMPURITIES ARE DEFINED AS ALL ELEMENTS NOT THE PRIMARY PLATING OR HARDENING AGENT IF APPLICABLE, AS DETERMINED BY WET CHEMICAL ANALYSIS OR AUGER METHOD. NO SINGLE IMPURITY SHALL EXCEED 0.1% MAXIMUM BY WEIGHT.
- 3. TESTING
 - a. THICKNESS TO BE MEASURED IN CONTACT SURFACE AREA PLUS 0.5MM PERIMETER AROUND THE CONTACT SURFACE AREA AS DESIGNATED IN THE DRAWING. THICKNESS SHALL BE DETERMINED BY METHOD OF X-RAY (XRF).
 - b. PLATING ADHESION SHALL BE TESTED BY A BEND TEST FOR ALL METALS. THE TEST SAMPLE SHALL BE BENT 90 DEGREES TO DETERMINE DEPOSIT ADHESION. TESTING SHALL BE COMPLETED IN ACCORDANCE WITH ASTM SPEC B571.

2. DESIGN - GENERAL:

- A. THIS IS A 100% CAD GENERATED PART. THE CAD MATHEMATICAL DATA IS THE MASTER FOR THIS PART. WHERE DIMENSIONS ARE SPECIFIED ON THE DRAWING, THE DRAWING IS THE AUTHORITY FOR DIMENSIONAL VALUES. FOR DIMENSIONAL OR ANY INFORMATION NOT SHOWN ON THIS DRAWING, ANALYZE THE CAD MODEL.
- B. DIMENSIONS OBTAINED FROM THE DIGITAL MODEL ARE BASIC:
 - 1. FOR RELATIONSHIPS BETWEEN FEATURES WHEN ESTABLISHED BY GEOMETRIC TOLERANCES.
 - 2. FOR THE FORM OF A FEATURE WHEN CONTROLLED BY A PROFILE TOLERANCE.
 - 3. FOR THE SIZE, FORM AND/OR RELATIONSHIP BETWEEN FIXED DATUM TARGETS.
- C. DIMENSIONS OBTAINED FROM THE DIGITAL MODEL ARE ROUNDED TO TWO DECIMAL PLACES (PER IEEE/ASTM SI 10-2002)
- D. VIEWS AND SECTIONS ON THIS DRAWING ARE IN ACCORDANCE WITH GM DCS SECTION C3.
- E. THE DIGITAL MODEL MUST CORRESPOND TO THE RELEASE LEVEL SHOWN IN THE PART BLOCK ON THIS DOCUMENT.
- F. TOLERANCES:
 - 1. LINEAR
 - 0.X ± 0.30
 - 0.XX ± 0.10
 - 0.XXX ± 0.10
 - 2. ANGULAR X° ± 3°
 - 3.  1.0 A B C
- G. MINIMUM WALL THICKNESS REQUIRED: 1.3mm.
- H. CORNERS SHOWN AS SHARP TO BE R 0.2 MAX.
- J. LETTERING SHALL BE 0.15 MAX RAISED IN 0.20 MAX RECESS PAD. THIS INCLUDES MATERIAL CODE, RECYCLING CODE, CAVITY ID AND DATE CODE.
- K-1. PARTS MUST BE FREE OF DISCOLORATION, SALT RESIDUE AND OTHER IMPERFECTIONS THAT AFFECT FIT OR FUNCTION.
- K-2. SCRATCHES OR DENTS NOT TO EXCEED 0.013mm IN DEPTH.
- L. FOLLOWING PRODUCTION CODES TO BE PERMANENTLY MARKED & HUMAN READABLE TO A LETTER HEIGHT OF 1.5 ± 0.5MM X 0.3 MAX DEEP
 - 1. MATERIAL #: XXXXX-XXXX
 - 2. DATE CODE: JJYY (JULIAN DAY, LAST DIGIT OF YEAR)
 - 3. INSPECTION MACHINE CODE + SERIAL #: X_XXXXX

3. DESIGN - MANUFACTURING:

- A. DRAFT TO BE WITHIN TOLERANCE.
- B. ALLOWABLE FLASH MAX 0.2 HIGH X MAX 0.13 THICK.
- C. ALLOWABLE PARTING LINE MISMATCH 0.2 MAX.
- D. EJECTOR PINS MARK TO BE FLUSH TO 0.25 MAX DEPRESSED.
- E. ALLOWABLE GATE VESTIGE FLUSH TO 0.25 MAX PROTRUSION.
- F. NO EXTERNAL MOLD RELEASE AGENT ALLOWED DURING MANUFACTURING.
- G. STEEL THAT FORMS THE INDICATED SURFACE MUST BE POLISHED WITH A DIAMOND FINISH (SPI A-2) OVER THE FULL PERIPHERY OF THE TOOL. SURFACE MUST HAVE NO MISMATCH.
- H. ANY PROCESS LUBRICANT REMAINING ON THE TERMINAL MUST NOT VARNISH OR DEGRADE IT'S ELECTRICAL PERFORMANCE UP TO A MAXIMUM CLASS AMBIENT TEMPERATURE PER SAE USCAR-2 FOR 1008 HOURS. PROCESS LUBRICANTS SHOULD BE APPROVED BY THE RESPONSIBLE ENGINEER.
- J. OPTIONAL FEATURES PROVIDED FOR AUTOMATION.
- K. PART MUST BE FREE FROM BURRS AND SHARP EDGES, WHICH MIGHT BE DETRIMENTAL TO SATISFACTORY ASSEMBLY, SAFE HANDLING OR FUNCTION OF PART.
- L. PARTS AS DELIVERED TO ASSEMBLY SHALL BE CLEAN AND FREE OF DEBRIS, RESIDUAL ABRASIVE MATERIAL AND CORROSION PRODUCTS ADVERESLY AFFECTING FUNCTION OR APPEARANCE.
- M. RESTRICTED AND REPORTABLE SUBSTANCES FOR PARTS PER GMW3059.

	PAGE TITLE	DRAWING NUMBER	DWG STATUS			PAGE NUMBER	
	NOTES		12642694	ST	REV		PDI
				R	001		

NOTES: UNLESS OTHERWISE SPECIFIED

4. SYSTEM REQUIREMENTS:

- A. HARNESS CONNECTOR IS COMPATIBLE WITH THE FOLLOWING WIRE SIZE NO'S:
 SAE 14AWG, MEETING SAE J1128
 SAE 18AWG, MEETING SAE J1128, MAX O.D. OF 2.06 MM
 SAE 20AWG, MEETING SAE J1128
 SAE 22AWG, MEETING SAE J1128, MIN O.D. OF 1.47 MM
 ISO 6mm², FLR2X-A/T-125 PER GM 15626 (FEB 2008)
- B. CABLE TIE SPECIFICATIONS:
 1. CABLE TIE:
 TENSILE RATING: 220N / (50lbs) MIN
 TIE LENGTH: 186mm MIN
 TIE WIDTH: 4.75mm MAX
 MATERIAL: NYLON
 2. INSTALLATION:
 CABLE TIE TENSION: 190N MIN
 3. DRESSED WIRE BUNDLE PACKAGING: SEE FIG. 1
- C. WHEN MATED WITH COMPONENT CONNECTOR INTERFACE AND/OR DRESS COVER, HARNESS CONNECTOR SYSTEM CONFORMS TO THE FOLLOWING:
 1. SAE/USCAR-2, REV: 3 APRIL, 2001; CLASS 3
 2. FIELD CORRELATED LIFE TEST, SAE/USCAR-20, NOV. 2001
 3. GMW #3191 AUGUST 22, 2000 (DRAFT); TEMPERATURE CLASS 3 (145°C), SEALING CLASS 1 (HIGH PRESSURE SPRAY), VIBRATION CLASS 2 (ON BODY)
 4. TPA USER FORCES (FULLY POPULATED WITH TERMINALS)
 a. REMOVAL FROM LOCK TO PRE-SET: <=120N
- D. WIRE SPECIFICATIONS:
 1. WIRE SURFACE MUST BE FREE OF SCRATCHES, GROOVES OR DENTS WHERE FUNCTIONAL

5. TERMINAL CURRENT RATINGS:

ALL TESTING DONE IN ACCORDANCE WITH USCAR-2 REV5 SECTION 5.3

- A. MX64 RCPT TERM
 1. MX64 RCPT TERM Ag 18/20 GAGE CRIMPED TO SAE WIRE SIZE NO.18 AND MATED TO MX123 0.64MM PIN: 11.3 AMPS
 2. MX64 RCPT TERM Ag 22 GAGE CRIMPED TO SAE WIRE SIZE NO.22 AND MATED TO MX123 0.64MM PIN:8.5 AMPS

WIRE	CURRENT RATING			
	23 deg.C	85 deg.C	105 deg.C	125 deg.C
18AWG	11.3A	11.3A	9.5A	6.6A
20AWG	10.0A	10.0A	8.3A	5.7A
22AWG	8.6A	8.6A	7.1A	5.0A

- B. 2.8MM RCPT TERM
 1. 2.8MM RCPT TERM TIN 14 GAGE CRIMPED TO SAE WIRE SIZE NO.14 AND MATED TO MX123 2.8MM BLADE: 25.6 AMPS
- C. 6.3MM RCPT TERM - FCI APEX
 1. 6.3MM RCPT TERM TIN/SILVER CRIMPED TO 6.0MM² WIRE AND MATED TO MOLEX 6.3MM² BLADE (Sn/Ag PLATED):36A AT 125°C
6. CONTACT MOLEX AUTOMOTIVE FOR AVAILABLE CUSTOM PATTERNS OF CAVITIES OPEN FOR CIRCUITS

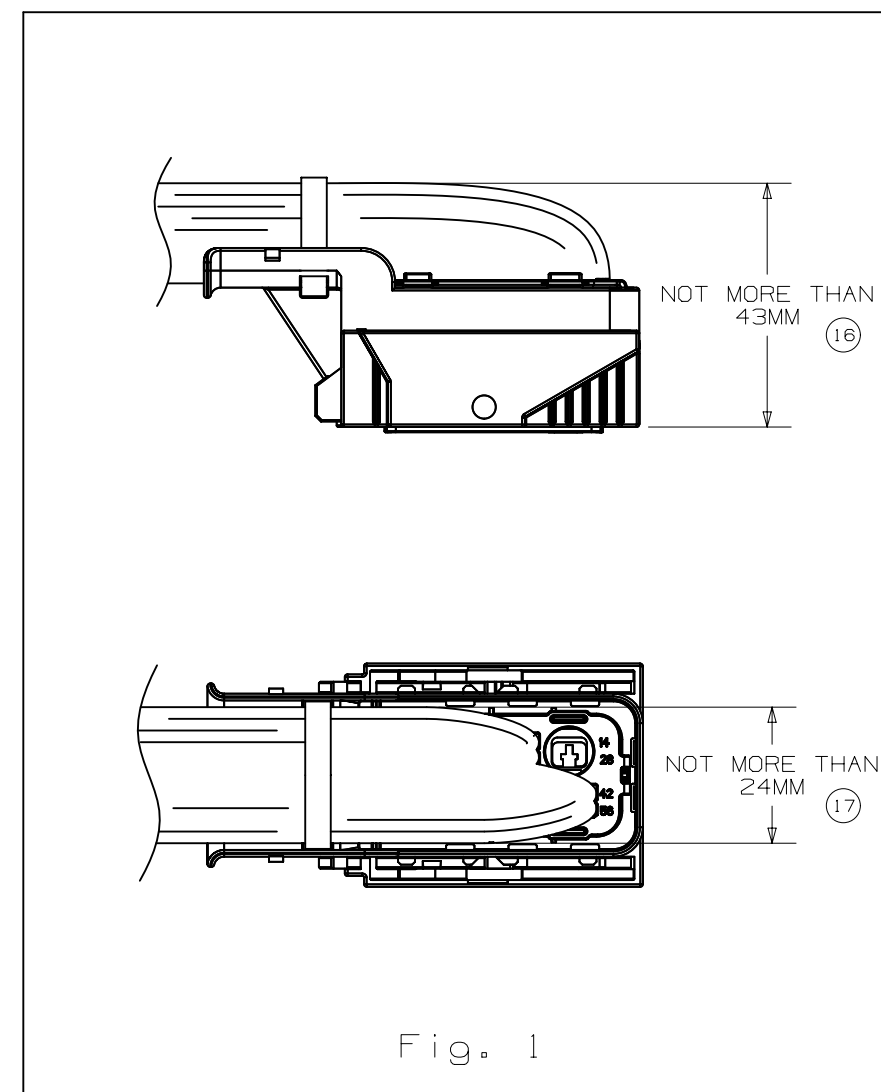
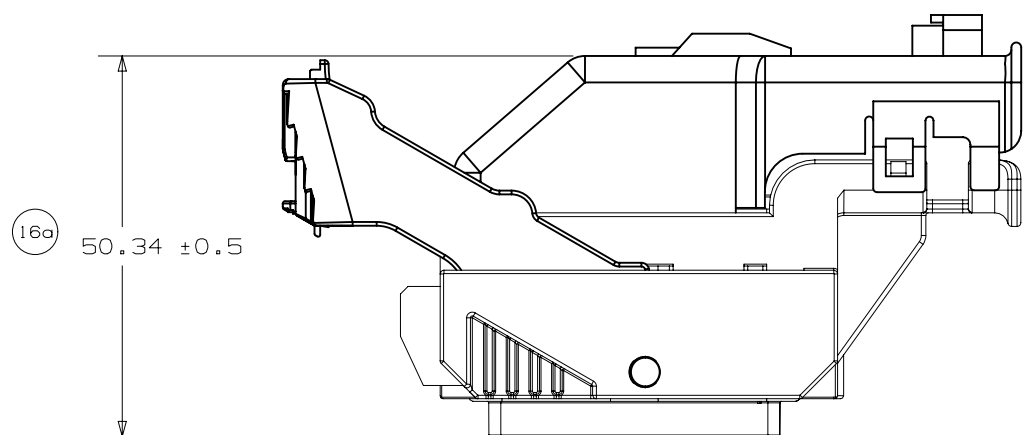


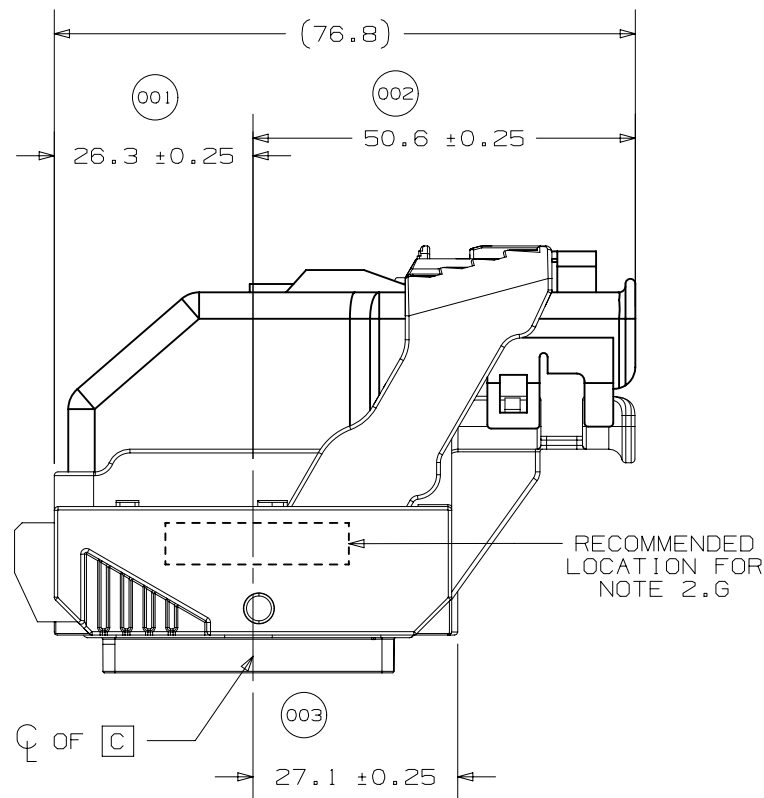
PAGE TITLE
 NOTES

DRAWING NUMBER
 12642694

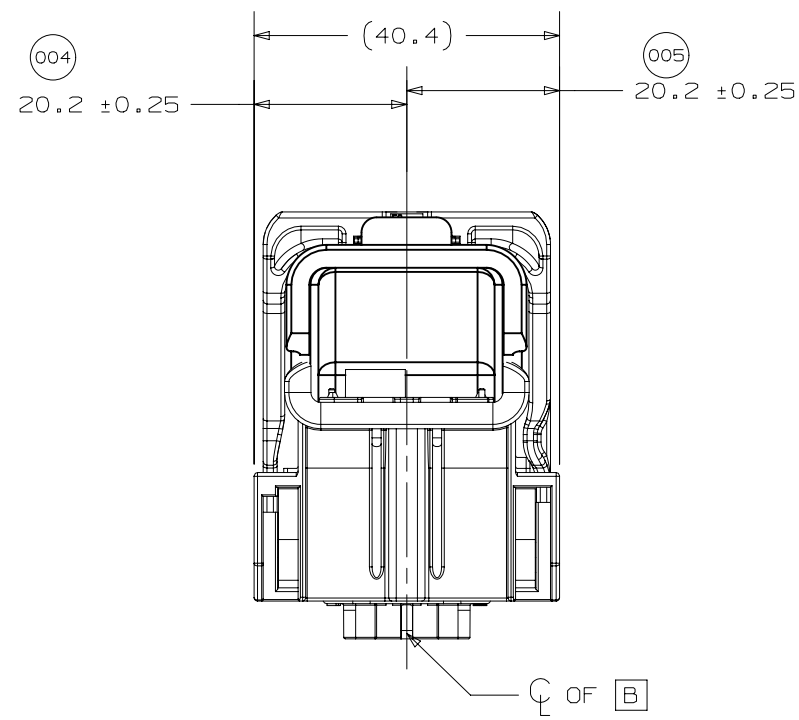
DWG STATUS		
ST	REV	PDI
R	001	

PAGE NUMBER
 7 of 22

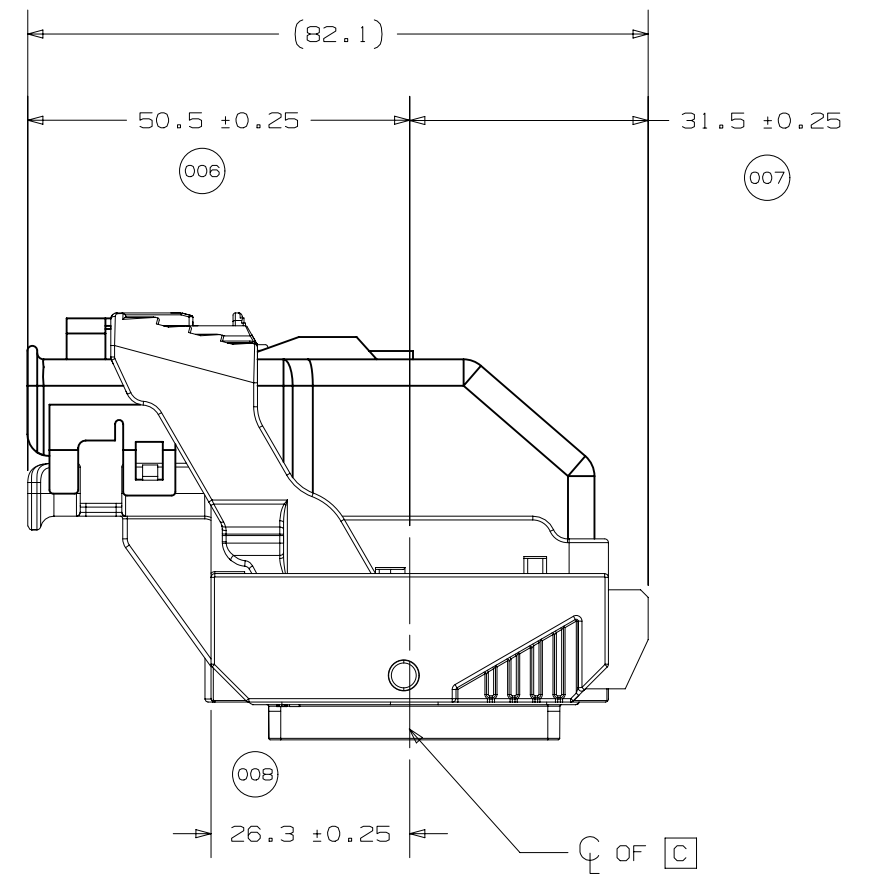




WIRE DRESS OPTION 0 SHOWN

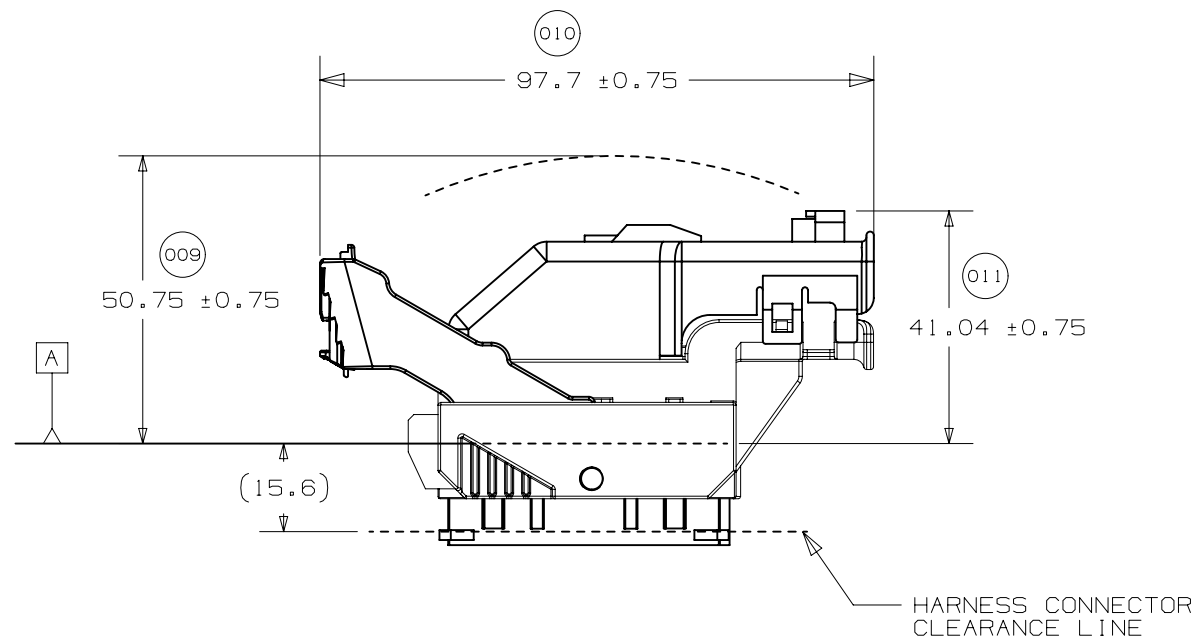
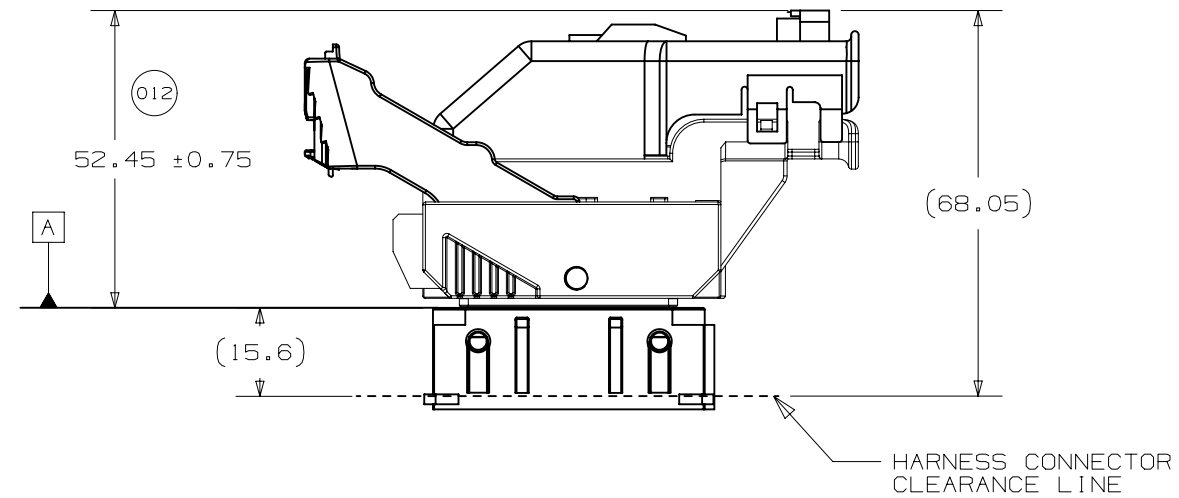


WIRE DRESS OPTION 0 SHOWN

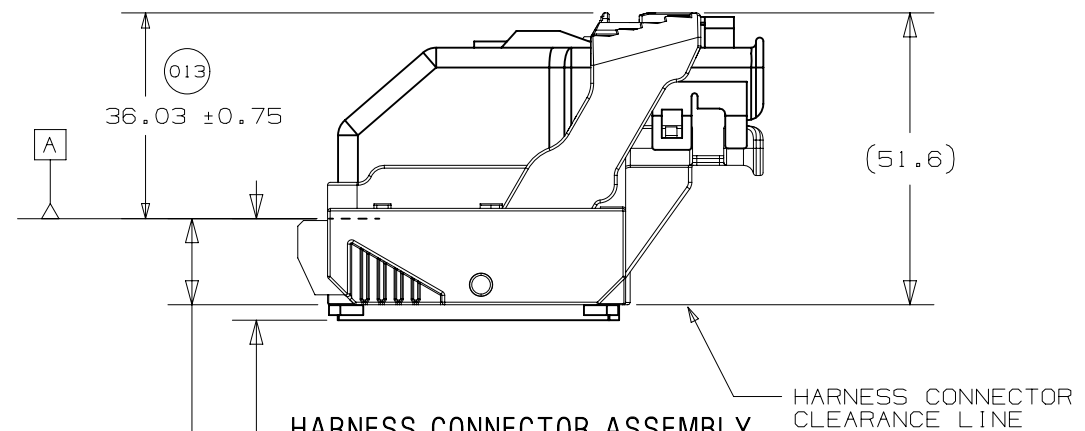


WIRE DRESS OPTION 9 SHOWN





HARNESS CONNECTOR ASSEMBLY
IN PRE-LOCK POSITION

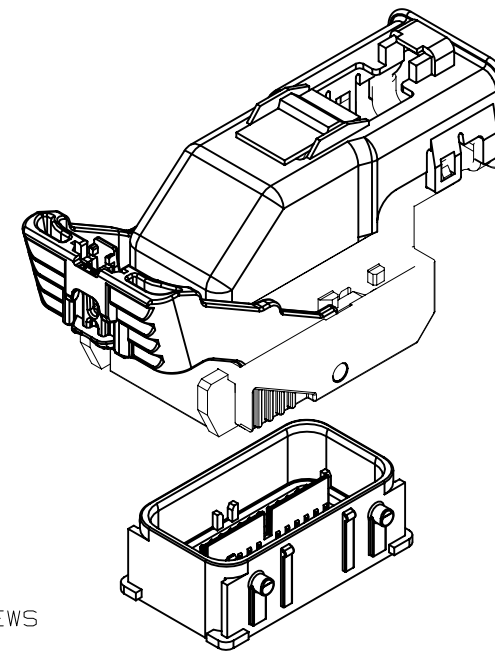
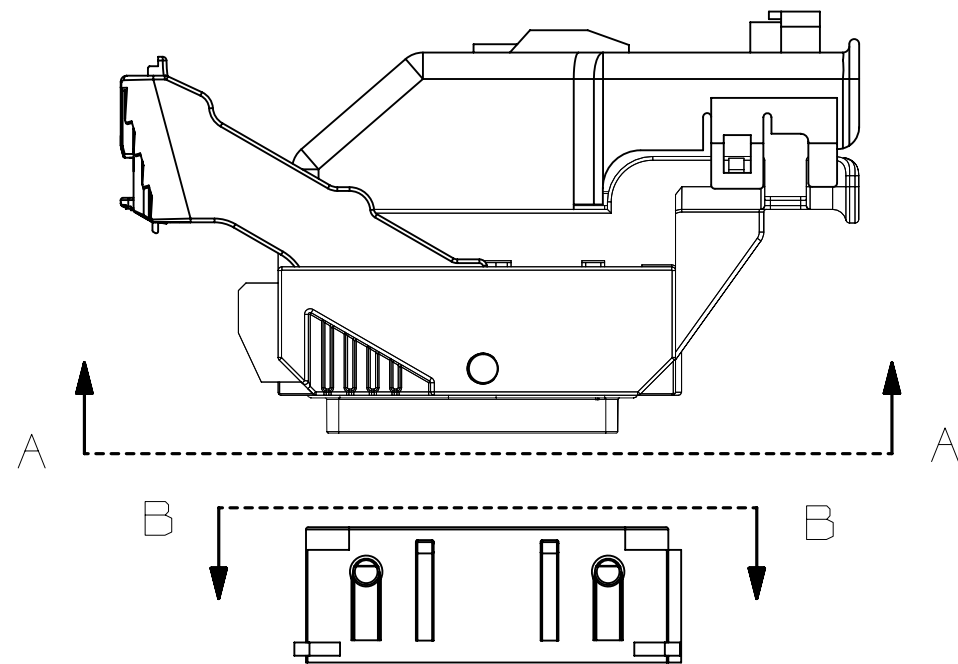


HARNESS CONNECTOR ASSEMBLY
IN FULLY-MATED POSITION

17.9 MIN. AT PAD LOCATION
CLEARANCE REQUIRED
FOR HARNESS CONNECTOR,
CONSTRUCTION BELOW THIS
PLANE IS NOT CONTROLLED

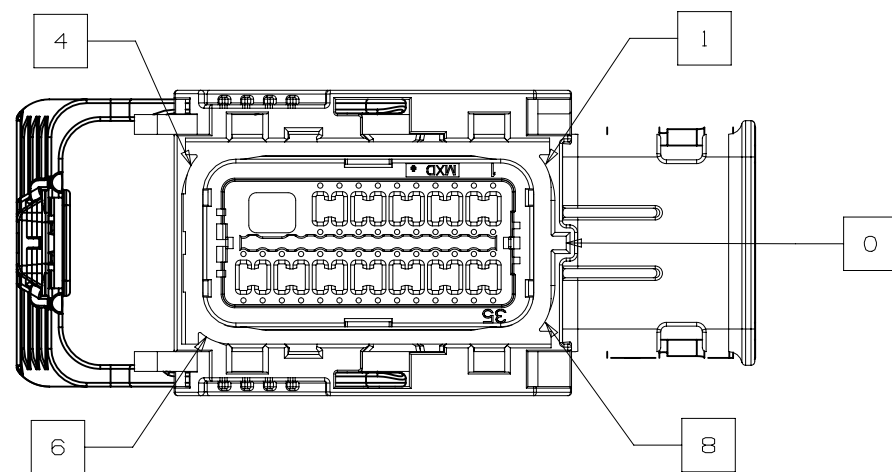
15.6 MIN.
ALL AROUND
CLEARANCE REQUIRED
FOR HARNESS CONNECTOR



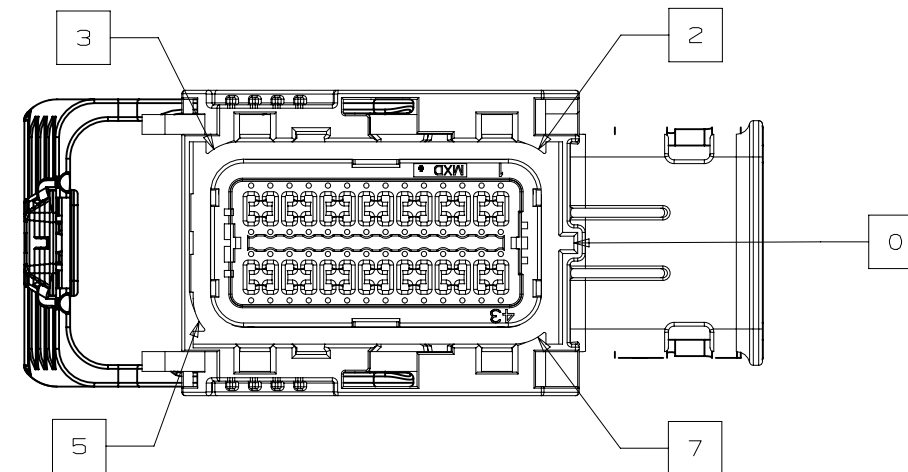


NOTE: REFERENCE THE COMPONENT TABLE FOR KEY OPTIONS AND CONFIGURATIONS

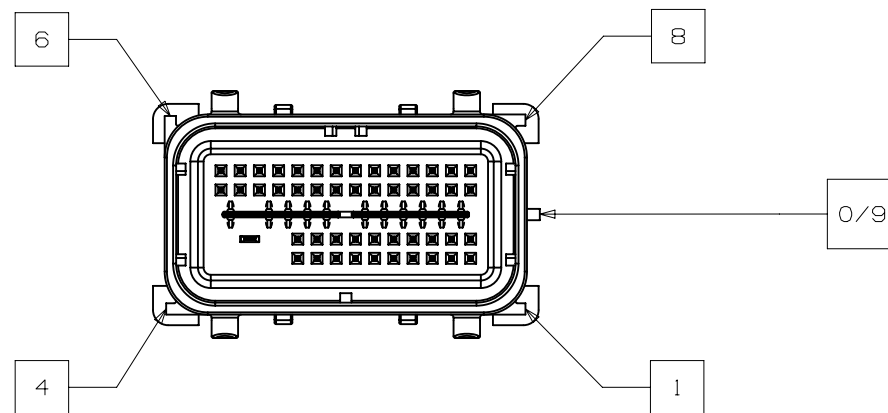
INTERFACE SIDE SHOWN IN ALL SECTION VIEWS



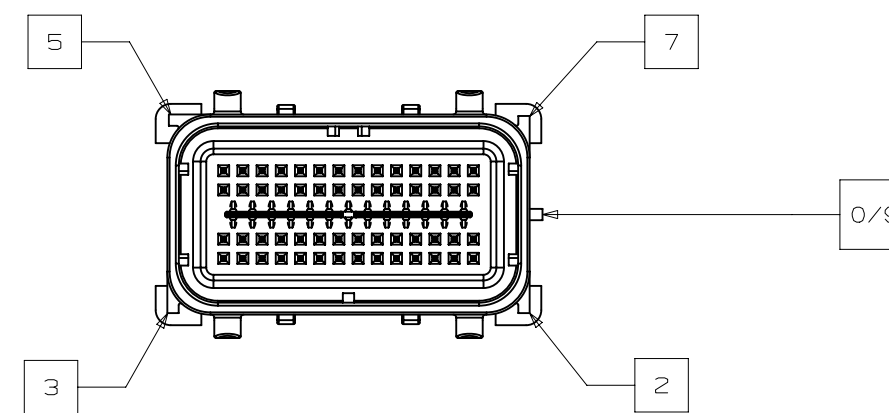
SECTION A-A
KEY OPTION B SHOWN



SECTION A-A
KEY OPTION K SHOWN



SECTION B-B
KEY OPTION B SHOWN



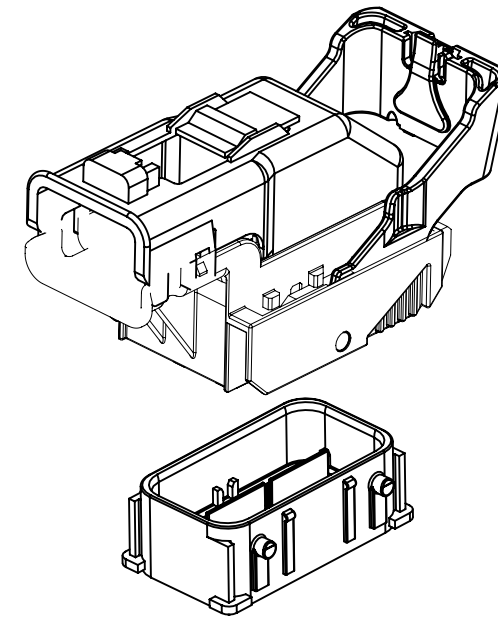
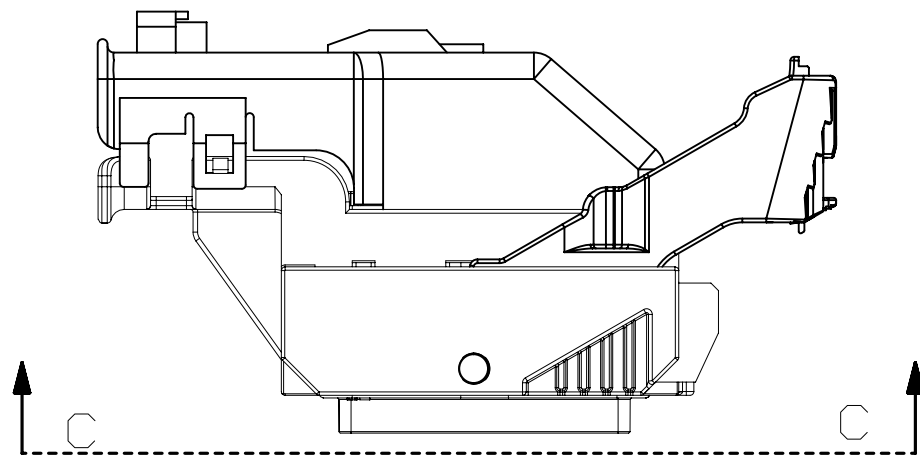
SECTION B-B
KEY OPTION K SHOWN



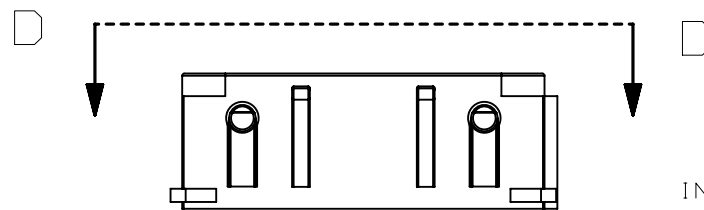
PAGE TITLE
KEY ID REF - WIRE DRESS OPTION 0

DRAWING NUMBER
12642694

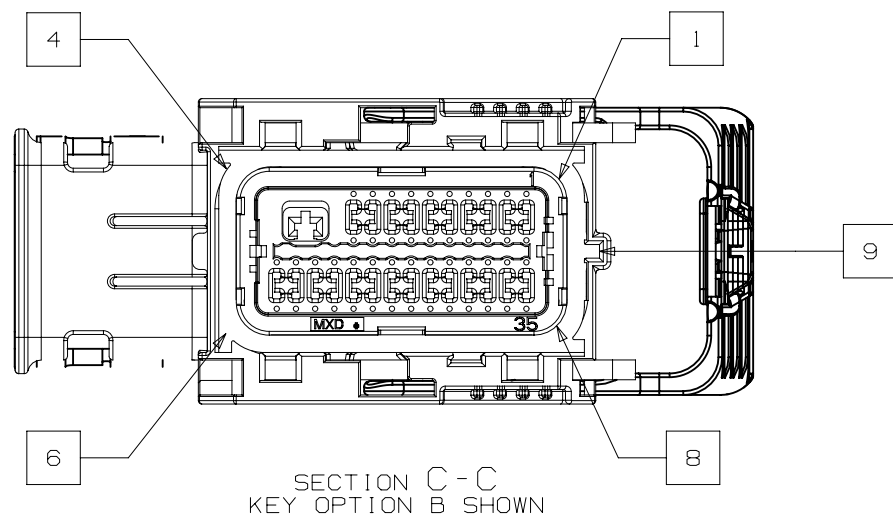
DWG STATUS			PAGE NUMBER	
ST	REV	PD1	11	OF 22
R	001			



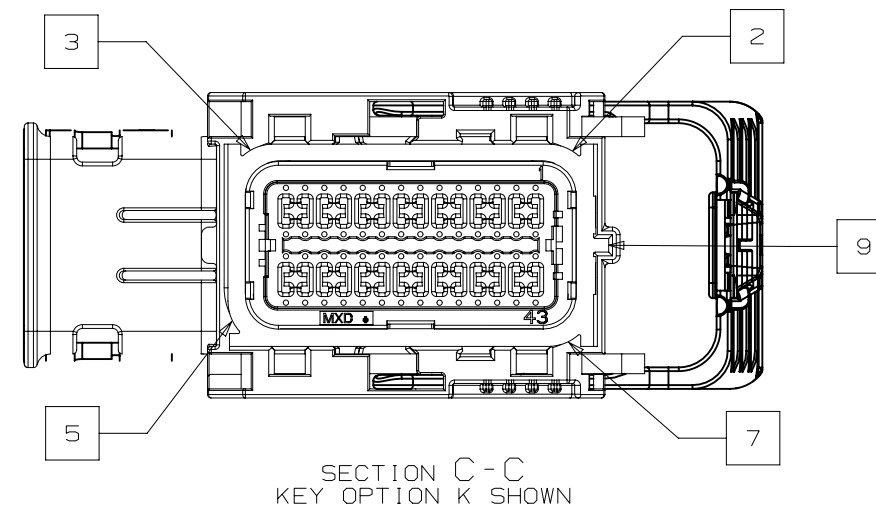
NOTE: REFERENCE THE COMPONENT TABLE FOR KEY OPTIONS AND CONFIGURATIONS



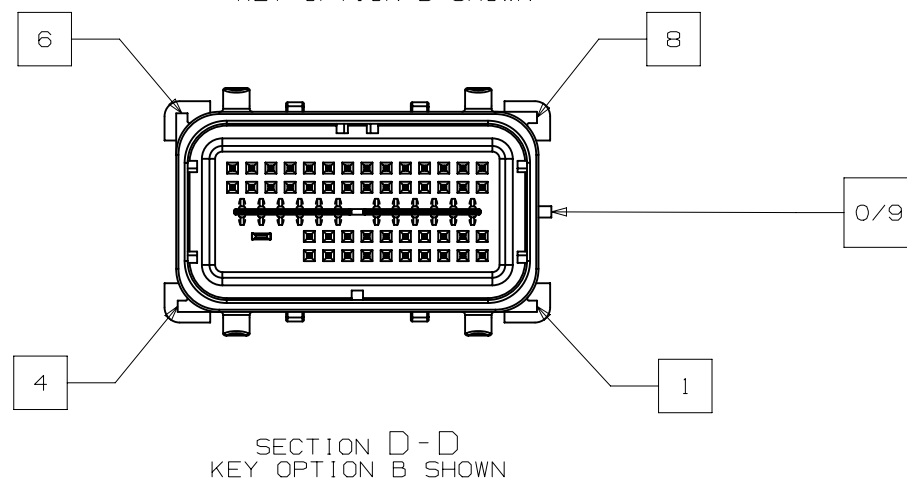
INTERFACE SIDE SHOWN ON ALL SECTION VIEWS



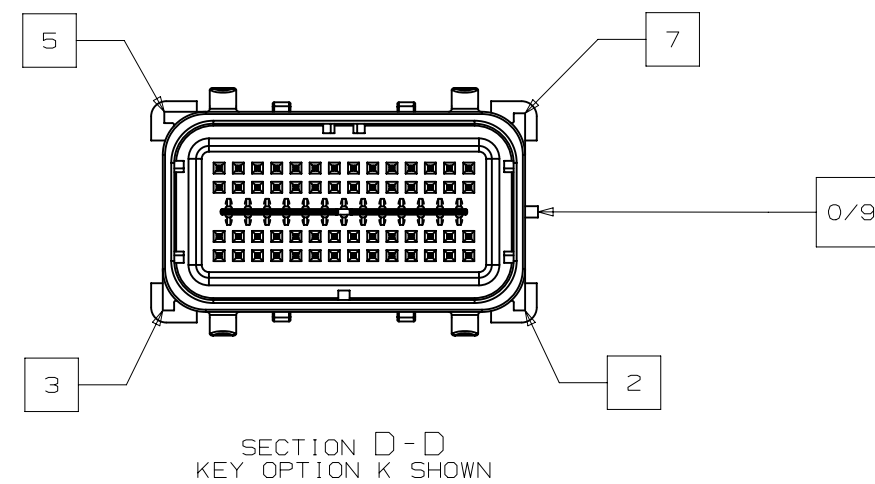
SECTION C-C
KEY OPTION B SHOWN



SECTION C-C
KEY OPTION K SHOWN



SECTION D-D
KEY OPTION B SHOWN



SECTION D-D
KEY OPTION K SHOWN

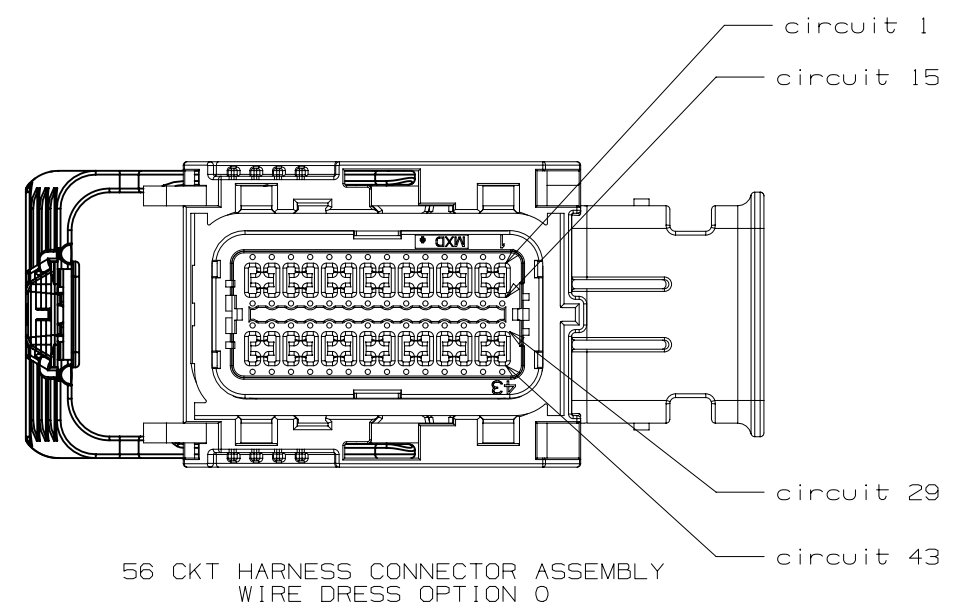
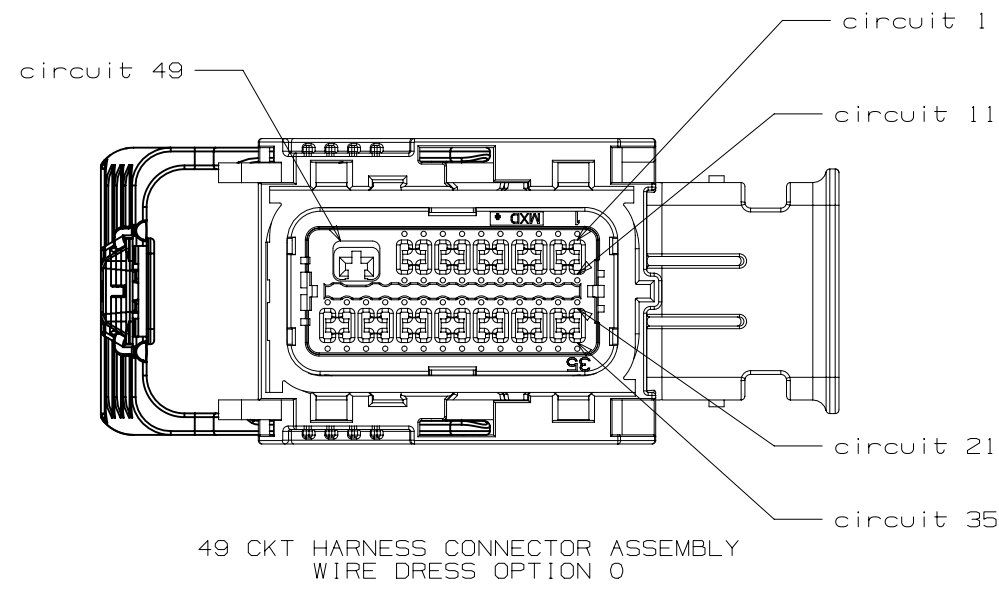


PAGE TITLE
KEY ID REF - WIRE DRESS OPTION 9

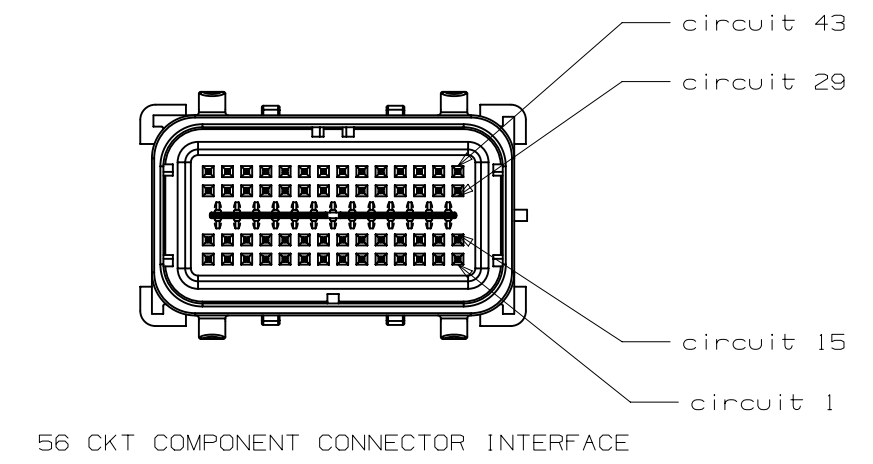
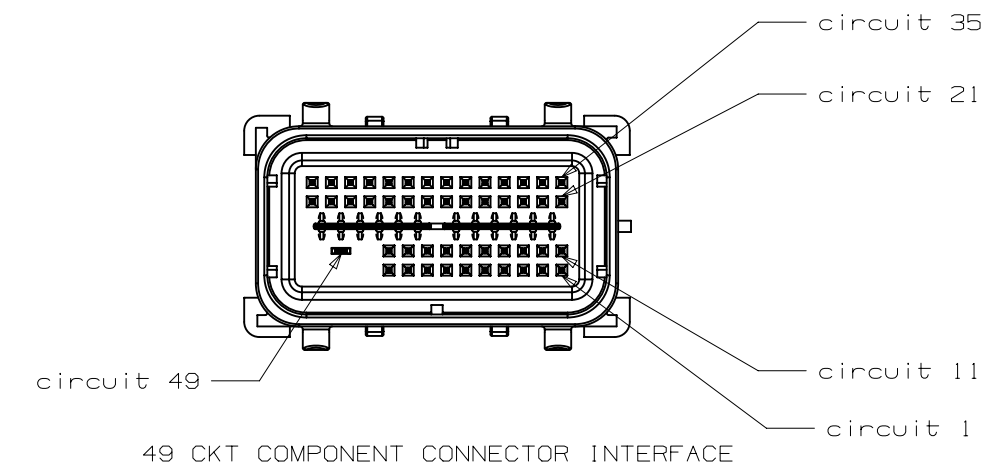
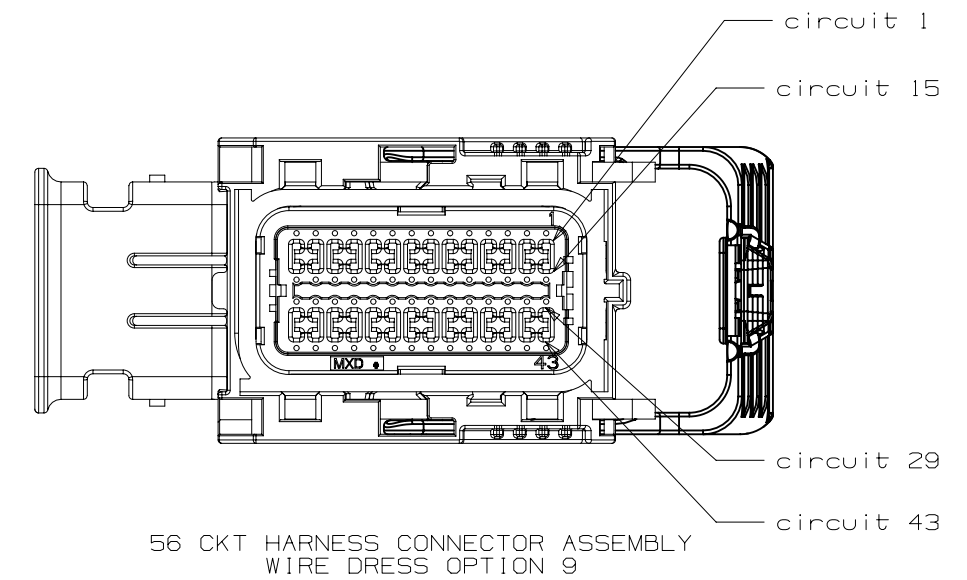
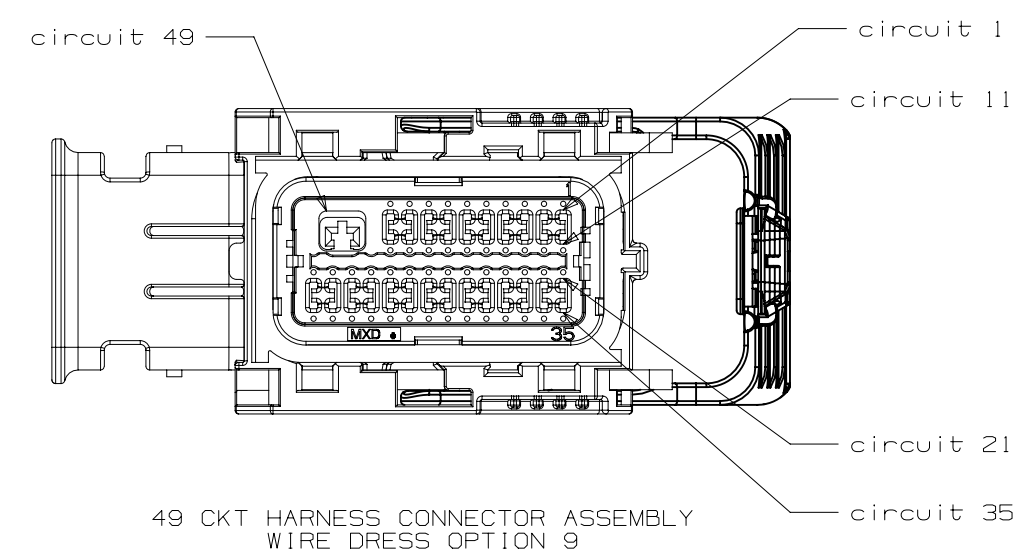
DRAWING NUMBER
12642694

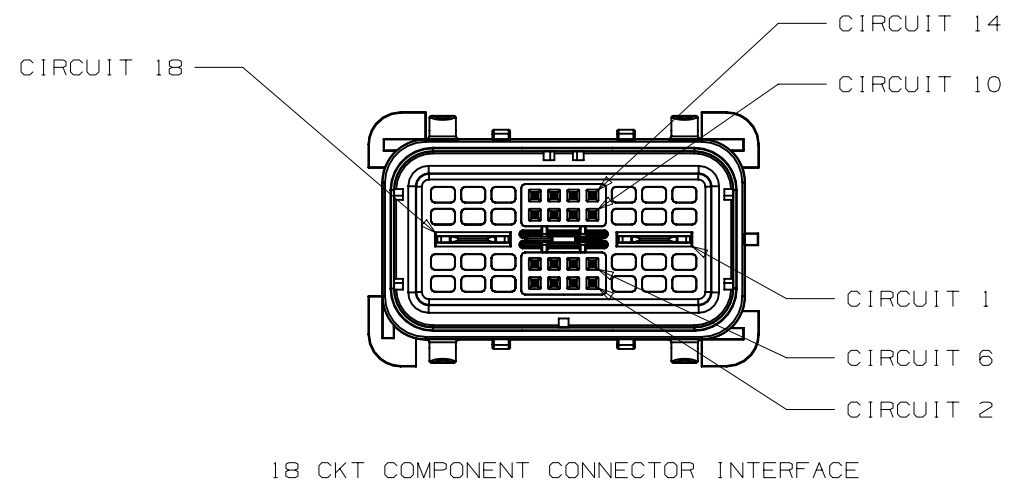
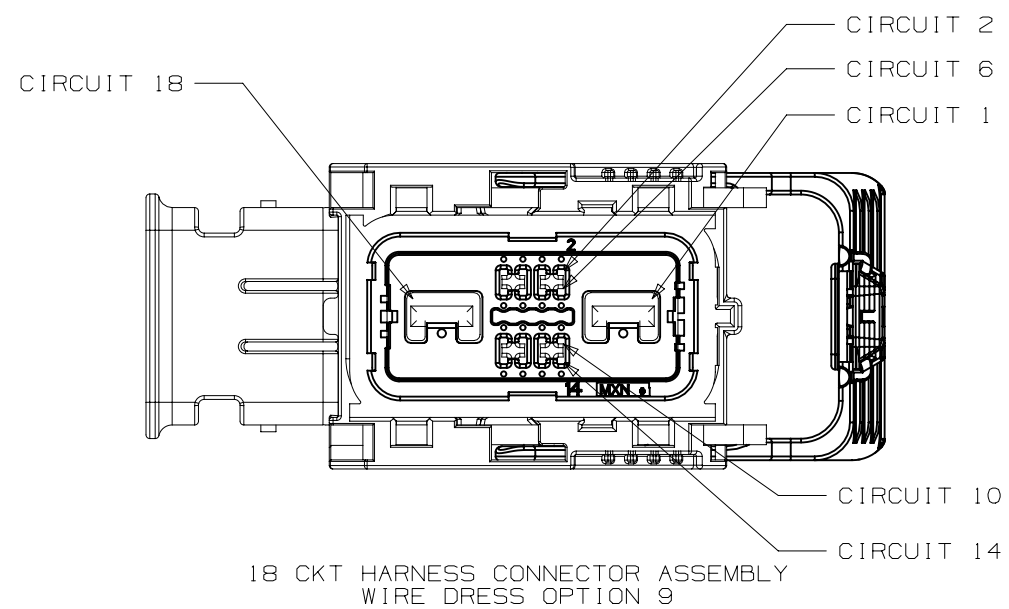
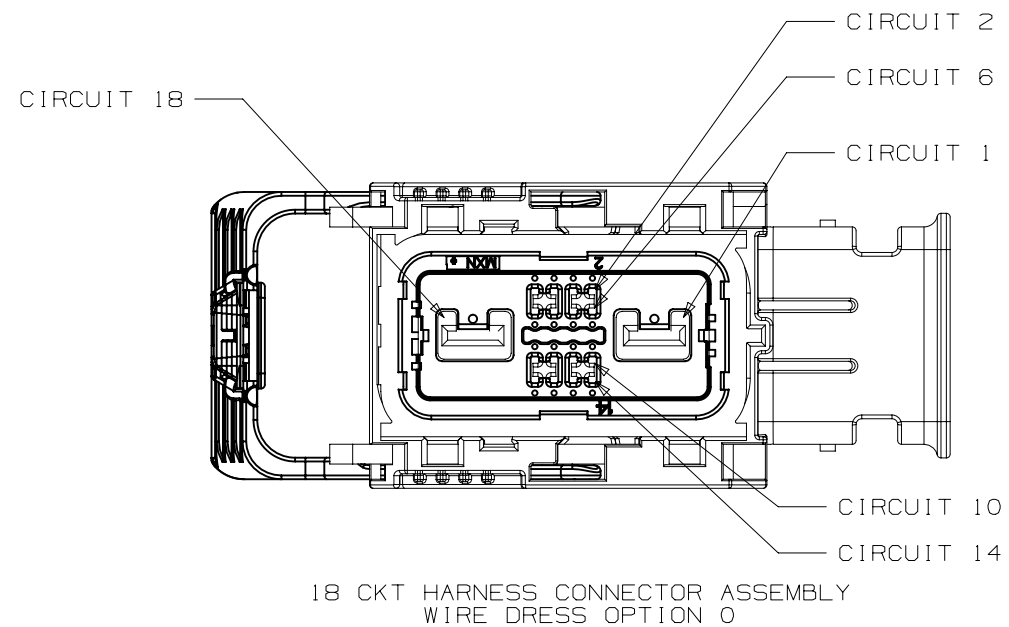
DWG STATUS		
ST	REV	PD1
R	001	

PAGE NUMBER
12 OF 22



INTERFACE SIDE SHOWN ON ALL VIEWS





INTERFACE SIDE SHOWN ON ALL VIEWS

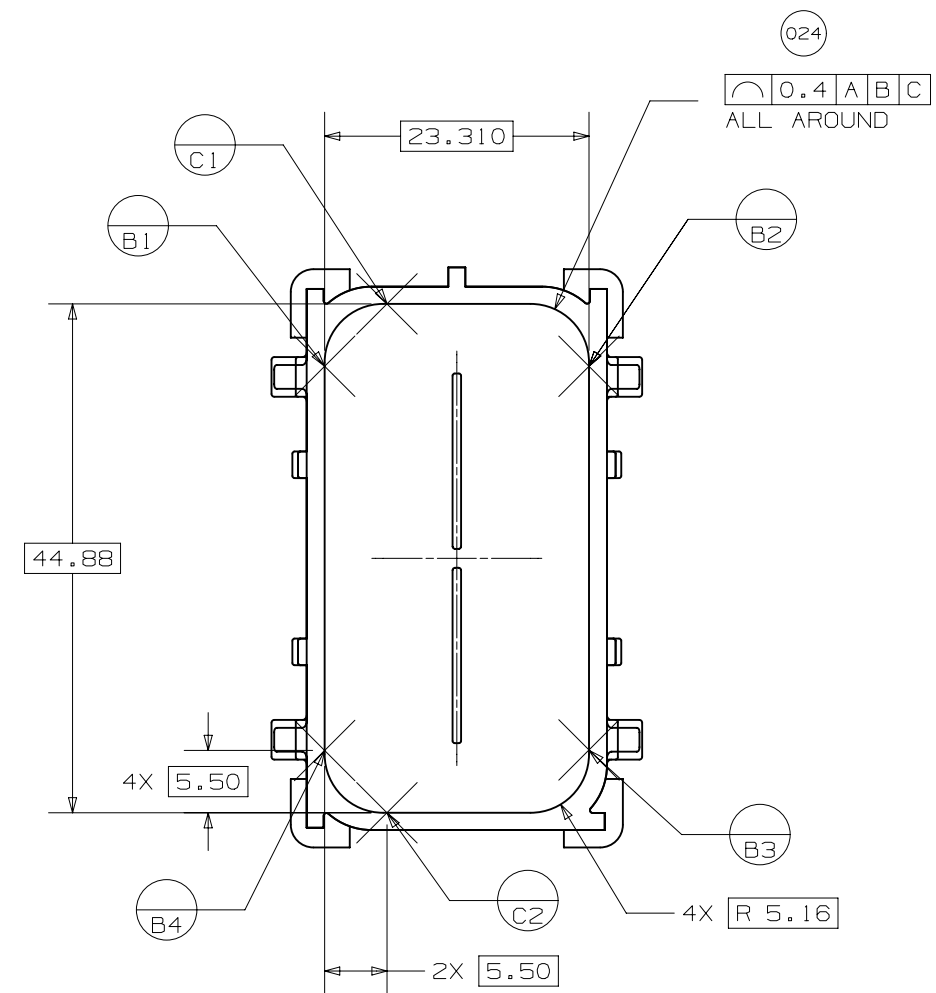
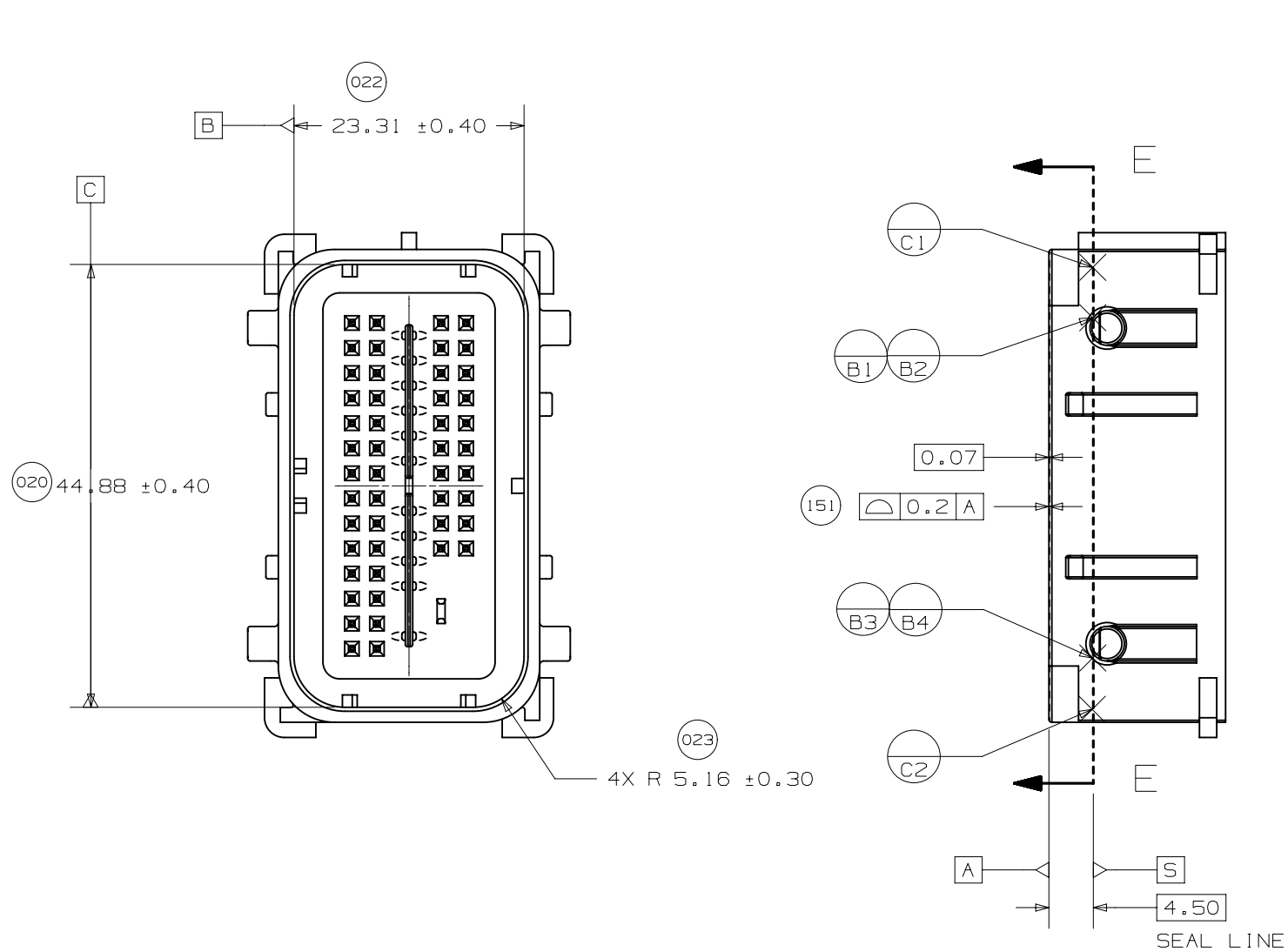
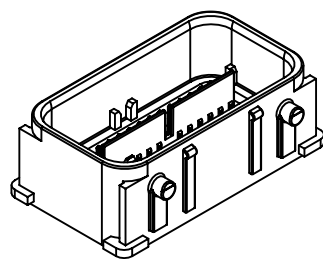


PAGE TITLE
CIRCUIT CONFIGURATIONS

DRAWING NUMBER
12642694

DWG STATUS		
ST	REV	PDI
R	001	

PAGE NUMBER
14 OF 22



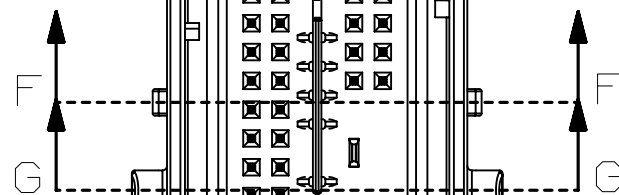
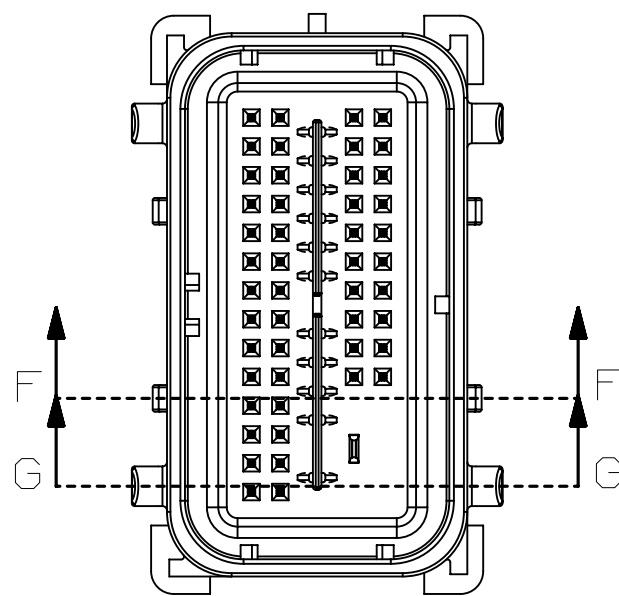
UNLESS SPECIFIED, TOLERANCE OF THE DEVICE INTERFACE TO BE $\nabla 0.13 \text{ A B C}$



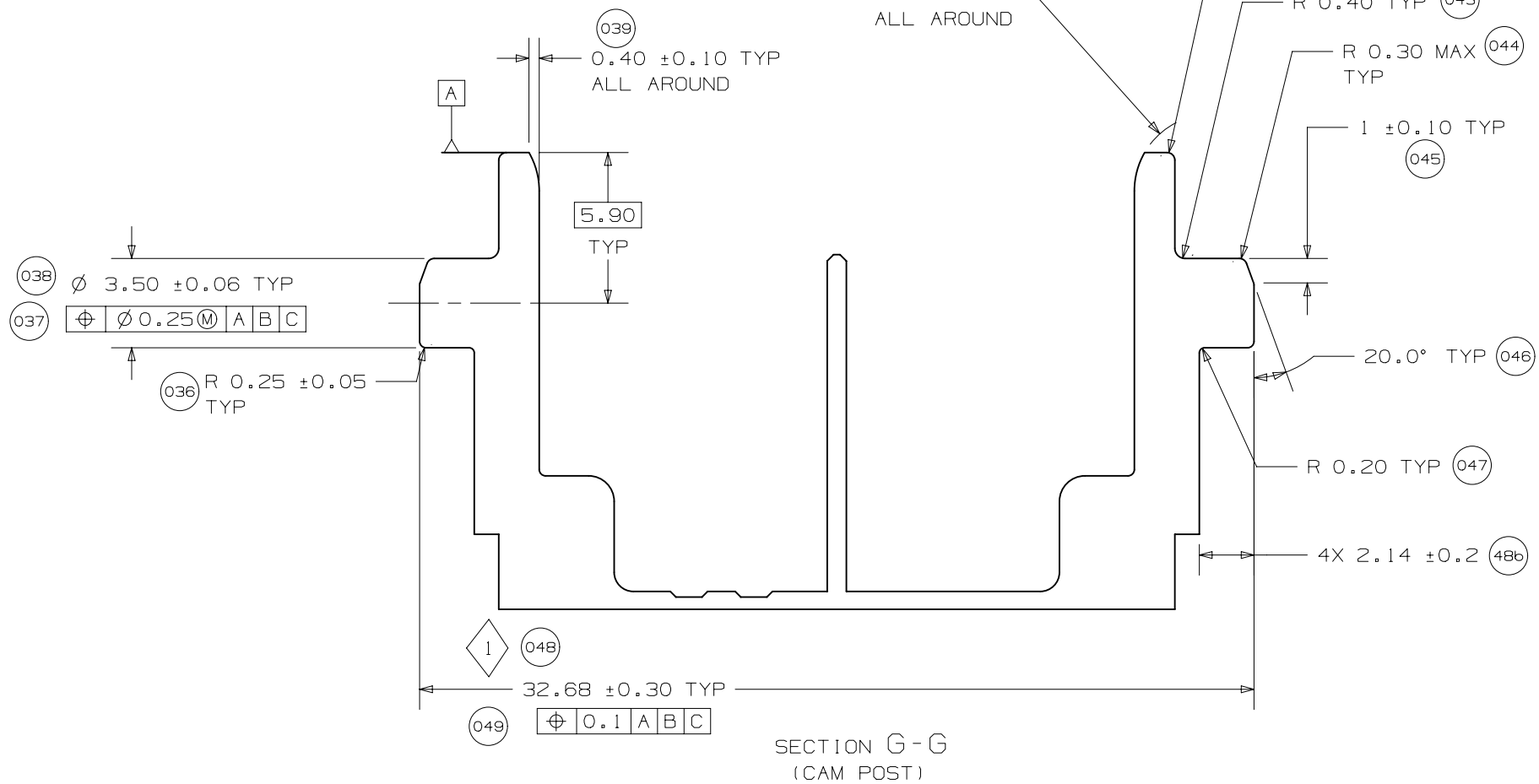
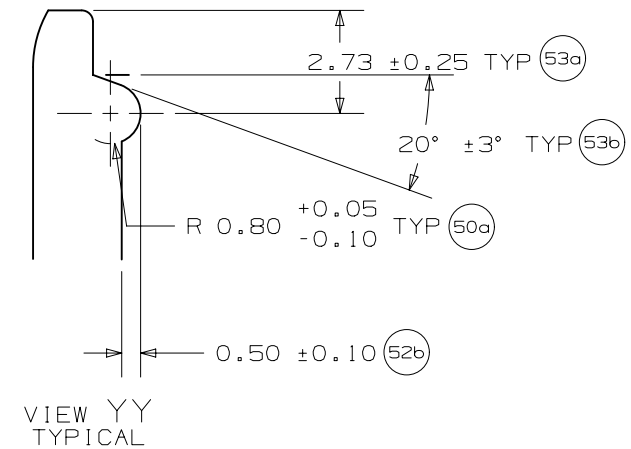
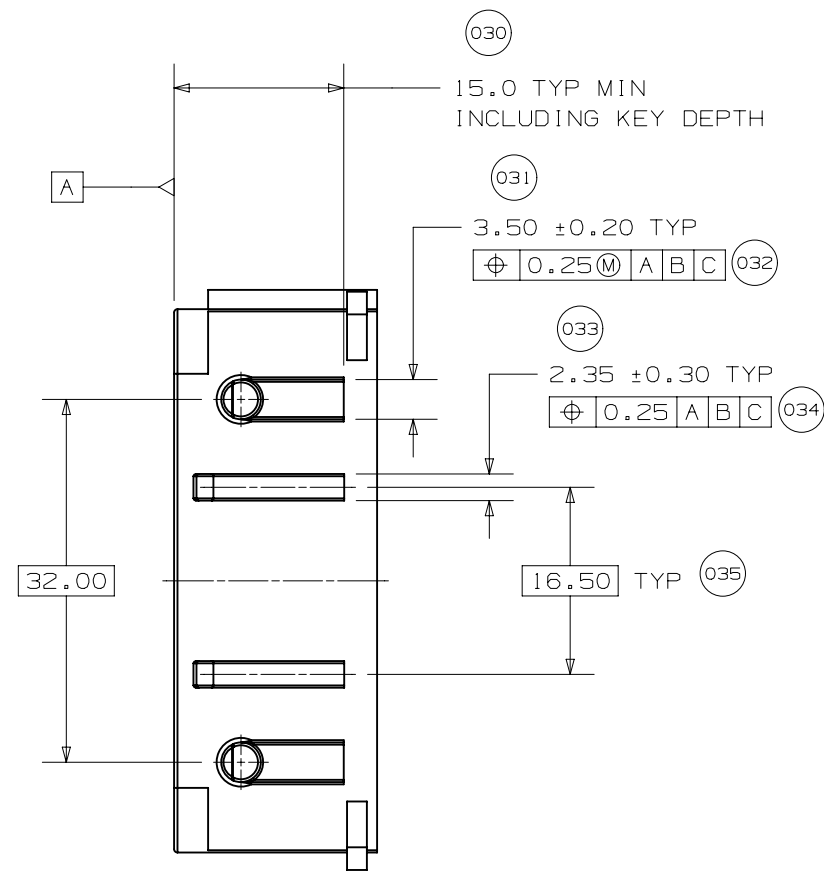
PAGE TITLE
COMPONENT CONNECTOR INTERFACE

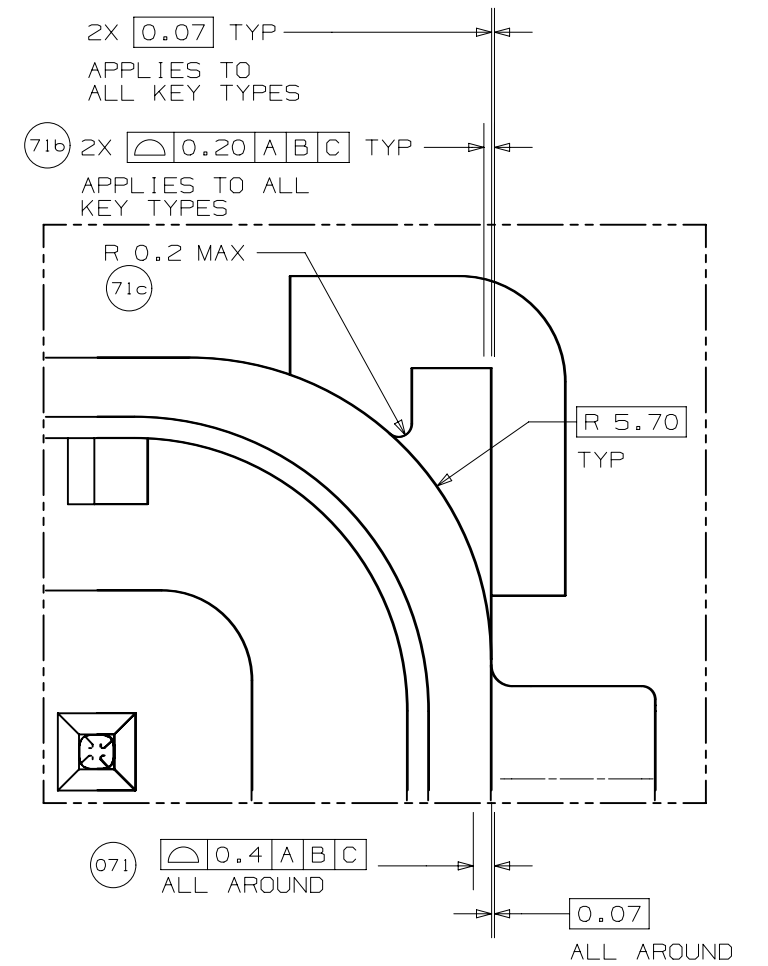
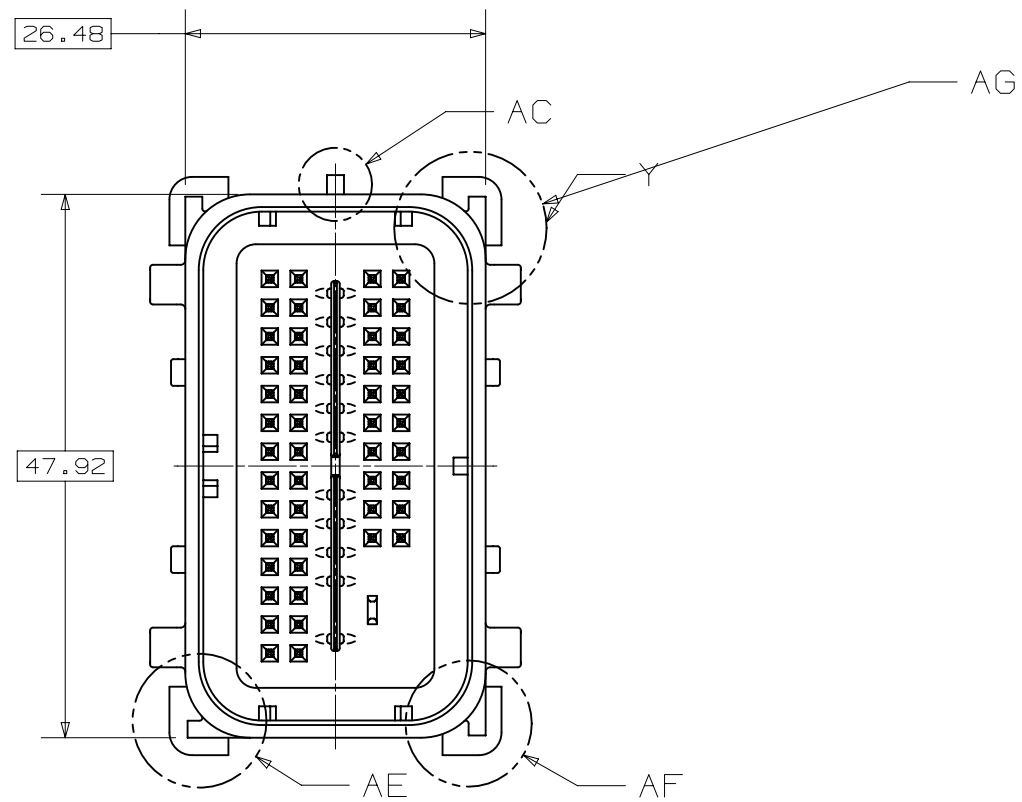
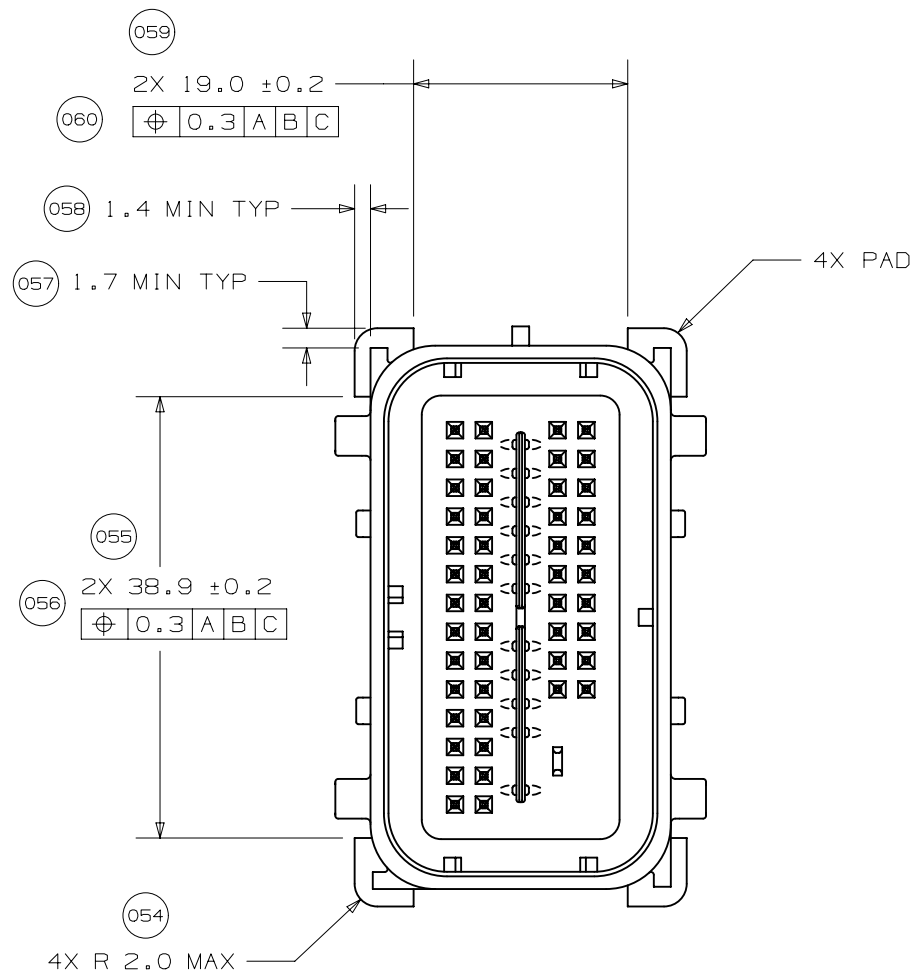
DRAWING NUMBER
12642694

DWG STATUS			PAGE NUMBER
ST	REV	PD1	
R	001		15 of 22

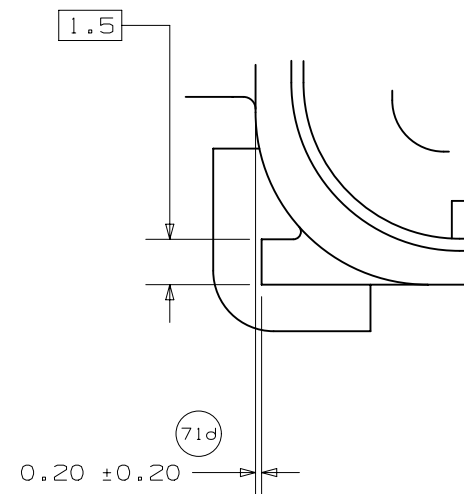
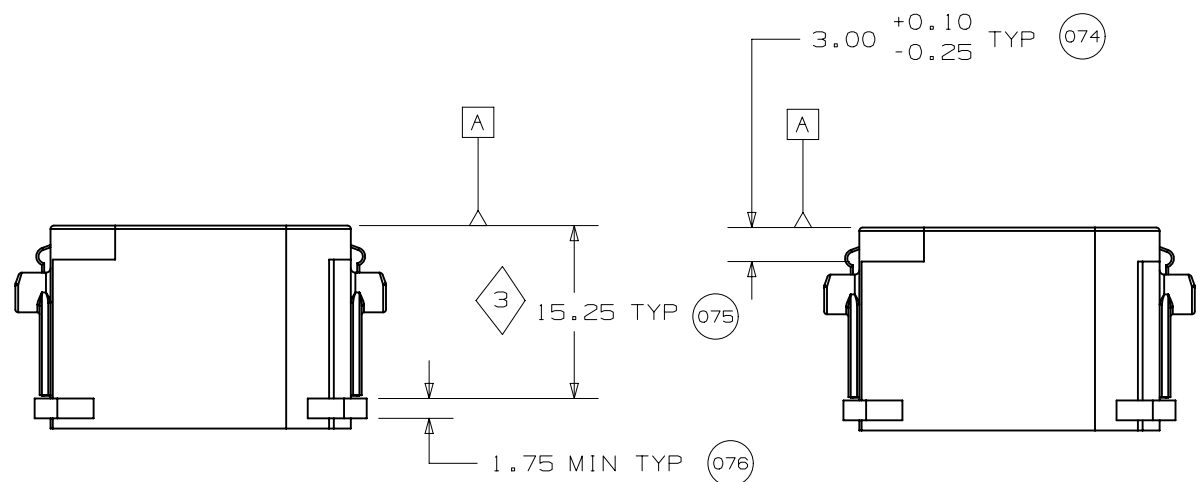


SECTION F - F
(RELEASE FEATURE)

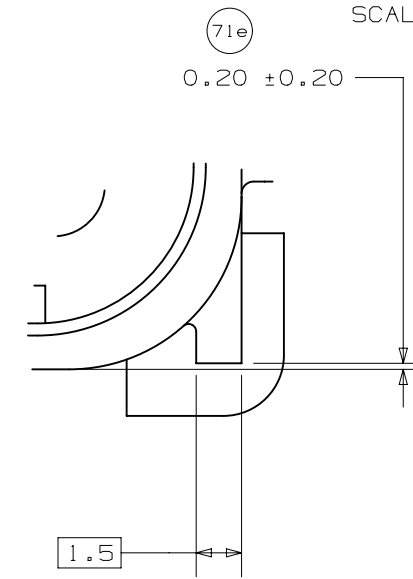




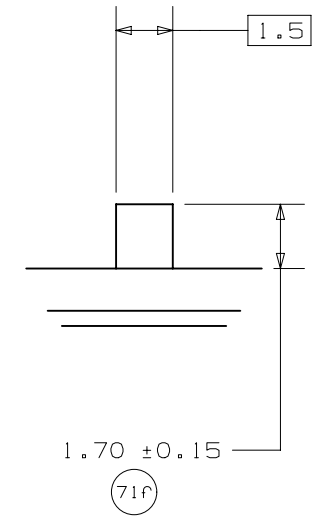
DETAIL Y
SCALE 7:1



VIEW AE
KEY TYPE 2



VIEW AF
KEY TYPE 1



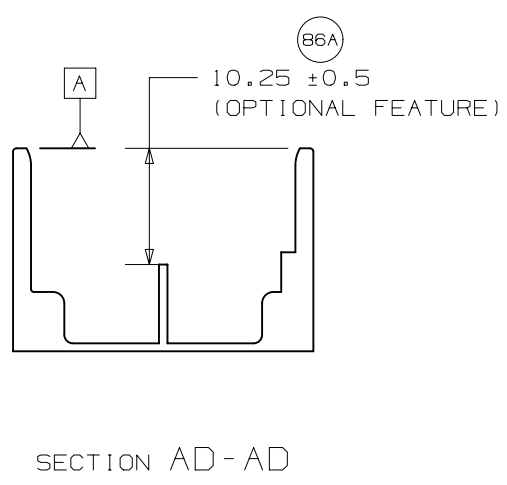
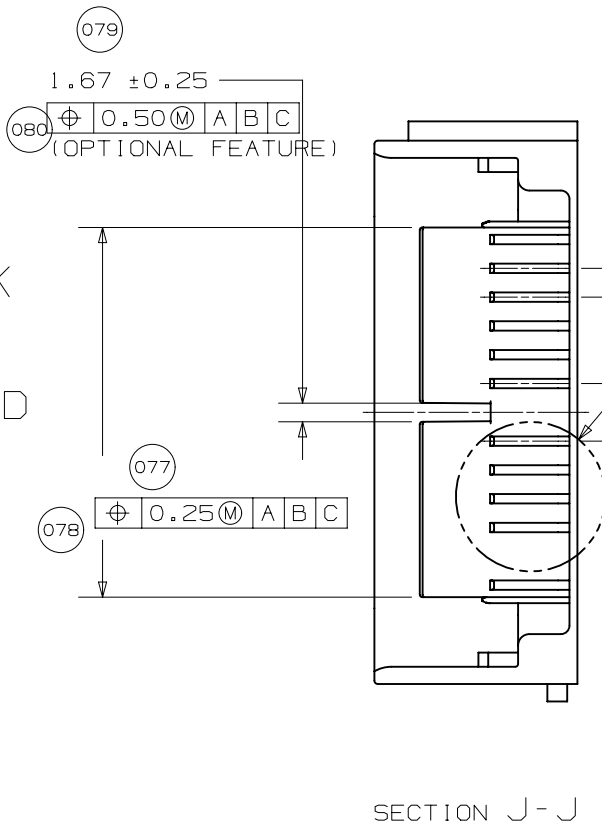
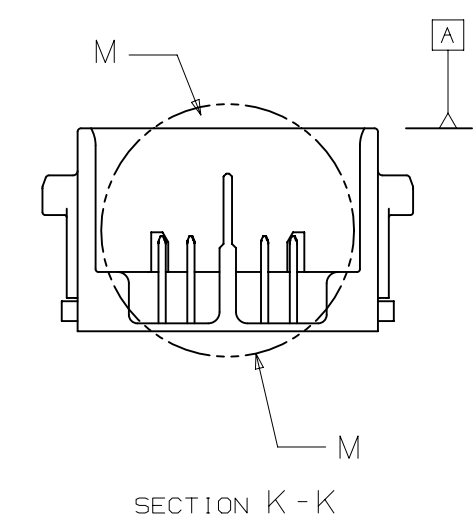
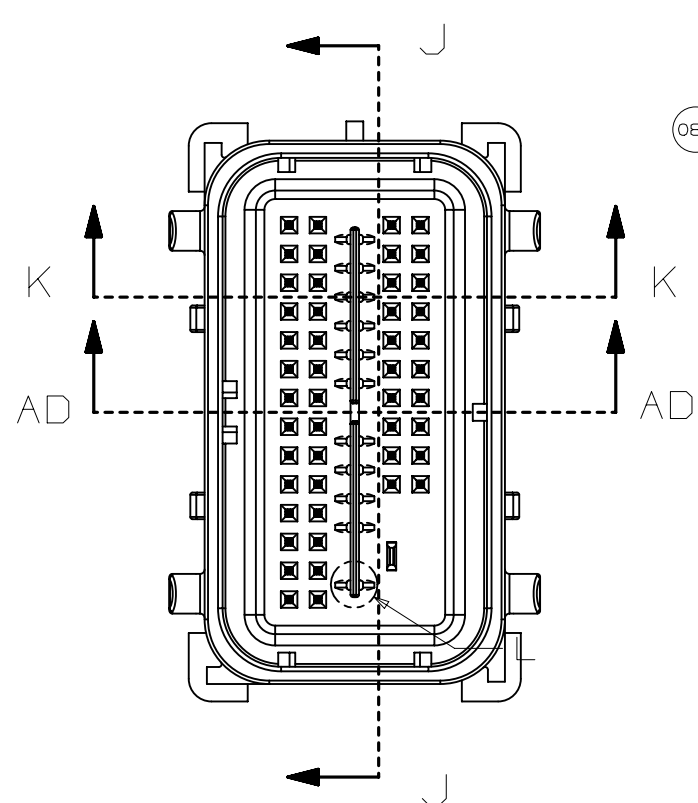
VIEW AC
KEY TYPE 3




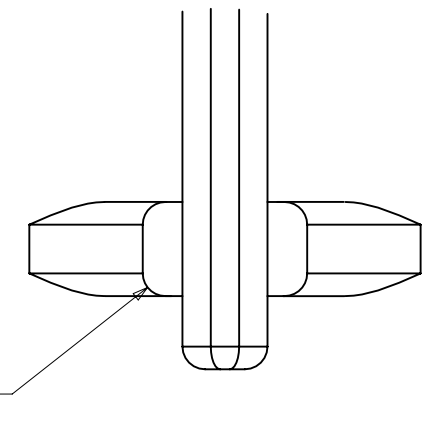
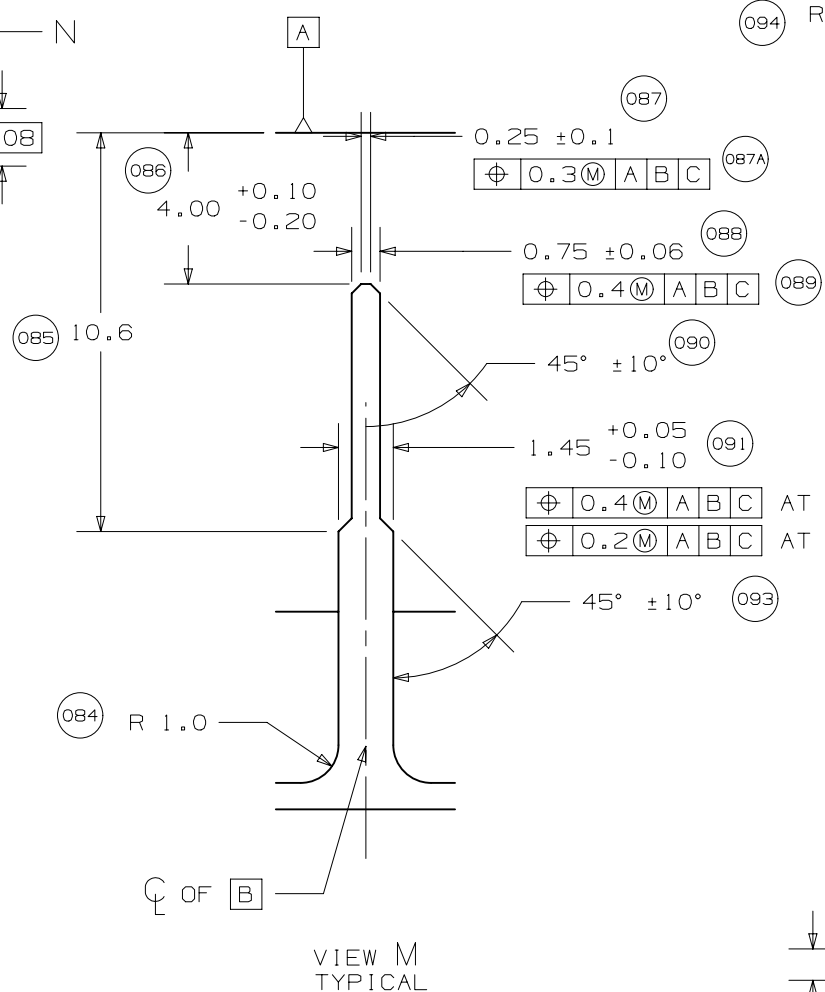
PAGE TITLE
COMPONENT CONNECTOR INTERFACE

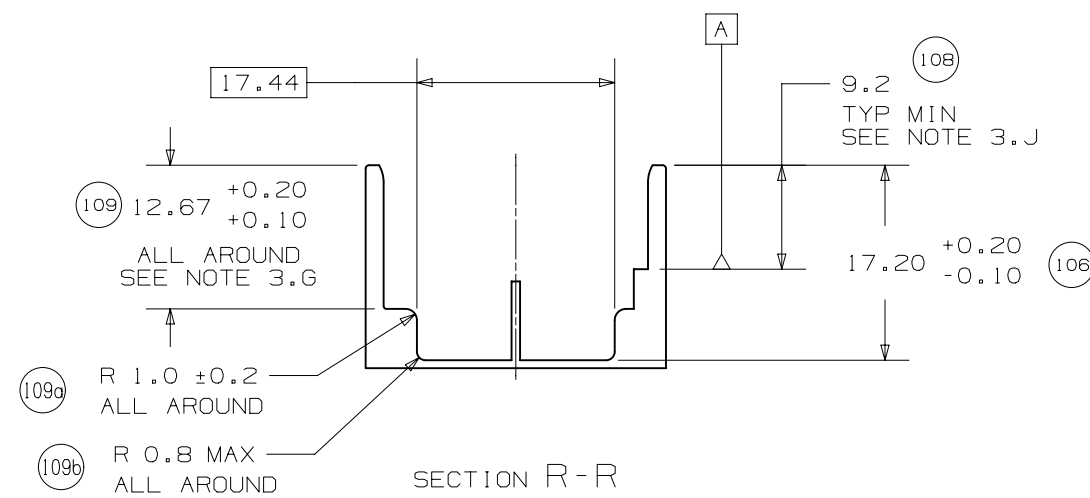
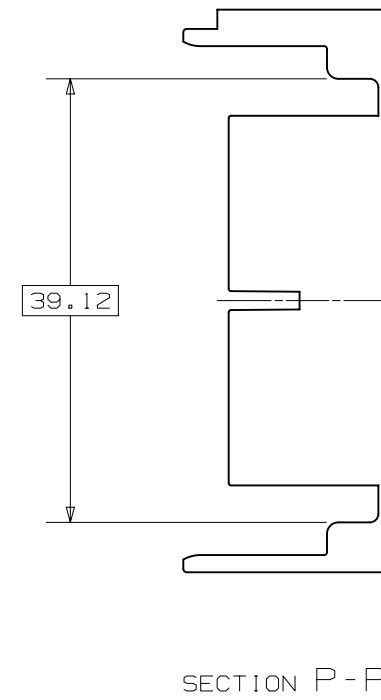
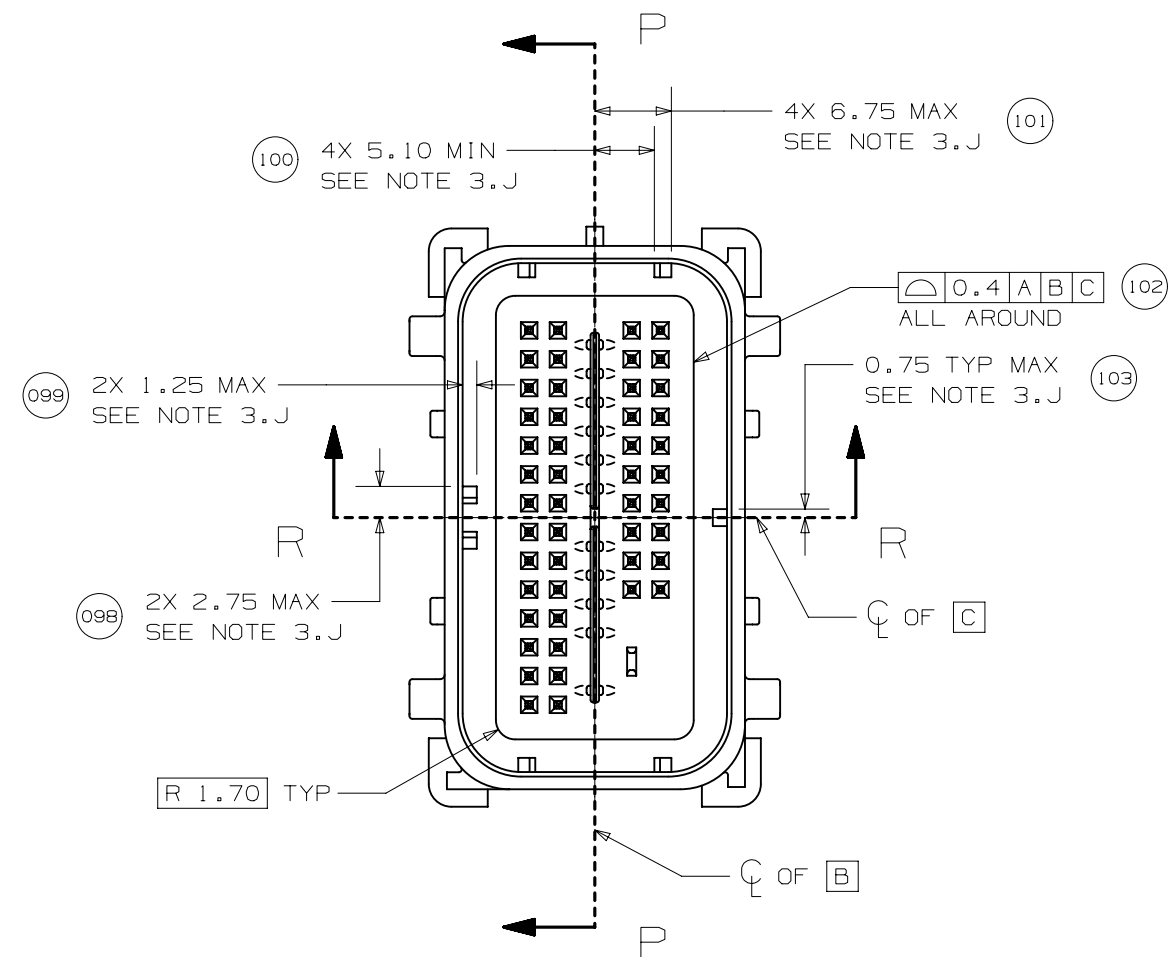
DRAWING NUMBER
12642694

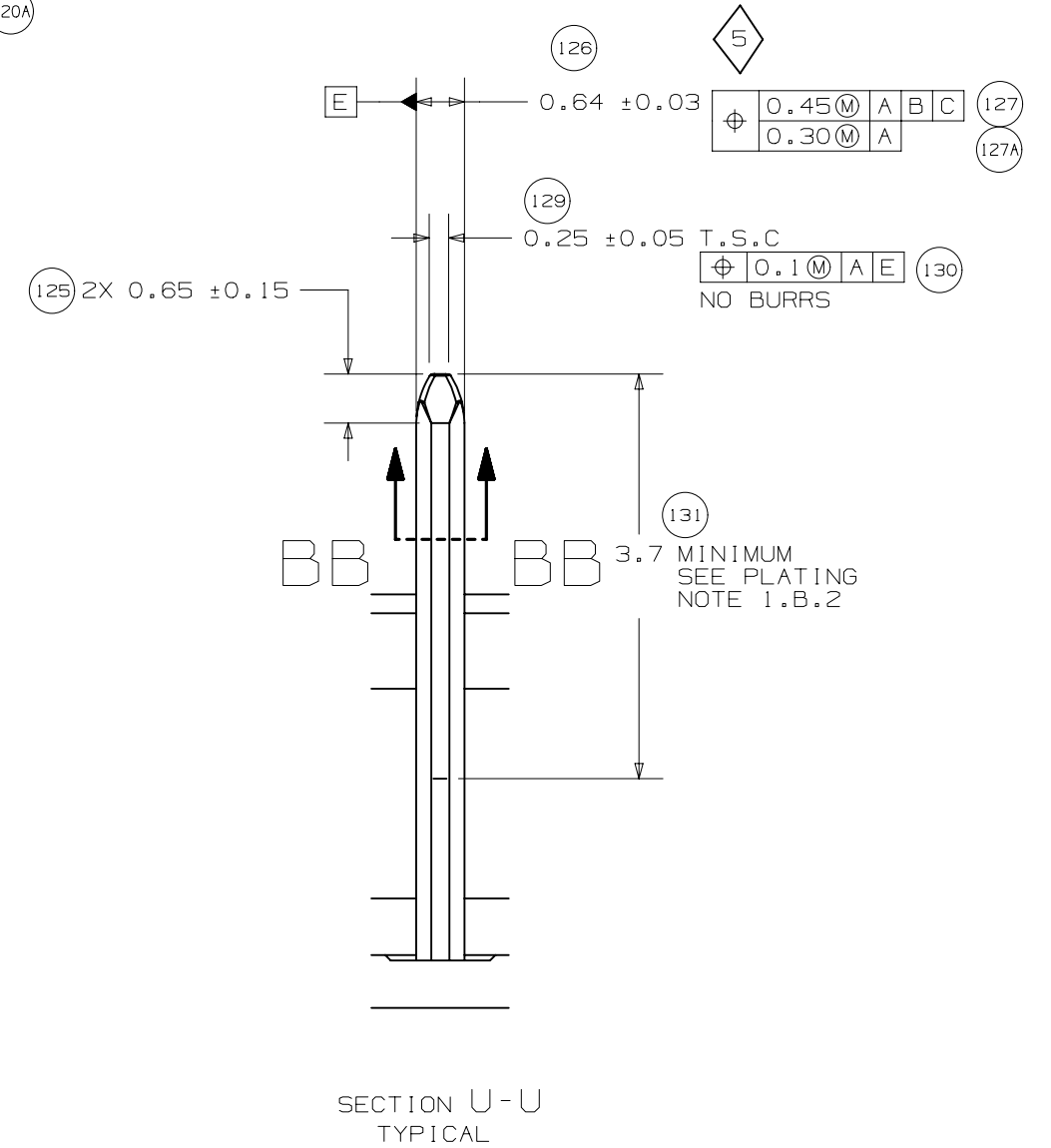
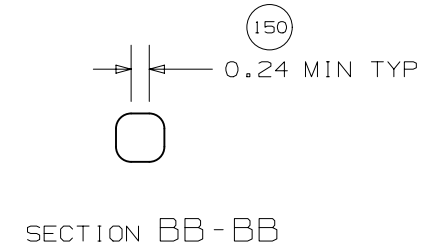
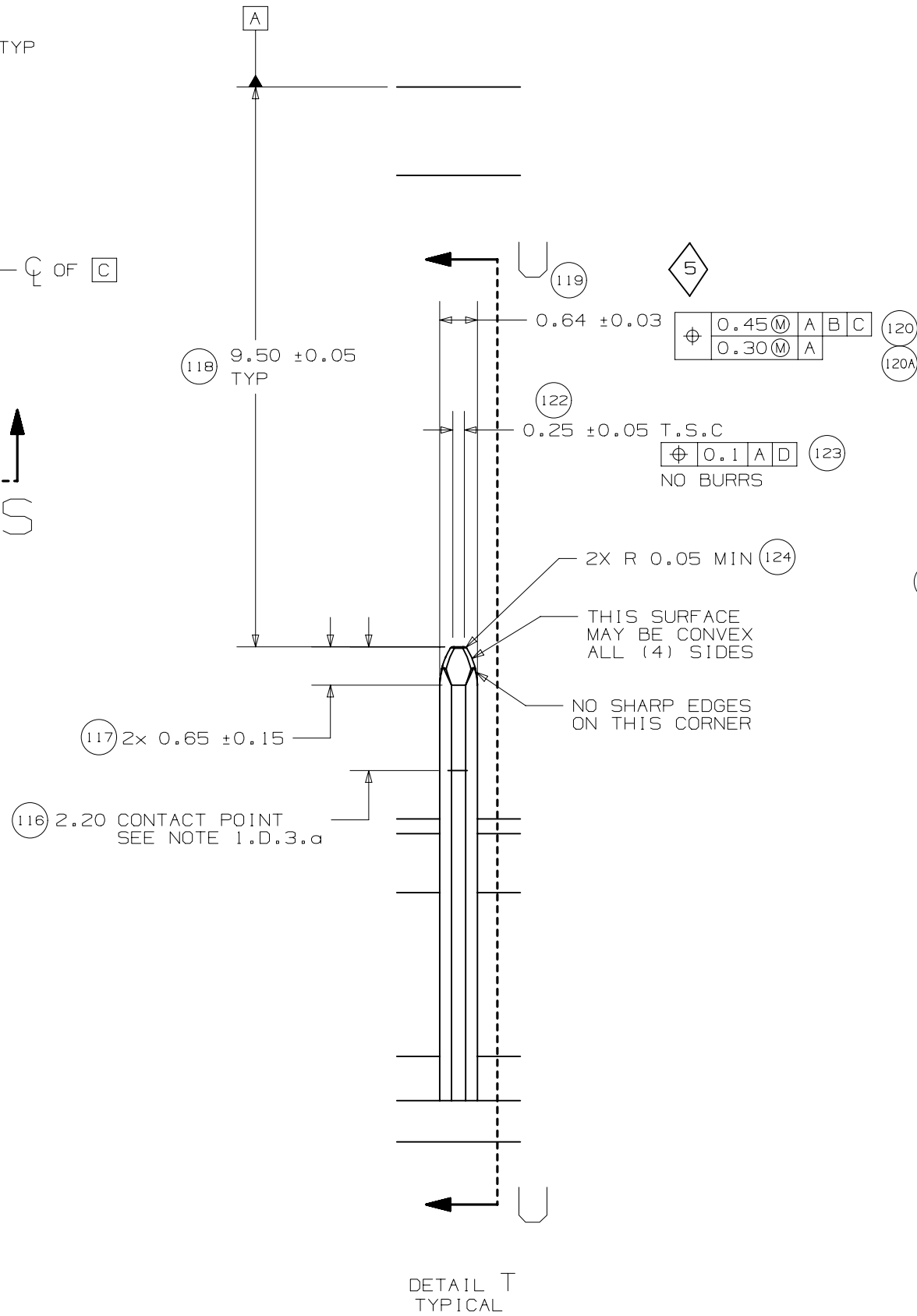
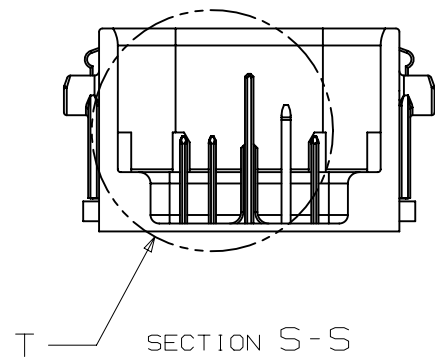
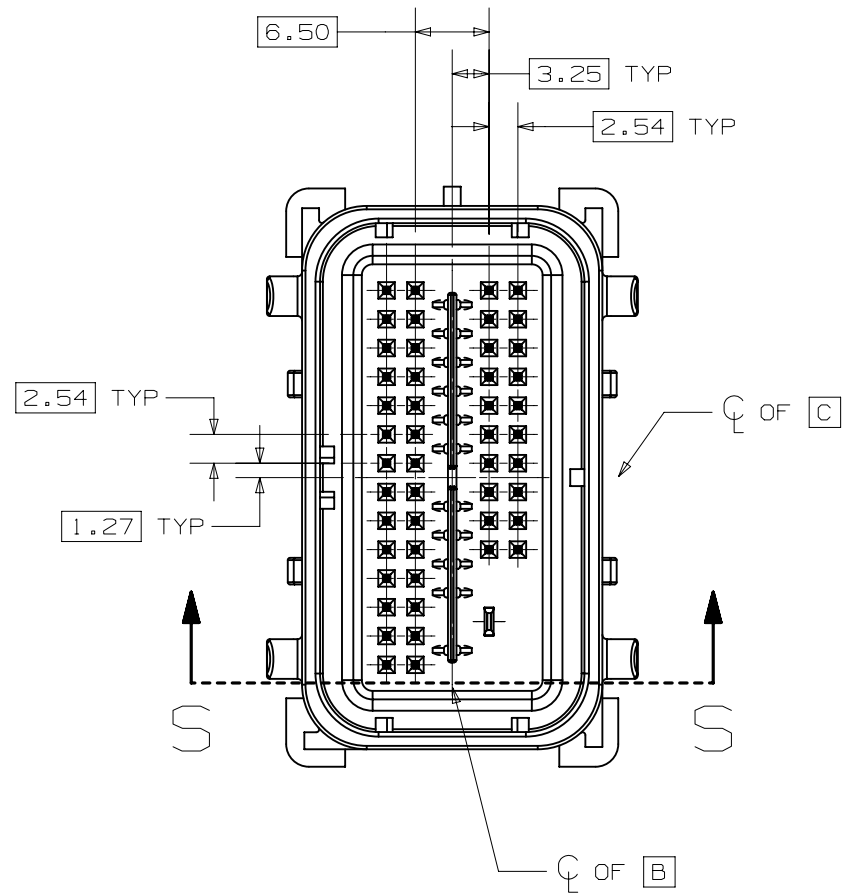
DWG STATUS			PAGE NUMBER
ST	REV	PD1	
R	001		17 of 22

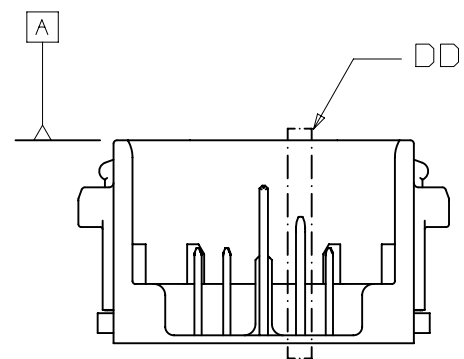
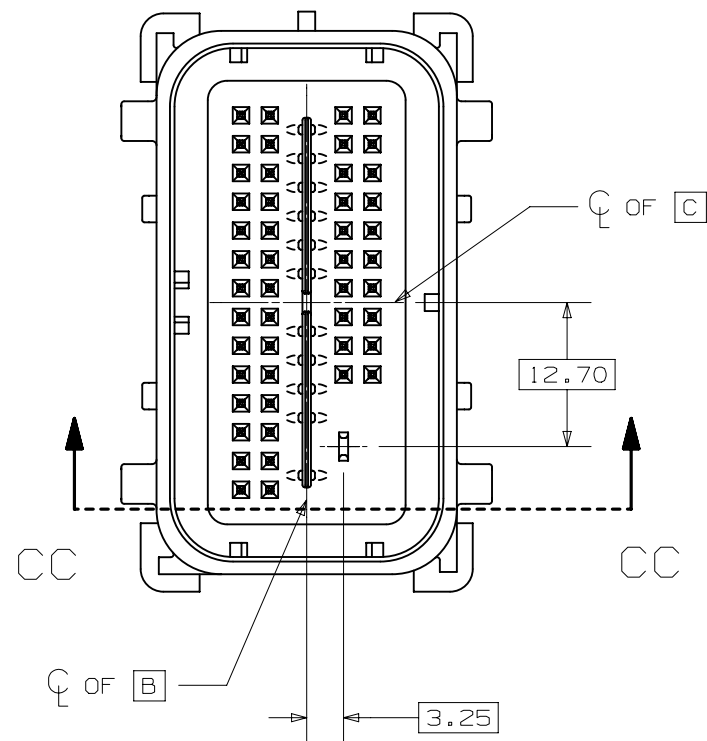


CKT	DIM 077
49 / 56 CKT	32.60 +0.10/-0.80
18 CKT	10.04 +0.10/-0.80

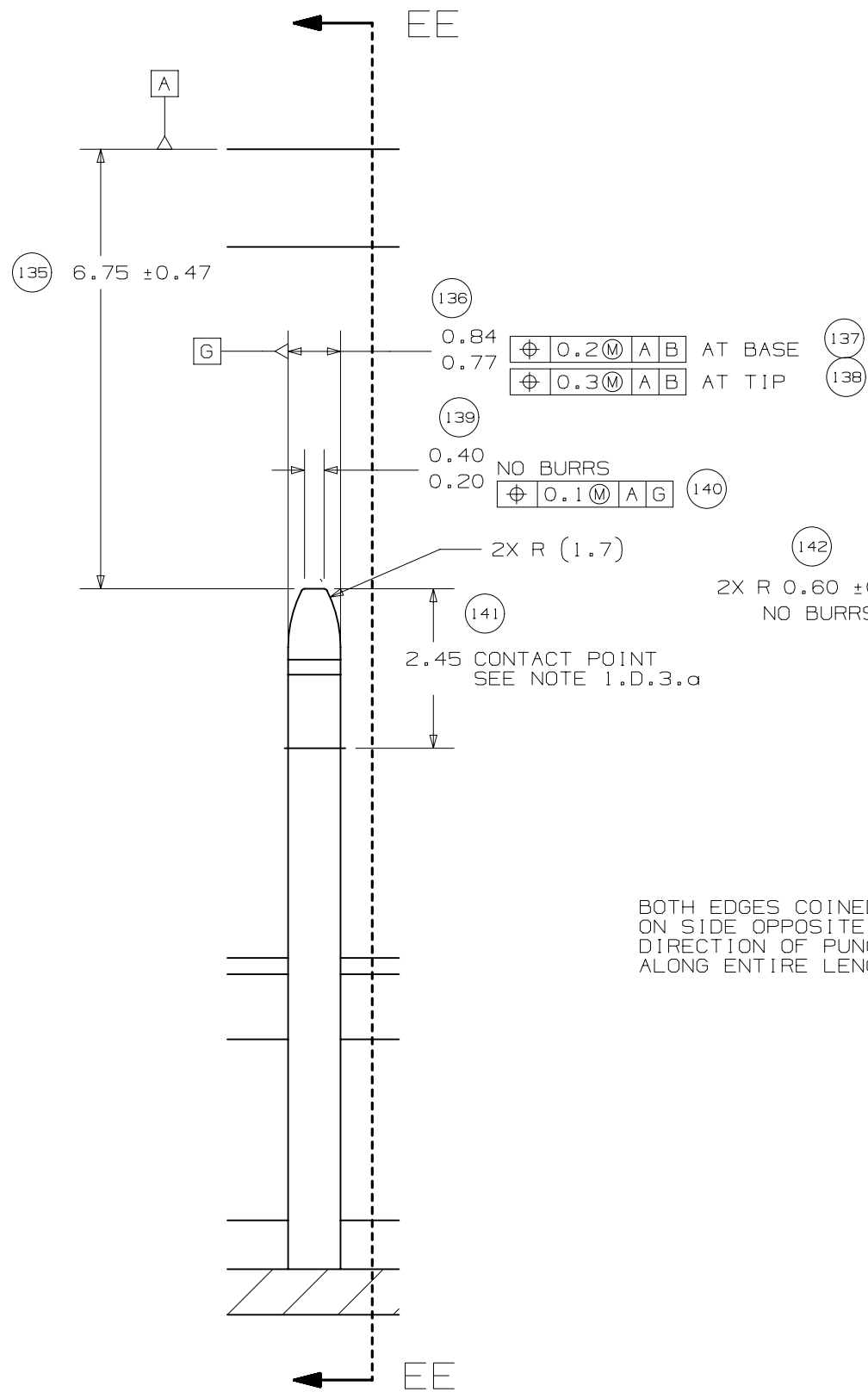




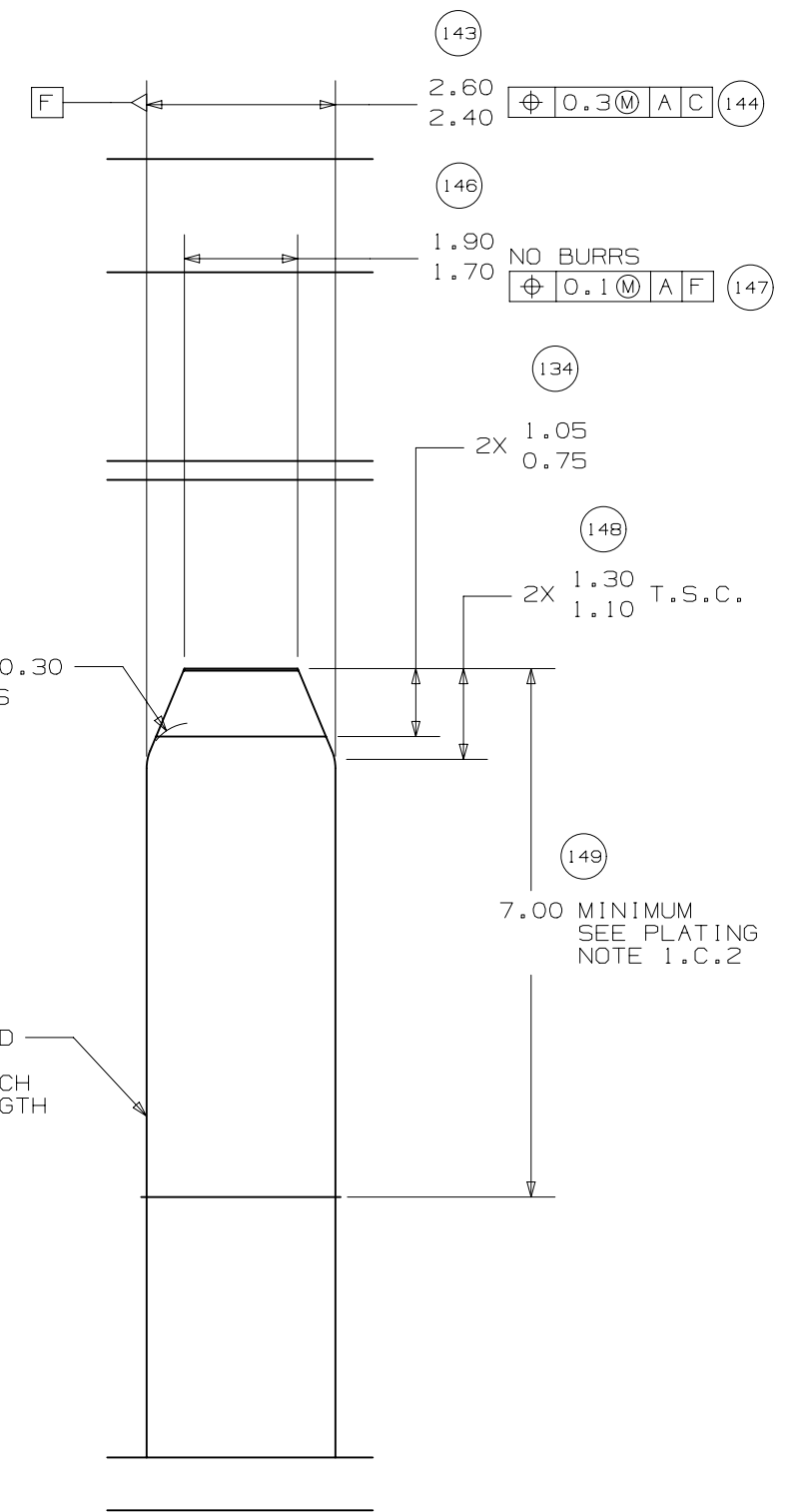




SECTION CC-CC

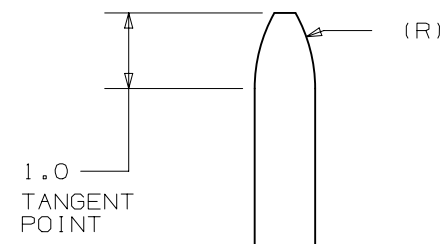


DETAIL DD
TYPICAL

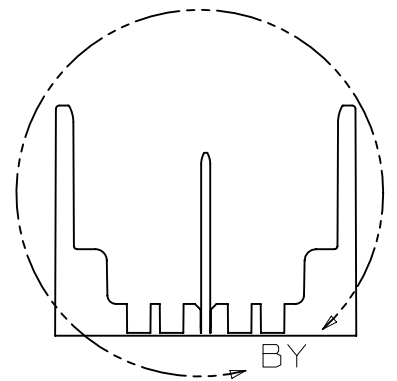
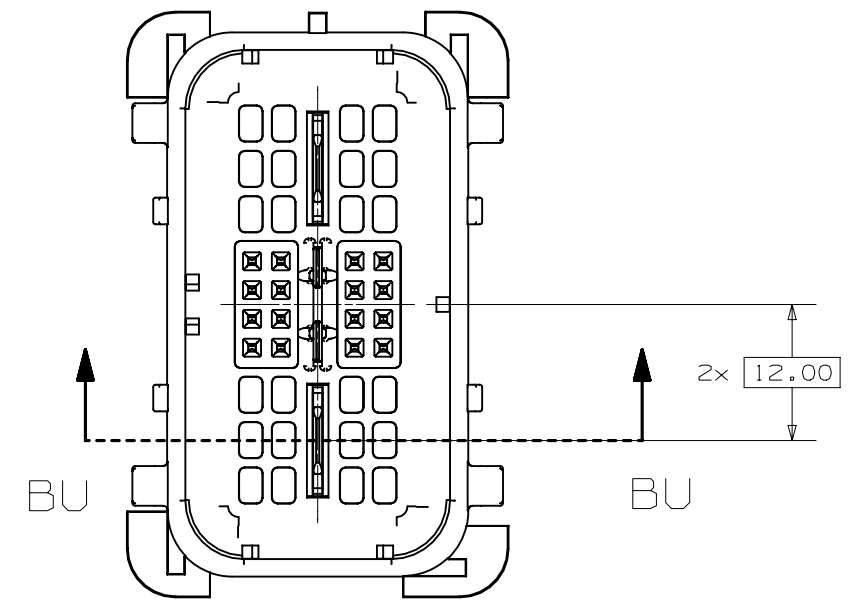


SECTION EE-EE
TYPICAL

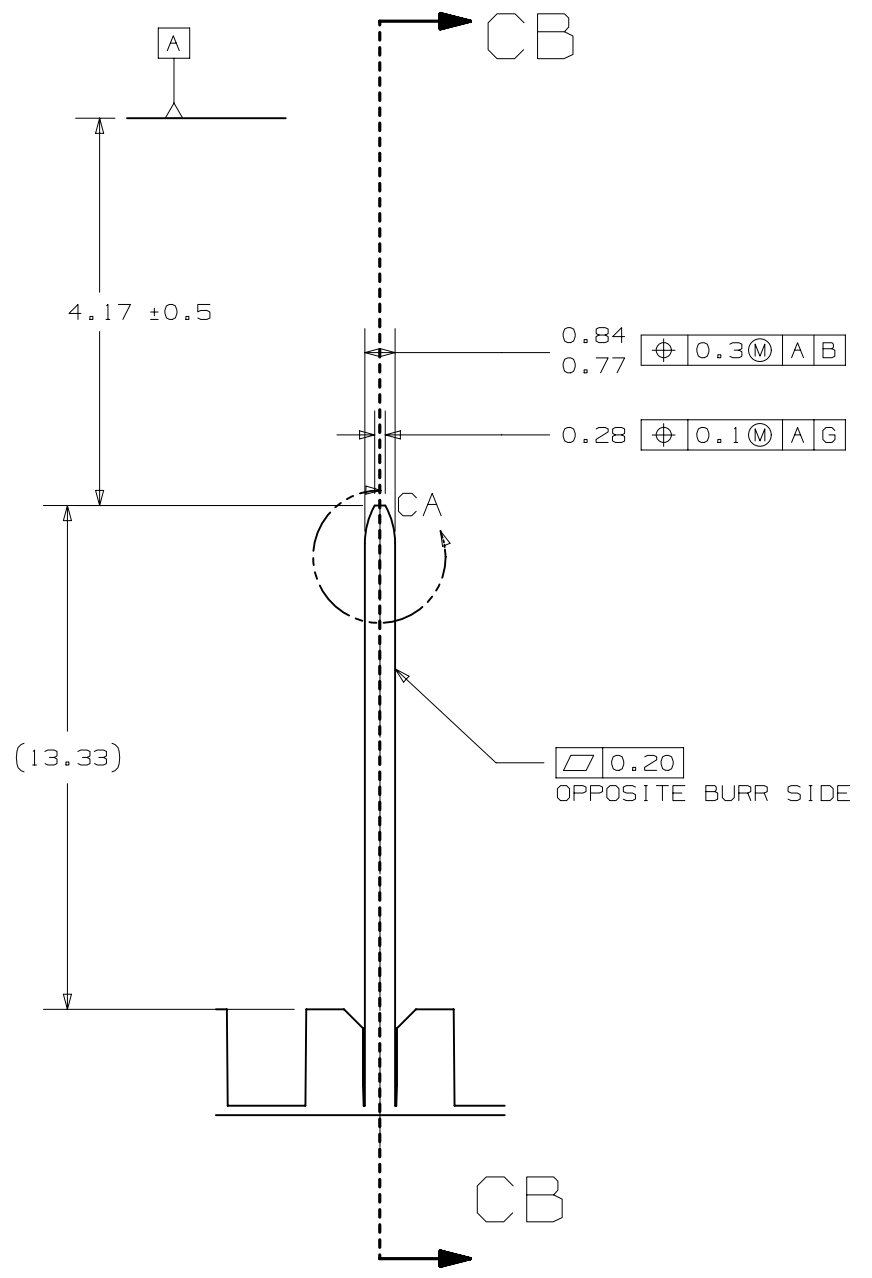
BOTH EDGES COINED
ON SIDE OPPOSITE
DIRECTION OF PUNCH
ALONG ENTIRE LENGTH



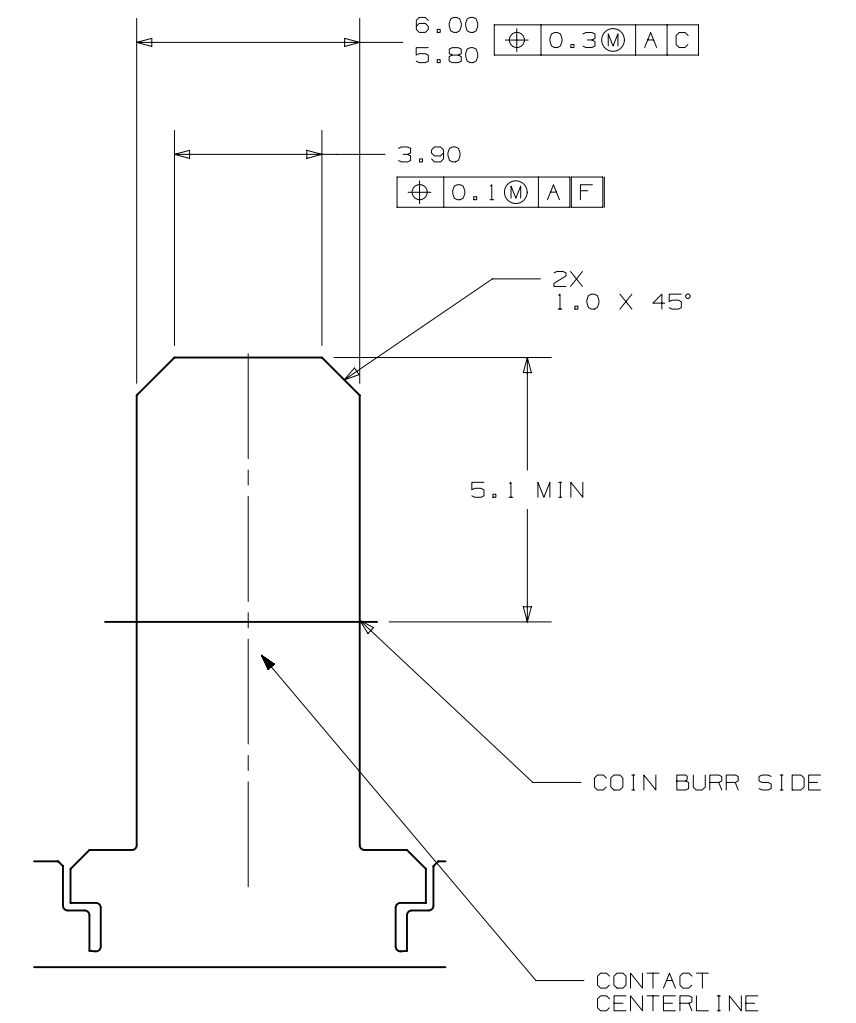
VIEW CA
SCALE 10:1



SECTION BU-BU



VIEW BY
SCALE 5:1



SECTION CB-CB

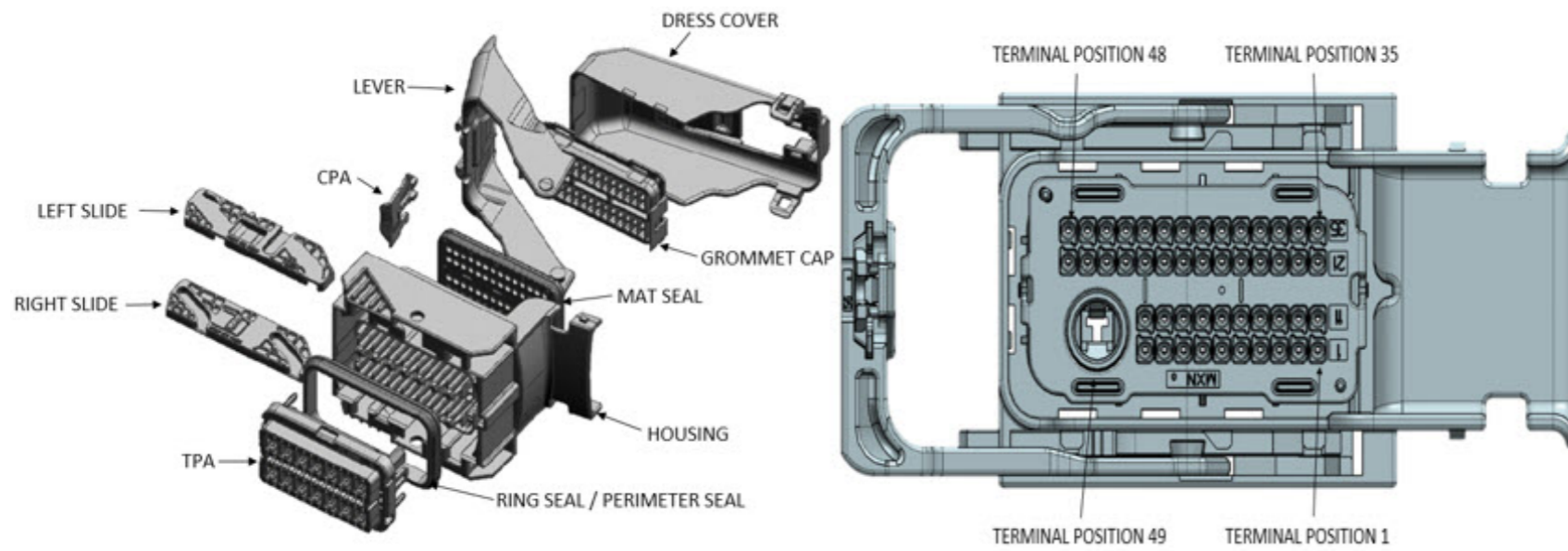


PAGE TITLE
COMPONENT CONNECTOR INTERFACE

DRAWING NUMBER
12642694

DWG STATUS		
ST	REV	PD1
R	001	

PAGE NUMBER
22 OF 22



ABBREVIATION	DESCRIPTION	COLOR	MATERIAL
G-CAP-0-P	GROMMET CAP OPTION 0 PLUGGED	BLACK	SPS/PA, G.F.30%
G-CAP-0-O	GROMMET CAP OPTION 0 ALL OPEN	BLACK	SPS/PA, G.F.30%
G-CAP-9-P	GROMMET CAP OPTION 9 PLUGGED	BLACK	SPS/PA, G.F.30%
G-CAP-9-O	GROMMET CAP OPTION 9 ALL OPEN	BLACK	SPS/PA, G.F.30%
C-HSG-A0	CONNECTOR HOUSING KEY A - WDC OPT 0	BLACK	SPS/PA, G.F.30%
C-HSG-B0	CONNECTOR HOUSING KEY B- WDC OPT 0	BLACK	SPS/PA, G.F.30%
C-HSG-C0	CONNECTOR HOUSING KEY C- WDC OPT 0	BLACK	SPS/PA, G.F.30%
C-HSG-D0	CONNECTOR HOUSING KEY D - WDC OPT 0	BLACK	SPS/PA, G.F.30%
C-HSG-E0	CONNECTOR HOUSING KEY E - WDC OPT 0	BLACK	SPS/PA, G.F.30%
C-HSG-F0	CONNECTOR HOUSING KEY F- WDC OPT 0	BLACK	SPS/PA, G.F.30%
C-HSG-A9	CONNECTOR HOUSING KEY A- WDC OPT 9	BLACK	SPS/PA, G.F.30%
C-HSG-B9	CONNECTOR HOUSING KEY B- WDC OPT 9	BLACK	SPS/PA, G.F.30%
C-HSG-C9	CONNECTOR HOUSING KEY C- WDC OPT 9	BLACK	SPS/PA, G.F.30%
C-HSG-D9	CONNECTOR HOUSING KEY D- WDC OPT 9	BLACK	SPS/PA, G.F.30%
C-HSG-E9	CONNECTOR HOUSING KEY E- WDC OPT 9	BLACK	SPS/PA, G.F.30%
C-HSG-F9	CONNECTOR HOUSING KEY F- WDC OPT 9	BLACK	SPS/PA, G.F.30%
TPA-A0	TERMINAL POSITION ASSURANCE (TPA) OPTION 0	BLACK	SPS/PA, G.F.30%
TPA-B0	TERMINAL POSITION ASSURANCE (TPA) OPTION 0	STONE GRAY	SPS/PA, G.F.30%
TPA-C0	TERMINAL POSITION ASSURANCE (TPA) OPTION 0	BLUE	SPS/PA, G.F.30%
TPA-D0	TERMINAL POSITION ASSURANCE (TPA) OPTION 0	BROWN	SPS/PA, G.F.30%
TPA-E0	TERMINAL POSITION ASSURANCE (TPA) OPTION 0	GREEN	SPS/PA, G.F.30%
TPA-F0	TERMINAL POSITION ASSURANCE (TPA) OPTION 0	NATURAL	SPS/PA, G.F.30%
TPA-A9	TERMINAL POSITION ASSURANCE (TPA) OPTION 9	BLACK	SPS/PA, G.F.30%
TPA-B9	TERMINAL POSITION ASSURANCE (TPA) OPTION 9	STONE GRAY	SPS/PA, G.F.30%
TPA-C9	TERMINAL POSITION ASSURANCE (TPA) OPTION 9	BLUE	SPS/PA, G.F.30%
TPA-D9	TERMINAL POSITION ASSURANCE (TPA) OPTION 9	BROWN	SPS/PA, G.F.30%
TPA-E9	TERMINAL POSITION ASSURANCE (TPA) OPTION 9	GREEN	SPS/PA, G.F.30%
TPA-F9	TERMINAL POSITION ASSURANCE (TPA) OPTION 9	NATURAL	SPS/PA, G.F.30%
MAL	MATE ASSIST LEVER	BLACK	SPS/NYLON GF30
RS	SLIDE - RIGHT	BLACK	PPE/PA, G.F. 30%
LS	SLIDE - LEFT	BLACK	PPE/PA, G.F. 30%
CVR BLACK	DRESS COVER BLACK	BLACK	PBT, G.F. 30%
CVR GRAY	DRESS COVER GRAY	GRAY	PBT, G.F. 30%
CVR BLUE	DRESS COVER BLUE	BLUE	PBT, G.F. 30%
CVR BROWN	DRESS COVER BROWN	BROWN	PBT, G.F. 30%
CVR GREEN	DRESS COVER GREEN	GREEN	PBT, G.F. 30%
CVR NATURAL	DRESS COVER NATURAL	NATURAL	PBT, G.F. 30%
CVR YELLOW	DRESS COVER YELLOW	YELLOW	PBT, G.F. 30%
CPA	CONNECTOR POSITION ASSURANCE (CPA)	RED	PPE/PA 10% GF
MSEAL	MAT SEAL	RUST RED	INHERENTLY LUBRICATED SILICONE RUBBER
RSEAL	RING SEAL	RUST RED	INHERENTLY LUBRICATED SILICONE RUBBER

FOR ADDITIONAL INFORMATION SEE SD-34576-001

ASSEMBLY DESCRIPTION	ASSEMBLY PART NUMBER	CONNECTOR HOUSING	GROMMET CAP	TPA	RIGHT SLIDE	LEFT SLIDE	MATE ASSIST LEVER	CPA	MAT SEAL	RING SEAL	BLOCKED TERMINALS												STATUS	COMMENTS	INTEGRAL COMPONENTS SOLD SEPARATELY DRESS COVER			
											CAVITY WITH A NUMBER INDICATES BLOCKED TERMINAL POSITION CAVITY WITHOUT A NUMBER INDICATES OPEN TERMINAL POSITION																	
MX123 CONN ASSY 49 Ckt BLK OPT0 KEY A/49	345760103	C-HSG-A0	G-CAP-0-P	TPA-A0	RS	LS	MAL	CPA	MSEAL	RSEAL	-	-	-	-	-	-	-	-	-	-	-	-	-	-	-	SALEABLE		345750003
MX123 CONN ASSY 49 Ckt BLU OPT0 KEY C/49	345760303	C-HSG-C0	G-CAP-0-P	TPA-C0	RS	LS	MAL	CPA	MSEAL	RSEAL	-	-	-	-	-	-	-	-	-	-	-	-	-	-	-	SALEABLE		345750003
MX123 CONN ASSY 49 Ckt BLK OPT9 KEY A/49	345761303	C-HSG-A9	G-CAP-9-P	TPA-A9	RS	LS	MAL	CPA	MSEAL	RSEAL	-	-	-	-	-	-	-	-	-	-	-	-	-	-	-	SALEABLE		345750003
MX123 CONN ASSY 49 Ckt BLU OPT9 KEY C/49	345761503	C-HSG-C9	G-CAP-9-P	TPA-C9	RS	LS	MAL	CPA	MSEAL	RSEAL	-	-	-	-	-	-	-	-	-	-	-	-	-	-	-	SALEABLE		345750003

ASSEMBLY DESCRIPTION	ASSEMBLY PART NUMBER	CONNECTOR HOUSING	GROMMET CAP	TPA	RIGHT SLIDE	LEFT SLIDE	MATE ASSIST LEVER	CPA	MAT SEAL	RING SEAL	BLOCKED TERMINALS																STATUS	COMMENTS	INTEGRAL COMPONENTS SOLD SEPARATELY DRESS COVER
											CAVITY WITH A NUMBER INDICATES BLOCKED TERMINAL POSITION CAVITY WITHOUT A NUMBER INDICATES OPEN TERMINAL POSITION																		
MX123 CONN ASSY 49 CKT BLK OPT9 KEY A/23	345767763	C-HSG-A9	G-CAP-9-P	TPA-A9	RS	LS	MAL	CPA	MSEAL	RSEAL	48	47	46	45	-	-	-	-	40	-	38	37	36	-					
											34	-	32	31	-	29	-	-	-	25	24	23	22	-					
											-				20	19	-	-	16	15	-	-	12	-					
											10	9	-	-	-	5	-	-	2	1									
MX123 CONN ASSY 49 CKT BLK OPT9 KEY A/31	345767773	C-HSG-A9	G-CAP-9-P	TPA-A9	RS	LS	MAL	CPA	MSEAL	RSEAL	-	-	-	-	-	-	42	41	-	39	-	-	-	35					
											-	33	-	-	30	-	-	-	26	-	-	-	21						
											-				-	-	18	17	-	-	14	13	-	11					
											-	-	8	7	6	-	4	3	-	-									
MX123 CONN ASSY 49 CKT BLU OPT9 KEY C/35	345767783	C-HSG-C9	G-CAP-9-P	TPA-C9	RS	LS	MAL	CPA	MSEAL	RSEAL	-	-	-	-	-	43	42	-	-	-	-	-	35						
											-	-	-	31	-	29	28	-	26	25	-	-	22	-					
											-				20	19	-	-	16	-	-	-	11						
											-	-	-	-	-	-	4	-	-	-									
MX123 CONN ASSY 49 CKT BLK OPT9 KEY A/28	345767793	C-HSG-A9	G-CAP-9-P	TPA-A9	RS	LS	MAL	CPA	MSEAL	RSEAL	-	-	-	-	44	43	42	41	-	39	-	-	-	35					
											-	33	-	-	30	29	28	27	26	-	-	-	21						
											-				-	-	-	-	-	-	14	13	-	11					
											-	-	8	7	6	-	4	3	-	-									
MX123 CONN ASSY 49 CKT BLU OPT9 KEY C/34	345767813	C-HSG-C9	G-CAP-9-P	TPA-C9	RS	LS	MAL	CPA	MSEAL	RSEAL	-	-	-	-	-	43	42	-	-	-	-	-	35						
											-	-	-	31	-	29	28	-	26	25	-	-	22	-					
											-				20	19	-	-	16	-	-	-	11						
											-	-	-	-	6	-	4	-	-	-									
MX123 CONN ASSY 49 CKT BLK OPT0 KEY A/26	345767823	C-HSG-A0	G-CAP-0-P	TPA-A0	RS	LS	MAL	CPA	MSEAL	RSEAL	-	-	-	-	44	43	42	41	-	39	-	-	-	35					
											-	33	-	-	30	-	28	27	26	-	-	-	21						
											-				-	-	18	-	-	15	14	13	-	11					
											-	-	8	7	6	-	4	3	-	1									
MX123 CONN ASSY 49 CKT BLU OPT0 KEY C/31	345767833	C-HSG-C0	G-CAP-0-P	TPA-C0	RS	LS	MAL	CPA	MSEAL	RSEAL	-	-	46	-	-	43	42	-	-	-	-	-	-						
											-	33	-	31	-	29	-	27	26	25	-	23	22	-					
											-				20	19	-	-	16	-	-	-	-						
											10	-	8	-	-	-	4	-	2	-									
MX123 CONN ASSY 49 CKT BLK OPT9 KEY A/33	345767843	C-HSG-A9	G-CAP-9-P	TPA-A9	RS	LS	MAL	CPA	MSEAL	RSEAL	-	-	-	-	-	-	42	41	-	39	-	-	-	35					
											-	33	-	-	30	29	-	-	26	-	-	-	21						
											-				-	-	-	-	-	-	14	13	-	11					
											-	-	8	7	-	-	4	3	-	-									
MX123 CONN ASSY 49 CKT BLU OPT0 KEY C/40	345767853	C-HSG-C0	G-CAP-0-P	TPA-C0	RS	LS	MAL	CPA	MSEAL	RSEAL	-	-	-	-	-	43	-	-	-	-	-	-	-						
											-	-	-	31	-	-	-	-	26	25	-	-	22	-					
											-				-	19	-	-	-	-	-	-	11						
											-	-	-	-	-	-	4	-	2	-									
MX123 CONN ASSY 49 CKT BLK OPT9 KEY A/25	345767863	C-HSG-A9	G-CAP-9-P	TPA-A9	RS	LS	MAL	CPA	MSEAL	RSEAL	-	47	-	45	44	-	42	41	40	-	-	37	-	-					
											-	-	32	-	30	-	28	-	26	-	-	-	22	-					
											-				-	-	18	17	16	15	14	13	12	-					
											-	-	8	-	-	5	4	3	2	-									
MX123 CONN ASSY 49 CKT BLU OPT9 KEY C/34	345767873	C-HSG-C9	G-CAP-9-P	TPA-C9	RS	LS	MAL	CPA	MSEAL	RSEAL	-	-	-	-	-	-	42	-	-	-	-	-	35						
											-	-	-	31	-	29	28	-	26	25	-	-	22	-					
											-				20	19	-	-	16	-	-	-	11						
											10	-	-	-	-	-	4	-	2	-									
MX123 CONN ASSY 49 CKT BLK OPT9 KEY A/30	345767883	C-HSG-A9	G-CAP-9-P	TPA-A9	RS	LS	MAL	CPA	MSEAL	RSEAL	-	-	-	-	-	-	42	41	-	39	38	-	-	35					
											-	33	-	-	30	-	28	-	26	-	-	-	21						
											-				-	-	-	17	-	15	14	13	-	11					
											-	-	8	7	-	-	4	3	-	-									

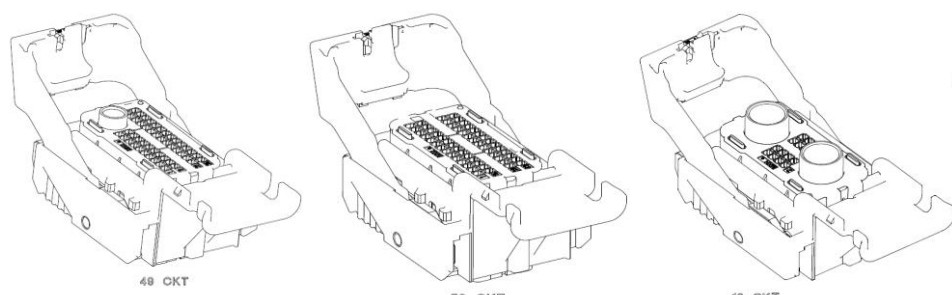
ASSEMBLY DESCRIPTION	ASSEMBLY PART NUMBER	CONNECTOR HOUSING	GROMMET CAP	TPA	RIGHT SLIDE	LEFT SLIDE	MATE ASSIST LEVER	CPA	MAT SEAL	RING SEAL	BLOCKED TERMINALS																STATUS	COMMENTS	INTEGRAL COMPONENTS SOLD SEPARATELY DRESS COVER
											CAVITY WITH A NUMBER INDICATES BLOCKED TERMINAL POSITION CAVITY WITHOUT A NUMBER INDICATES OPEN TERMINAL POSITION																		
MX123 CONN ASSY 49 CKT BLK OPT9 KEY A/25	345767893	C-HSG-A9	G-CAP-9-P	TPA-A9	RS	LS	MAL	CPA	MSEAL	RSEAL	-	-	-	-	44	43	42	41	-	39	-	-	-	-	35	SALEABLE		345750003	
											-	33	-	-	30	-	28	27	26	-	-	-	-	21					
											-																		
											-	-	8	7	6	-	4	3	-	1									
MX123 CONN ASSY 49 CKT BLK OPT0 KEY A/27	345767903	C-HSG-A0	G-CAP-0-P	TPA-A0	RS	LS	MAL	CPA	MSEAL	RSEAL	-	-	-	-	44	43	42	41	-	39	-	-	-	-	35	SALEABLE		345750003	
											-	33	-	-	30	-	28	27	26	-	-	-	-	21					
											-																		
											-	-	8	7	6	-	4	3	-	-									
MX123 CONN ASSY 49 CKT BLK OPT9 KEY A/27	345767913	C-HSG-A9	G-CAP-9-P	TPA-A9	RS	LS	MAL	CPA	MSEAL	RSEAL	-	47	-	45	44	-	42	41	40	-	-	37	-	-	SALEABLE		345750003		
											-	-	-	-	30	-	28	-	26	-	-	-	-	-					
											-																		
											-	-	8	-	-	5	4	3	2	-									
MX123 CONN ASSY 49 CKT BLK OPT0 KEY A/34	345767923	C-HSG-A0	G-CAP-0-P	TPA-A0	RS	LS	MAL	CPA	MSEAL	RSEAL	-	-	-	-	-	-	42	41	-	39	-	-	-	35	SALEABLE		345750003		
											-	33	-	-	30	-	-	-	26	-	-	-	-	21					
											-																		
											-	-	8	7	-	-	4	3	-	-									
MX123 CONN ASSY 49 CKT BLU OPT0 KEY C/14	345767933	C-HSG-C0	G-CAP-0-P	TPA-C0	RS	LS	MAL	CPA	MSEAL	RSEAL	48	47	46	45	44	43	42	41	40	39	38	37	36	35	SALEABLE		345750003		
											34	33	32	31	30	29	28	27	26	25	24	23	22	21					
											-																		
											-	19	-	-	-	15	-	-	-	11									
MX123 CONN ASSY 49 CKT BLK OPT0 KEY A/27	345767943	C-HSG-A0	G-CAP-0-P	TPA-A0	RS	LS	MAL	CPA	MSEAL	RSEAL	-	-	-	-	44	43	42	41	-	39	-	-	-	35	SALEABLE		345750003		
											-	33	-	-	30	-	28	27	26	-	-	-	-	21					
											-																		
											-	-	8	7	6	-	4	3	-	-									
MX123 CONN ASSY 49 CKT BLK OPT9 KEY A/26	345767963	C-HSG-A9	G-CAP-9-P	TPA-A9	RS	LS	MAL	CPA	MSEAL	RSEAL	-	47	-	45	44	-	42	41	40	-	-	37	-	-	SALEABLE		345750003		
											-	-	-	-	30	-	28	-	26	-	-	-	22	-					
											-																		
											-	-	8	-	-	5	4	3	2	-									
MX123 CONN ASSY 49 CKT BLK OPT0 KEY A/30	345767973	C-HSG-A0	G-CAP-0-P	TPA-A0	RS	LS	MAL	CPA	MSEAL	RSEAL	-	-	-	-	-	-	42	41	-	39	-	-	-	35	SALEABLE		345750003		
											-	33	-	-	30	29	-	-	26	-	-	-	-	21					
											-																		
											-	-	8	7	6	-	4	3	-	-									
MX123 CONN ASSY 49 CKT BLK OPT9 KEY A/18	345767983	C-HSG-A9	G-CAP-9-P	TPA-A9	RS	LS	MAL	CPA	MSEAL	RSEAL	48	47	46	45	44	43	42	41	40	39	-	37	36	35	SALEABLE		345750003		
											34	-	-	31	30	-	-	27	-	-	24	-	22	21					
											-																		
											-	9	-	-	-	-	4	3	2	1									
MX123 CONN ASSY 49 CKT BLU OPT9 KEY C/29	345767993	C-HSG-C9	G-CAP-9-P	TPA-C9	RS	LS	MAL	CPA	MSEAL	RSEAL	48	-	46	-	-	43	-	41	-	-	-	-	-	35	SALEABLE		345750003		
											-	33	-	31	-	29	-	27	26	25	-	-	22	-					
											-																		
											-	10	-	8	-	6	-	4	-	2	-								
MX123 CONN ASSY 49 CKT BLK OPT0 KEY A/31	345768003	C-HSG-A0	G-CAP-0-P	TPA-A0	RS	LS	MAL	CPA	MSEAL	RSEAL	-	-	-	-	-	-	42	41	-	39	-	-	-	35	SALEABLE		345750003		
											-	33	-	-	30	-	-	-	26	-	-	-	-	21					
											-																		
											-	-	8	7	-	-	4	3	-	-									
MX123 CONN ASSY 49 CKT BLK OPT9 KEY A/26	345768023	C-HSG-A9	G-CAP-9-P	TPA-A9	RS	LS	MAL	CPA	MSEAL	RSEAL	-	-	-	-	44	43	42	41	-	39	38	-	-	35	SALEABLE		345750003		
											-	33	-	-	30	-	28	27	26	-	-	-	-	21					
											-																		
											-	-	8	7	6	-	4	3	-	-									

ASSEMBLY DESCRIPTION	ASSEMBLY PART NUMBER	CONNECTOR HOUSING	GROMMET CAP	TPA	RIGHT SLIDE	LEFT SLIDE	MATE ASSIST LEVER	CPA	MAT SEAL	RING SEAL	BLOCKED TERMINALS																STATUS	COMMENTS	INTEGRAL COMPONENTS SOLD SEPARATELY DRESS COVER
											CAVITY WITH A NUMBER INDICATES BLOCKED TERMINAL POSITION CAVITY WITHOUT A NUMBER INDICATES OPEN TERMINAL POSITION																		
MX123 CONN ASSY 49 CKT BLK OPT9 KEY A/21	345768033	C-HSG-A9	G-CAP-9-P	TPA-A9	RS	LS	MAL	CPA	MSEAL	RSEAL	48	47	46	45	44	43	42	41	40	39	-	37	36	35	SALEABLE		345750003		
											34	-	-	31	30	-	-	27	-	-	24	-	22	21					
											-																		
MX123 CONN ASSY 49 CKT BLU OPT9 KEY C/28	345768043	C-HSG-C9	G-CAP-9-P	TPA-C9	RS	LS	MAL	CPA	MSEAL	RSEAL	48	-	46	-	-	43	42	41	-	-	-	-	-	35	SALEABLE		345750003		
											-	33	-	31	-	29	-	27	26	25	-	-	22	-					
											-																		
MX123 CONN ASSY 49 CKT BLK OPT0 KEY A/30	345768053	C-HSG-A0	G-CAP-0-P	TPA-A0	RS	LS	MAL	CPA	MSEAL	RSEAL	-	-	-	-	-	-	42	41	-	39	-	-	-	35	SALEABLE		345750003		
											-	33	-	-	30	-	-	-	26	-	-	-	21	-					
											-																		
MX123 CONN ASSY 49 CKT BLK OPT9 KEY A/32	345768063	C-HSG-A9	G-CAP-9-P	TPA-A9	RS	LS	MAL	CPA	MSEAL	RSEAL	-	-	-	-	-	-	42	41	-	39	38	-	-	35	SALEABLE		345750003		
											-	33	-	-	30	-	-	-	26	-	-	-	21	-					
											-																		
MX123 CONN ASSY 49 CKT BLU OPT0 KEY C/34	345768073	C-HSG-C0	G-CAP-0-P	TPA-C0	RS	LS	MAL	CPA	MSEAL	RSEAL	-	-	-	-	-	43	42	-	-	-	-	-	-	35	SALEABLE		345750003		
											-	-	-	31	-	29	-	27	26	25	-	-	-	-					
											-																		
MX123 CONN ASSY 49 CKT BLK OPT0 KEY A/33	345768113	C-HSG-A0	G-CAP-0-P	TPA-A0	RS	LS	MAL	CPA	MSEAL	RSEAL	-	-	-	-	-	-	42	41	-	39	-	-	-	35	SALEABLE		345750003		
											-	33	-	-	30	-	-	-	26	-	-	-	21	-					
											-																		
MX123 CONN ASSY 49 CKT BLK OPT0 KEY A/31	345768123	C-HSG-A0	G-CAP-0-P	TPA-A0	RS	LS	MAL	CPA	MSEAL	RSEAL	-	-	-	-	-	-	42	41	-	39	-	-	-	35	SALEABLE		345750003		
											-	33	-	-	30	29	-	-	26	-	-	-	21	-					
											-																		
MX123 CONN ASSY 49 CKT BLK OPT0 KEY A/27	345768133	C-HSG-A0	G-CAP-0-P	TPA-A0	RS	LS	MAL	CPA	MSEAL	RSEAL	-	47	-	45	-	-	-	41	-	-	-	37	36	-	SALEABLE		345750003		
											-	-	-	-	30	-	-	27	-	-	-	-	22	-					
											-																		
MX123 CONN ASSY 49 CKT BLK OPT0 KEY A/1	345769113	C-HSG-A0	G-CAP-0-P	TPA-A0	RS	LS	MAL	CPA	MSEAL	RSEAL	48	47	46	45	44	43	42	41	40	39	38	37	36	35	SALEABLE		345750003		
											34	33	32	31	30	29	28	27	26	25	24	23	22	21					
											-																		
MX123 CONN ASSY 49 CKT BLU OPT0 KEY C/1	345769123	C-HSG-C0	G-CAP-0-P	TPA-C0	RS	LS	MAL	CPA	MSEAL	RSEAL	48	47	46	45	44	43	42	41	40	39	38	37	36	35	SALEABLE		345750003		
											34	33	32	31	30	29	28	27	26	25	24	23	22	21					
											-																		
MX123 CONN ASSY 49 CKT BLK OPT9 KEY A/32	345769133	C-HSG-A9	G-CAP-9-P	TPA-A9	RS	LS	MAL	CPA	MSEAL	RSEAL	-	-	-	-	-	-	42	41	-	39	-	-	-	35	SALEABLE		345750003		
											-	33	-	-	30	-	-	-	26	-	-	-	21	-					
											-																		
MX123 CONN ASSY 49 CKT BLU OPT9 KEY C/30	345769143	C-HSG-C9	G-CAP-9-P	TPA-C9	RS	LS	MAL	CPA	MSEAL	RSEAL	48	-	46	-	-	43	42	41	-	-	-	-	-	35	SALEABLE		345750003		
											-	33	-	31	-	29	28	27	-	-	-	-	22	-					
											-																		

ASSEMBLY DESCRIPTION	ASSEMBLY PART NUMBER	CONNECTOR HOUSING	GROMMET CAP	TPA	RIGHT SLIDE	LEFT SLIDE	MATE ASSIST LEVER	CPA	MAT SEAL	RING SEAL	BLOCKED TERMINALS																STATUS	COMMENTS	INTEGRAL COMPONENTS SOLD SEPARATELY DRESS COVER
											CAVITY WITH A NUMBER INDICATES BLOCKED TERMINAL POSITION CAVITY WITHOUT A NUMBER INDICATES OPEN TERMINAL POSITION																		
MX123 CONN ASSY 49 CKT BLK OPT9 KEY A/18	345769153	C-HSG-A9	G-CAP-9-P	TPA-A9	RS	LS	MAL	CPA	MSEAL	RSEAL	48	47	46	45	-	-	42	-	40	39	38	-	-	35	SALEABLE		345750003		
											-	-	-	31	30	29	28	27	26	25	24	23	-	21					
																						20	19	-				-	-
MX123 CONN ASSY 49 CKT BLK OPT0 KEY A/28	345769163	C-HSG-A0	G-CAP-0-P	TPA-A0	RS	LS	MAL	CPA	MSEAL	RSEAL	-	-	-	-	44	43	42	41	-	39	-	-	-	35	SALEABLE		345750003		
											-	33	-	-	30	-	28	27	26	-	-	-	-	21					
																						-	-	18				-	-
MX123 CONN ASSY 49 CKT BLK OPT9 KEY A/38	345769173	C-HSG-A9	G-CAP-9-P	TPA-A9	RS	LS	MAL	CPA	MSEAL	RSEAL	-	-	-	-	44	-	42	41	-	-	-	-	-	-	SALEABLE		345750003		
											-	-	-	-	30	-	28	-	26	-	-	-	-	-					
																						-	-	-				-	-
MX123 CONN ASSY 49 CKT BLU OPT0 KEY C/34	345769193	C-HSG-C0	G-CAP-0-P	TPA-C0	RS	LS	MAL	CPA	MSEAL	RSEAL	-	-	-	-	-	43	42	-	-	-	-	-	-	35	SALEABLE		345750003		
											-	-	-	31	-	29	-	-	26	25	-	-	-	-					
																						20	19	-				-	-
MX123 CONN ASSY 49 CKT BLK OPT9 KEY A/20	345769203	C-HSG-A9	G-CAP-9-P	TPA-A9	RS	LS	MAL	CPA	MSEAL	RSEAL	48	47	46	45	44	43	42	41	40	39	-	37	36	35	SALEABLE		345750003		
											34	-	-	31	30	-	-	27	-	-	24	-	22	21					
																						-	19	-				-	-
MX123 CONN ASSY 49 CKT BLK OPT9 KEY A/14	345769213	C-HSG-A9	G-CAP-9-P	TPA-A9	RS	LS	MAL	CPA	MSEAL	RSEAL	48	47	46	45	44	43	42	41	40	39	38	-	36	35	SALEABLE		345750003		
											-	-	-	31	30	29	28	27	26	25	24	-	22	21					
																						20	19	-				-	-
MX123 CONN ASSY 49 CKT BLU OPT0 KEY C/29	345769223	C-HSG-C0	G-CAP-0-P	TPA-C0	RS	LS	MAL	CPA	MSEAL	RSEAL	48	-	46	-	-	43	42	41	-	-	-	-	-	35	SALEABLE		345750003		
											-	33	-	31	-	29	-	-	26	25	-	23	22	-					
																						20	19	-				-	16
MX123 CONN ASSY 49 CKT BLK OPT9 KEY A/22	345769233	C-HSG-A9	G-CAP-9-P	TPA-A9	RS	LS	MAL	CPA	MSEAL	RSEAL	-	-	-	-	44	43	42	41	-	39	38	-	-	35	SALEABLE		345750003		
											-	33	-	-	30	29	28	27	26	25	24	-	-	21					
																						-	-	18				17	-
MX123 CONN ASSY 49 CKT BLK OPT9 KEY A/25	345769243	C-HSG-A9	G-CAP-9-P	TPA-A9	RS	LS	MAL	CPA	MSEAL	RSEAL	-	-	-	-	44	43	42	41	-	39	38	-	-	35	SALEABLE		345750003		
											-	-	-	-	30	29	28	27	26	-	-	-	-	21					
																						-	-	18				17	-
MX123 CONN ASSY 49 CKT BLK OPT9 KEY A/24	345769253	C-HSG-A9	G-CAP-9-P	TPA-A9	RS	LS	MAL	CPA	MSEAL	RSEAL	-	-	-	-	44	43	42	41	-	39	38	-	-	35	SALEABLE		345750003		
											-	33	-	-	30	29	28	27	26	-	-	-	-	21					
																						-	-	18				17	-
MX123 CONN ASSY 49 CKT BLK OPT9 KEY A/26	345769263	C-HSG-A9	G-CAP-9-P	TPA-A9	RS	LS	MAL	CPA	MSEAL	RSEAL	-	-	-	-	44	43	42	41	-	39	38	-	-	35	SALEABLE		345750003		
											-	33	-	-	30	-	28	27	26	-	-	-	-	21					
																						-	-	18				17	-
MX123 CONN ASSY 49 CKT BLK OPT9 KEY A/18	345769273	C-HSG-A9	G-CAP-9-P	TPA-A9	RS	LS	MAL	CPA	MSEAL	RSEAL	48	47	46	45	44	43	42	41	40	39	-	37	36	-	SALEABLE		345750003		
											34	-	-	31	30	29	28	27	26	25	24	-	22	-					
																						20	19	-				-	-

ASSEMBLY DESCRIPTION	ASSEMBLY PART NUMBER	CONNECTOR HOUSING	GROMMET CAP	TPA	RIGHT SLIDE	LEFT SLIDE	MATE ASSIST LEVER	CPA	MAT SEAL	RING SEAL	BLOCKED TERMINALS																STATUS	COMMENTS	INTEGRAL COMPONENTS SOLD SEPARATELY DRESS COVER
											CAVITY WITH A NUMBER INDICATES BLOCKED TERMINAL POSITION CAVITY WITHOUT A NUMBER INDICATES OPEN TERMINAL POSITION																		
MX123 CONN ASSY 49 CKT BLK OPT0 KEY A/29	345769283	C-HSG-A0	G-CAP-0-P	TPA-A0	RS	LS	MAL	CPA	MSEAL	RSEAL	-	-	-	-	-	-	42	41	-	39	-	-	-	-	35	SALEABLE		345750003	
											-	33	-	-	30	-	28	27	26	-	-	-	-	21					
											-																		
MX123 CONN ASSY 49 CKT BLU OPT9 KEY C/34	345769293	C-HSG-C9	G-CAP-9-P	TPA-C9	RS	LS	MAL	CPA	MSEAL	RSEAL	-	-	-	-	-	-	42	-	-	-	-	-	-	-	-	SALEABLE		345750003	
											-	-	-	31	-	29	28	27	26	25	-	-	22	-					
											-																		
MX123 CONN ASSY 49 CKT BLK OPT9 KEY A/23	345769303	C-HSG-A9	G-CAP-9-P	TPA-A9	RS	LS	MAL	CPA	MSEAL	RSEAL	-	47	-	45	44	-	-	41	-	-	-	-	37	36	-	SALEABLE		345750003	
											-	33	-	-	30	-	-	-	-	-	-	-	22	-					
											-																		
MX123 CONN ASSY 49 CKT BLU OPT9 KEY C/31	345769313	C-HSG-C9	G-CAP-9-P	TPA-C9	RS	LS	MAL	CPA	MSEAL	RSEAL	48	-	46	-	-	43	42	41	-	-	-	-	-	35	SALEABLE		345750003		
											-	33	-	31	-	29	-	-	26	25	-	-	22	-					
											-																		
MX123 CONN ASSY 49 CKT BLK OPT0 KEY A/46	345769323	C-HSG-A0	G-CAP-0-P	TPA-A0	RS	LS	MAL	CPA	MSEAL	RSEAL	-	-	-	-	-	-	-	-	-	-	-	-	-	-	-	SALEABLE		345750003	
											-																		
											-																		
MX123 CONN ASSY 49 CKT BLK OPT9 KEY A/30	345769363	C-HSG-A9	G-CAP-9-P	TPA-A9	RS	LS	MAL	CPA	MSEAL	RSEAL	-	-	-	-	-	-	42	41	-	-	38	-	-	35	SALEABLE		345750003		
											-	33	-	-	30	-	-	-	26	-	-	-	21	-					
											-																		
MX123 CONN ASSY 49 CKT BLK OPT0 KEY A/26	345769373	C-HSG-A0	G-CAP-0-P	TPA-A0	RS	LS	MAL	CPA	MSEAL	RSEAL	-	-	-	-	44	43	42	41	-	39	38	-	-	35	SALEABLE		345750003		
											-	-	-	-	30	29	28	27	26	-	-	-	21	-					
											-																		
MX123 CONN ASSY 49 CKT BLU OPT0 KEY C/32	345769383	C-HSG-C0	G-CAP-0-P	TPA-C0	RS	LS	MAL	CPA	MSEAL	RSEAL	-	-	46	-	-	43	42	-	-	-	-	-	-	35	SALEABLE		345750003		
											-	33	-	31	-	29	-	-	26	25	-	-	22	-					
											-																		
MX123 CONN ASSY 49 CKT BLK OPT9 KEY A/26	345769393	C-HSG-A9	G-CAP-9-P	TPA-A9	RS	LS	MAL	CPA	MSEAL	RSEAL	-	47	-	45	44	-	42	41	40	-	-	37	-	-	SALEABLE		345750003		
											-	33	-	-	30	-	28	-	26	-	-	-	22	-					
											-																		
MX123 CONN ASSY 49 CKT BLK OPT9 KEY A/31	345769403	C-HSG-A9	G-CAP-9-P	TPA-A9	RS	LS	MAL	CPA	MSEAL	RSEAL	-	-	-	-	-	-	42	41	-	39	-	-	-	35	SALEABLE		345750003		
											-	33	-	-	30	-	28	27	26	-	-	-	21	-					
											-																		
MX123 CONN ASSY 49 CKT BLU OPT0 KEY C/32	345769453	C-HSG-C0	G-CAP-0-P	TPA-C0	RS	LS	MAL	CPA	MSEAL	RSEAL	-	-	46	-	-	43	-	-	-	-	-	-	-	35	SALEABLE		345750003		
											-	33	-	31	-	29	-	-	26	25	-	23	-	-					
											-																		
MX123 CONN ASSY 49 CKT BLK OPT9 KEY A/30	345769463	C-HSG-A9	G-CAP-9-P	TPA-A9	RS	LS	MAL	CPA	MSEAL	RSEAL	-	-	-	-	-	-	42	41	-	39	38	-	-	35	SALEABLE		345750003		
											-	33	-	-	30	-	-	-	26	-	-	-	21	-					
											-																		

ASSEMBLY DESCRIPTION	ASSEMBLY PART NUMBER	CONNECTOR HOUSING	GROMMET CAP	TPA	RIGHT SLIDE	LEFT SLIDE	MATE ASSIST LEVER	CPA	MAT SEAL	RING SEAL	BLOCKED TERMINALS												STATUS	COMMENTS	INTEGRAL COMPONENTS SOLD SEPARATELY DRESS COVER		
											CAVITY WITH A NUMBER INDICATES BLOCKED TERMINAL POSITION																
											CAVITY WITHOUT A NUMBER INDICATES OPEN TERMINAL POSITION																
MX123 CONN ASSY 49 CKT BLK OPT0 KEY A/27	345769493	C-HSG-A0	G-CAP-0-P	TPA-A0	RS	LS	MAL	CPA	MSEAL	RSEAL	-	-	-	-	44	43	42	41	-	39	38	-	-	35	SALEABLE		345750003
											-	-	-	-	30	-	28	27	26	-	-	-	-	21			
											-				-	-	18	17	-	-	14	13	-	11			
											-				-	-	8	7	6	-	4	3	-	-			
MX123 CONN ASSY 49 CKT BLK OPT0 KEY A/29	345769513	C-HSG-A0	G-CAP-0-P	TPA-A0	RS	LS	MAL	CPA	MSEAL	RSEAL	-	47	-	45	44	-	-	-	40	-	-	37	36	-	SALEABLE		345750003
											-	33	-	-	30	-	-	27	26	-	-	-	22	-			
											-				-	-	18	17	-	-	14	13	12	-			
											-				-	-	8	-	-	5	4	3	-	-			
MX123 CONN ASSY 49 CKT BLU OPT0 KEY C/30	345769523	C-HSG-C0	G-CAP-0-P	TPA-C0	RS	LS	MAL	CPA	MSEAL	RSEAL	-	-	46	-	-	43	42	-	-	-	-	-	-	35	SALEABLE		345750003
											-	33	-	31	-	29	28	27	26	25	-	-	22	-			
											-				20	19	-	-	16	-	-	-	-	-			
											-				10	-	8	-	-	-	4	-	2	-			
MX123 CONN ASSY 49 CKT BLK OPT0 KEY A/29	345769543	C-HSG-A0	G-CAP-0-P	TPA-A0	RS	LS	MAL	CPA	MSEAL	RSEAL	-	-	-	-	-	-	42	41	-	-	38	-	-	35	SALEABLE		345750003
											-	33	-	-	30	29	-	-	26	-	-	-	-	21			
											-				-	-	18	17	-	15	14	13	-	11			
											-				-	-	8	7	6	-	4	3	-	-			



48 CKT 56 CKT 18 CKT

UNCHECKED cavity number(s) are OPEN													
56	55	54	53	52	51	50	49	48	47	46	45	44	43
<input type="checkbox"/>	<input type="checkbox"/>	<input type="checkbox"/>	<input type="checkbox"/>	<input type="checkbox"/>	<input type="checkbox"/>	<input type="checkbox"/>	<input checked="" type="checkbox"/>	<input checked="" type="checkbox"/>	<input checked="" type="checkbox"/>	<input checked="" type="checkbox"/>	<input type="checkbox"/>	<input checked="" type="checkbox"/>	<input checked="" type="checkbox"/>
42	41	40	39	38	37	36	35	34	33	32	31	30	29
<input type="checkbox"/>	<input type="checkbox"/>	<input type="checkbox"/>	<input type="checkbox"/>	<input checked="" type="checkbox"/>	<input checked="" type="checkbox"/>	<input checked="" type="checkbox"/>	<input type="checkbox"/>	<input type="checkbox"/>	<input type="checkbox"/>	<input checked="" type="checkbox"/>	<input checked="" type="checkbox"/>	<input checked="" type="checkbox"/>	<input checked="" type="checkbox"/>
28	27	26	25	24	23	22	21	20	19	18	17	16	15
<input type="checkbox"/>	<input type="checkbox"/>	<input checked="" type="checkbox"/>	<input checked="" type="checkbox"/>	<input checked="" type="checkbox"/>	<input checked="" type="checkbox"/>	<input checked="" type="checkbox"/>	<input checked="" type="checkbox"/>	<input checked="" type="checkbox"/>	<input checked="" type="checkbox"/>	<input type="checkbox"/>	<input type="checkbox"/>	<input type="checkbox"/>	<input checked="" type="checkbox"/>
14	13	12	11	10	9	8	7	6	5	4	3	2	1
<input type="checkbox"/>	<input type="checkbox"/>	<input checked="" type="checkbox"/>	<input checked="" type="checkbox"/>	<input checked="" type="checkbox"/>	<input checked="" type="checkbox"/>	<input checked="" type="checkbox"/>	<input checked="" type="checkbox"/>	<input checked="" type="checkbox"/>	<input checked="" type="checkbox"/>	<input checked="" type="checkbox"/>	<input type="checkbox"/>	<input type="checkbox"/>	<input checked="" type="checkbox"/>

FOR ADDITIONAL INFORMATION SEE SD-34576-001

STATUS	GM PART #	HRNS CONN ASSY			TPA		GROMMET CAP																
		MATERIAL/PART	WIRE DRESS OPTION	KEY OPTION ▽ Fp	COLOR OPTION ▽ Fp	NUMBERS INDICATE CAVITIES OPEN FOR CIRCUITS ▽ Fp																	
		NUMBER																					
SALEABLE	12672838	34576-0103	0	A	BLACK																		
CONCEPT ONLY	12672840	34576-0203	0	B	ST GRY	48	47	46	45	44	43	42	41	40	39	38	37	36	35				
SALEABLE	12672842	34576-0303	0	C	BLUE	34	33	32	31	30	29	28	27	26	25	24	23	22	21				
CONCEPT ONLY	TBD	34576-0403	0	D	BROWN	49					20	19	18	17	16	15	14	13	12	11			
CONCEPT ONLY	TBD	34576-0503	0	E	GREEN						10	9	8	7	6	5	4	3	2	1			
CONCEPT ONLY	TBD	34576-0603	0	F	NATURAL																		
SALEABLE	12672848	34576-0703	0	G	BLUE																		
SALEABLE	12672846	34576-0803	0	H	ST GRY	56	55	54	53	52	51	50	49	48	47	46	45	44	43				
TOOL DES. REL.	12672844	34576-0903	0	J	BLACK	42	41	40	39	38	37	36	35	34	33	32	31	30	29				
TOOL DES. REL.	TBD	34576-1003	0	K	BROWN	28	27	26	25	24	23	22	21	20	19	18	17	16	15				
TOOL DES. REL.	TBD	34576-1103	0	L	GREEN	14	13	12	11	10	9	8	7	6	5	4	3	2	1				
TOOL DES. REL.	TBD	34576-1203	0	M	NATURAL																		
SALEABLE	12672839	34576-1303	9	A	BLACK																		
CONCEPT ONLY	12672841	34576-1403	9	B	ST GRY	48	47	46	45	44	43	42	41	40	39	38	37	36	35				
SALEABLE	12672843	34576-1503	9	C	BLUE	34	33	32	31	30	29	28	27	26	25	24	23	22	21				
CONCEPT ONLY	TBD	34576-1603	9	D	BROWN	49					20	19	18	17	16	15	14	13	12	11			
CONCEPT ONLY	TBD	34576-1703	9	E	GREEN						10	9	8	7	6	5	4	3	2	1			
CONCEPT ONLY	TBD	34576-1803	9	F	NATURAL																		
SALEABLE	12672849	34576-1903	9	G	BLUE																		



MX123 18/28/42/49/56-WAY RECEPTACLE ASSY SEALED PIN OUT SHEET

STATUS	GM PART #	HRNS CONN ASSY			GROMMET CAP																
		MATERIAL/PART	WIRE DRESS OPTION	KEY OPTION ▽ Fp	COLOR OPTION ▽ Fp	NUMBERS INDICATE CAVITIES OPEN FOR CIRCUITS ▽ Fp															
		NUMBER																			
TOOL DES. REL.	12672847	34576-2003	9	H	ST GRY	56	55	54	53	52	51	50	49	48	47	46	45	44	43		
TOOL DES. REL.	12672845	34576-2103	9	J	BLACK	42	41	40	39	38	37	36	35	34	33	32	31	30	29		
TOOL DES. REL.	TBD	34576-2203	9	K	BROWN	28	27	26	25	24	23	22	21	20	19	18	17	16	15		
TOOL DES. REL.	TBD	34576-2303	9	L	GREEN	14	13	12	11	10	9	8	7	6	5	4	3	2	1		
TOOL DES. REL.	TBD	34576-2403	9	M	NATURAL																
SALEABLE	12672834	34851-0007	0	G	BLUE																
SALEABLE	12672836	34851-0008	0	H	ST GRY								17	16	15	14					
													13	12	11	10			1		
													9	8	7	6					
													5	4	3	2					
SALEABLE	12672835	34851-0019	9	G	BLUE																
SALEABLE	12672837	34851-0020	9	H	ST GRY								17	16	15	14					
													13	12	11	10			1		
													9	8	7	6					
													5	4	3	2					
CONCEPT ONLY		160095-0001	0	A	BLACK																
CONCEPT ONLY		160095-0002	0	B	ST GRY								26	25	24	23	22	21			
CONCEPT ONLY		160095-0003	0	C	BLUE								20	19	18	17	16	15	1		
													14	13	12	11	10	9			
													8	7	6	5	4	3	2		
CONCEPT ONLY		160095-0013	9	A	BLACK																
CONCEPT ONLY		160095-0014	9	B	ST GRY								21	22	23	24	25	26			
CONCEPT ONLY		160095-0015	9	C	BLUE								15	16	17	18	19	20	27		
													9	10	11	12	13	14			
													3	4	5	6	7	8	28		
CONCEPT ONLY		160051-0001	0	A	BLACK																
CONCEPT ONLY		160051-0003	0	C			1	2	3	4	5	6	7	8	9	10					
							11	12	13	14	15	16	17	18	19	20					
													21	22	23	24	25	26	27		
													31	32	33	34	35	36	37		
																			28		
																			29		
																			30		
																			39		
																			40		
CONCEPT ONLY		160051-0013	9	A	BLACK																



MX123 18/28/42/49/56-WAY RECEPTACLE ASSY SEALED PIN OUT SHEET

STATUS	GM PART #	HRNS CONN ASSY			TPA GROMMET CAP														
		MATERIAL/PART	WIRE DRESS OPTION	KEY OPTION ▽ Fp	COLOR OPTION ▽ Fp	NUMBERS INDICATE CAVITIES OPEN FOR CIRCUITS ▽ Fp													
		NUMBER				40	39	38	37	36	35	34	33	32	31	41			
CONCEPT ONLY		160051-0015	9	C	BLUE	40	39	38	37	36	35	34	33	32	31	41			
						30	29	28	27	26	25	24	23	22	21				
						42				20	19	18	17	16	15	14	13	12	11
						10	9	8	7	6	5	4	3	2	1				
SALEABLE	NOT APPLICABLE	34576-2503	0	G	BLUE	56	55	54	53				49	48	47			44	
								40			37	36	35	34	33				
													20	19	18				
							13	12			9		7	6				2	
SALEABLE	NOT APPLICABLE	34576-2603	0	G	BLUE	56	55	54	53				49	48	47			44	
								40			37	36	35	34	33				
													20	19	18				
							13	12			9		7	6					
SALEABLE	NOT APPLICABLE	34576-2703	0	G	BLUE														
SALEABLE	NOT APPLICABLE	34576-2803	0	G	BLUE		55	54	53				49	48	47			44	
								40			37	36	35	34	33				
								26					20	19	18				
							13	12			9		7						
SALEABLE	NOT APPLICABLE	34576-2903	0	G	BLUE	56	55		53				49	48	47	46	45	44	
								40	39		37	36	35	34	33			30	
									25				20	19	18				
							13	12			9		7						
SALEABLE	NOT APPLICABLE	34576-3003	0	G	BLUE	56	55	54	53				49	48	47			44	
								40			37	36	35	34	33				29
													20	19	18			16	15
							13	12			9		7	6				2	
SALEABLE	NOT APPLICABLE	34576-3103	0	G	BLUE	56	55	54	53				49	48	47	46	45	44	
								40	39		37	36	35	34	33				
													20	19	18				
							13	12			9		7						
SALEABLE	NOT APPLICABLE	34576-3203	0	G	BLUE		55	54	53				49	48	47	46		44	
								40			37	36	35	34	33	32	31		
								26					20	19	18				
							13	12			9		7						



MX123 18/28/42/49/56-WAY RECEPTACLE ASSY SEALED PIN OUT SHEET

STATUS	GM PART #	HRNS CONN ASSY			TPA GROMMET CAP																	
		MATERIAL/PART	WIRE DRESS OPTION	KEY OPTION ▽ Fp	COLOR OPTION ▽ Fp	NUMBERS INDICATE CAVITIES OPEN FOR CIRCUITS ▽ Fp																
		NUMBER				56	55	54					49	48	47			44				
SALEABLE	NOT APPLICABLE	34576-3303	0	G	BLUE																	
SALEABLE	NOT APPLICABLE	34576-3403	0	G	BLUE																	
SALEABLE	NOT APPLICABLE	34576-3503	0	G	BLUE																	
SALEABLE	NOT APPLICABLE	34576-3603	0	G	BLUE																	
SALEABLE	NOT APPLICABLE	34576-3703	0	G	BLUE																	
SALEABLE	NOT APPLICABLE	34576-3803	0	G	BLUE																	
SALEABLE	NOT APPLICABLE	34576-3903	0	G	BLUE																	
SALEABLE	NOT APPLICABLE	34576-4003	0	G	BLUE																	
SALEABLE	NOT APPLICABLE	34576-4103	0	G	BLUE																	



MX123 18/28/42/49/56-WAY RECEPTACLE ASSY SEALED PIN OUT SHEET

STATUS	GM PART #	HRNS CONN ASSY			TPA GROMMET CAP																	
		MATERIAL/PART	WIRE DRESS OPTION	KEY OPTION Fp	COLOR OPTION Fp	NUMBERS INDICATE CAVITIES OPEN FOR CIRCUITS Fp																
		NUMBER				56	55	54	53				49	48	47		45	44				
SALEABLE	NOT APPLICABLE	34576-4203	0	G	BLUE			40	39		37	36	35	34	33		20	19	18			
							13	12			9		7									
SALEABLE	NOT APPLICABLE	34576-4303	0	G	BLUE	56	55	54	53		51		49	48	47		45	44				
							41	40		38	37	36	35	34	33							30
								26	25	24		22	21	20	19		17					
							13	12			9		7			4	3					1
SALEABLE	NOT APPLICABLE	34576-4403	0	G	BLUE	56	55	54	53				49	48	47	46		44				
								40	39		37	36	35	34	33	32	31	30				29
									25				20	19	18		16					
								12			9		7									
SALEABLE	NOT APPLICABLE	34576-4503	0	G	BLUE	56	55		53				49	48	47	46		44				
								40	39		37	36	35	34	33	32	31	30				
									25	24		22	21	20	19	18		16				
							13	12			9		7			4		2	1			
SALEABLE	NOT APPLICABLE	34576-4603	0	G	BLUE	56	55	54	53				49	48	47	46		44				
								40	39		37	36	35	34	33	32	31	30				29
									25				20	19	18		16					
							13	12			9		7									
SALEABLE	NOT APPLICABLE	34576-4703	0	G	BLUE	56	55		53		51		49	48	47		44					
								40	39		37	36	35	34	33		30					
									25			22	21	20	19	18		16	15			
							13	12			9		7			4		2	1			
SALEABLE	NOT APPLICABLE	34576-4803	0	G	BLUE		55		53		51		49	48	47		44					
								40	39		37	36	35	34	33							29
								26					20	19	18		16	15				
							13	12			9		7			4		2				
TOOL DES. REL.	NOT APPLICABLE	34576-4903	9	G	BLUE		55	54	53				49	48	47	46		44				
								40			37	36	35	34	33	32	31					
								26					20	19	18							
							13	12			9		7									
SALEABLE	NOT APPLICABLE	34576-5003	0	G	BLUE		55	54	53				49	48	47		45	44				
								40			37	36	35	34	33							
								26					20	19	18							
							13	12			9		7									

STATUS	GM PART #	HRNS CONN ASSY			TPA GROMMET CAP																	
		MATERIAL/PART	WIRE DRESS OPTION	KEY OPTION ▽ Fp	COLOR OPTION ▽ Fp	NUMBERS INDICATE CAVITIES OPEN FOR CIRCUITS ▽ Fp																
		NUMBER																				
SALEABLE	NOT APPLICABLE	34576-5103	0	G	BLUE		55		53		51		49	48	47			44				
								40		37	36	35	34	33						16	15	29
							13	12		9		7		20	19	18			4		2	
SALEABLE	NOT APPLICABLE	34576-5203	0	G	BLUE	56	55	54	53				49	48	47			44				
								40	39		37	36	35	34	33							29
							13	12			9		7		20	19	18					
TOOL DES. REL.	NOT APPLICABLE	34576-5303	9	G	BLUE																	
SALEABLE	NOT APPLICABLE	34576-5403	0	G	BLUE		55		53		51		49	48	47			44				
								40	39		37	36	35	34	33					30		
								26	25			22	21	20	19	18				16		
SALEABLE	NOT APPLICABLE	34576-5503	0	G	BLUE		13	12			9		7			4		2	1			
						56	55		53		51		49	48	47			44				
								40	39		37	36	35	34	33				30			
SALEABLE	NOT APPLICABLE	34576-5603	0	G	BLUE				25			22	21	20	19	18		16				
							13	12			9		7		4		2	1				
						56	55		53			49	48	47	46		44					
SALEABLE	NOT APPLICABLE	34576-5703	0	G	BLUE			40	39		37	36	35	34	33	32	31	30				
								26	25			22	21	20	19	18		16				
							13	12			9		7			4		2	1			
SALEABLE	NOT APPLICABLE	34576-5803	0	G	BLUE		55		53				49	48	47	46	45	44				
								40	39		37	36	35	34	33							
								26	25					20	19	18						
SALEABLE	NOT APPLICABLE	34576-5903	0	G	BLUE		13	12			9		7									
						56			53	52					47		45		43			
							41	40	39	38				34	33		31	30	29			
	28	27	26	25	24			20	19	18		16										
		13	12	11	10									3	2							



MX123 18/28/42/49/56-WAY RECEPTACLE ASSY SEALED PIN OUT SHEET

STATUS	GM PART #	HRNS CONN ASSY			TPA GROMMET CAP															
		MATERIAL/PART	WIRE DRESS OPTION	KEY OPTION ▽ Fp	COLOR OPTION ▽ Fp	NUMBERS INDICATE CAVITIES OPEN FOR CIRCUITS ▽ Fp														
		NUMBER				56			53	52		50			47		45		43	
SALEABLE	NOT APPLICABLE	34576-6003	0	G	BLUE															
								40	39	38				34	33		31	30	29	
						28	27	26	25	24				20	19	18		16		
						14	13	12	11	10						5	4	3	2	
SALEABLE	NOT APPLICABLE	34576-6103	0	G	BLUE	56	55	54	53		51		49	48	47				44	
								40	39		37	36	35	34	33					29
															20	19	18		16	15
							13	12			9		7				4		2	
SALEABLE	NOT APPLICABLE	34576-6203	0	G	BLUE		55	54	53				49	48	47	46	45	44		
								40	39		37	36	35	34	33					
								26							20	19	18			
							13	12			9		7							
SALEABLE	NOT APPLICABLE	34576-6303	0	G	BLUE		55	54	53		51		49	48	47				44	
								40	39		37	36	35	34	33				29	
								26							20	19	18		16	15
							13	12			9		7				4		2	
SALEABLE	NOT APPLICABLE	34576-6403	0	G	BLUE		55	54					49	48	47				44	
							41	40			37	36	35	34	33					
															20	19	18			
							13	12			9	8	7					3		
SALEABLE	NOT APPLICABLE	34576-6503	0	G	BLUE			54						47	46	45			43	
							41	40	39	38	37				33	32	31	30	29	
						28	27	26	25	24	23			20	19	18		16		
							13	12	11	10	9							3	2	
SALEABLE	NOT APPLICABLE	34576-6603	0	G	BLUE			54						47	46	45			43	
							41	40	39	38	37			34	33	32	31	30	29	
						28	27	26	25	24	23			20	19	18		16		
							13	12	11	10	9							3	2	
SALEABLE	NOT APPLICABLE	34576-6703	0	G	BLUE					52	51			48		46	45		43	
							41	40	39	38					33	32	31	30	29	
						28		26	25	24				20	19	18		16	15	
							13	12	11	10								3	2	1
SALEABLE	NOT APPLICABLE	34576-6803	0	G	BLUE					52				48		46	45		43	
							41	40	39	38					33	32	31	30	29	
						28		26	25	24				20	19	18		16	15	
							13	12	11	10								3	2	1






MX123 18/28/42/49/56-WAY RECEPTACLE ASSY SEALED PIN OUT SHEET

STATUS	GM PART #	HRNS CONN ASSY			TPA GROMMET CAP																	
		MATERIAL/PART	WIRE DRESS OPTION	KEY OPTION ▽ Fp	COLOR OPTION ▽ Fp	NUMBERS INDICATE CAVITIES OPEN FOR CIRCUITS ▽ Fp																
		NUMBER				56	55	54	53		51	50	49		47			44				
SALEABLE	NOT APPLICABLE	34576-6813	0	G	BLUE																	
SALEABLE	NOT APPLICABLE	34576-6823	0	G	BLUE																	
SALEABLE	NOT APPLICABLE	34576-6833	0	G	BLUE																	
SALEABLE	NOT APPLICABLE	34576-6843	0	G	BLUE																	
SALEABLE	NOT APPLICABLE	34576-6853	0	G	BLUE																	
SALEABLE	NOT APPLICABLE	34576-6863	0	G	BLUE																	
SALEABLE	NOT APPLICABLE	34576-6873	0	G	BLUE																	
SALEABLE	NOT APPLICABLE	34576-6883	0	G	BLUE																	
SALEABLE	NOT APPLICABLE	34576-6893	0	G	BLUE																	



MX123 18/28/42/49/56-WAY RECEPTACLE ASSY SEALED PIN OUT SHEET

STATUS	GM PART #	HRNS CONN ASSY			TPA GROMMET CAP																	
		MATERIAL/PART	WIRE DRESS OPTION	KEY OPTION ▽ Fp	COLOR OPTION ▽ Fp	NUMBERS INDICATE CAVITIES OPEN FOR CIRCUITS ▽ Fp																
		NUMBER																				
SALEABLE	NOT APPLICABLE	34576-6913	9	G	BLUE			54	53							47	46	45		43		
							41	40		38						33	32	31	30	29		
						28	27	26	25	24				20	19	18				3	2	
SALEABLE	NOT APPLICABLE	34576-6923	9	G	BLUE			54	53							47	46	45		43		
							41	40	39	38						33	32	31	30	29		
						28	27	26	25	24	23			20	19	18				3	2	
TOOL DES. REL.	NOT APPLICABLE	34851-0025	0	G	BLUE	18											1					
TOOL DES. REL.	NOT APPLICABLE	34851-0026	0	H	ST GRY	18											1					
SALEABLE	NOT APPLICABLE	34576-6933	0	G	BLUE		55	54	53					49	48	47	46	45	44			
								40				37	36	35	34	33						
								26							20	19	18					
SALEABLE	NOT APPLICABLE	34576-6943	0	G	BLUE			54	53							47	46	45		43		
							41	40		38						33	32	31	30	29		
						28	27	26	25	24				20	19	18				3	2	
SALEABLE	NOT APPLICABLE	34576-6953	0	G	BLUE			54	53							47	46	45		43		
							41	40	39	38						33	32	31	30	29		
						28	27	26	25	24	23			20	19	18				3	2	
SALEABLE	NOT APPLICABLE	34576-6963	0	G	BLUE		56	54	53	52						47	46	45		43		
							41	40	39	38					34	33	32	31	30	29		
						28	27	26	25	24	23			20	19	18				3	2	
SALEABLE	NOT APPLICABLE	34576-6973	0	G	BLUE		56			52	51	50								43		
							42	41		39	38							32	31	30	29	
						28	27		25	24	23	22	21					17	16	15		
	14			11	10			8			6	5	4	3	2	1						

STATUS	GM PART #	HRNS CONN ASSY			TPA GROMMET CAP																		
		MATERIAL/PART	WIRE DRESS OPTION	KEY OPTION 	COLOR OPTION 	NUMBERS INDICATE CAVITIES OPEN FOR CIRCUITS 																	
		NUMBER																					
SALEABLE	NOT APPLICABLE	34576-6983	0	G	BLUE			54	53								46		44				
								40	39	38	37	36				32	31	30					
									25	24	23	22	21	20	19								
									11	10	9	8	7	6	5	4						2	
SALEABLE	NOT APPLICABLE	34576-6993	0	G	BLUE	56	55	54	53	52	51					47	46	45		43			
							41	40		38					33	32	31	30	29				
						28	27	26	25	24					20	19	18				16		
							13	12	11	10			8								3	2	
SALEABLE	NOT APPLICABLE	34576-7003	0	G	BLUE	56	55	54		52	51					47	46	45		43			
							41	40		38					33	32	31	30	29				
						28	27	26	25	24					20	19	18				16		
							13	12	11	10			8								3	2	
SALEABLE	NOT APPLICABLE	34576-7013	0	G	BLUE	56	55	54	53	52	51					47	46	45		43			
							41	40		38					34	33	32	31	30	29			
						28	27	26	25	24					20	19	18				16		
							13	12	11	10			8								3	2	
SALEABLE	NOT APPLICABLE	34576-7023	0	G	BLUE	56	55	54		52	51					47	46	45		43			
							41	40		38					34	33	32	31	30	29			
						28	27	26	25	24					20	19	18				16		
							13	12	11	10			8								3	2	
SALEABLE	NOT APPLICABLE	34576-7033	0	G	BLUE	56		54	53	52						47	46	45		43			
							41	40		38					33	32	31	30	29				
						28	27	26	25	24					20	19	18				16		
							13	12	11	10			8								3	2	
SALEABLE	NOT APPLICABLE	34576-7043	0	G	BLUE	56		54		52						47	46	45		43			
							41	40		38					33	32	31	30	29				
						28	27	26	25	24					20	19	18				16		
							13	12	11	10			8								3	2	
SALEABLE	NOT APPLICABLE	34576-7053	0	G	BLUE	56		54	53	52						47	46	45		43			
							41	40		38					34	33	32	31	30	29			
						28	27	26	25	24					20	19	18				16		
							13	12	11	10			8								3	2	
SALEABLE	NOT APPLICABLE	34576-7063	0	G	BLUE	56		54		52						47	46	45		43			
							41	40		38					34	33	32	31	30	29			
						28	27	26	25	24					20	19	18				16		
							13	12	11	10			8								3	2	



MX123 18/28/42/49/56-WAY RECEPTACLE ASSY SEALED PIN OUT SHEET

STATUS	GM PART #	HRNS CONN ASSY			TPA GROMMET CAP															
		MATERIAL/PART	WIRE DRESS OPTION	KEY OPTION ▽ Fp	COLOR OPTION ▽ Fp	NUMBERS INDICATE CAVITIES OPEN FOR CIRCUITS ▽ Fp														
		NUMBER																		
SALEABLE	NOT APPLICABLE	34576-7073	0	G	BLUE			54	53	52					47	46	45		43	
							41	40		38					33	32	31	30	29	
						28	27	26	25	24				20	19	18		16		
							13	12	11	10		8						3	2	
SALEABLE	NOT APPLICABLE	34576-7083	0	G	BLUE			54	53	52					47	46	45		43	
							41	40		38				34	33	32	31	30	29	
						28	27	26	25	24				20	19	18		16		
							13	12	11	10		8						3	2	
SALEABLE	NOT APPLICABLE	34576-7093	0	G	BLUE			54	53						47	46	45		43	
							41	40		38					33	32	31	30	29	
						28	27	26	25	24				20	19	18		16		
							13	12	11	10		8						3	2	
SALEABLE	NOT APPLICABLE	34576-7103	0	G	BLUE	56	55			52	51	50	49	48	47		45		43	
						42	41						35	34	33				29	
						28	27	26									18	17	16	15
						14	13	12										3		1
SALEABLE	NOT APPLICABLE	34576-7113	0	G	BLUE			54							47	46	45		43	
							41	40		38					33	32	31	30	29	
						28	27	26	25	24				20	19	18		16		
							13	12	11	10		8						3	2	
SALEABLE	NOT APPLICABLE	34576-7123	0	G	BLUE	56	55			52	51	50	49	48	47		45		43	
						42	41						35	34	33				29	
						28	27	26									18		16	15
						14	13	12										3		1
SALEABLE	NOT APPLICABLE	34576-7133	9	G	BLUE	56		54	53	52					47	46	45		43	
							41	40	39	38					34	33	32	31	30	29
						28	27	26	25	24	23			20	19	18		16		
							13	12	11	10	9	8						3	2	
SALEABLE	NOT APPLICABLE	34576-7143	9	G	BLUE	56	55	54	53	52	51				47	46	45		43	
							41	40		38				34	33	32	31	30	29	
						28	27	26	25	24				20	19	18		16		
							13	12	11	10		8						3	2	
SALEABLE	NOT APPLICABLE	34576-7153	9	G	BLUE	56		54	53	52			49		47	46	45		43	
							41	40	39	38				34	33	32	31	30	29	
						28	27	26	25	24	23			20	19	18		16		
							13	12	11	10	9	8						3	2	



MX123 18/28/42/49/56-WAY RECEPTACLE ASSY SEALED PIN OUT SHEET

STATUS	GM PART #	HRNS CONN ASSY			TPA GROMMET CAP																		
		MATERIAL/PART	WIRE DRESS OPTION	KEY OPTION ▽ Fp	COLOR OPTION ▽ Fp	NUMBERS INDICATE CAVITIES OPEN FOR CIRCUITS ▽ Fp																	
		NUMBER																					
SALEABLE	NOT APPLICABLE	34576-7163	0	G	BLUE				53				49		47	46	45	44					
								40			37	36	35		33								
								26						20	19	18							
SALEABLE	NOT APPLICABLE	34576-7173	9	G	BLUE			13	12			9		7									
						55				52	51			48		46	45					43	
						41	40			38					33	32	31	30	29				
SALEABLE	NOT APPLICABLE	34576-7183	0	G	BLUE	28		26		24				20	19	18		16	15				
							13	12		10									3	2	1		
						56	55			53				49	48	47	46		44				
SALEABLE	NOT APPLICABLE	34576-7193	9	G	BLUE			40	39		37	36	35	34	33	32	31	30					
									25	24		22	21	20	19	18		16					
							13	12			9		7				4		2	1			
SALEABLE	NOT APPLICABLE	34576-7203	0	G	BLUE	56	55	54	53	52	51				47	46	45		43				
							41	40		38				34	33	32	31	30	29				
						28	27	26	25	24				20	19	18		16					
SALEABLE	NOT APPLICABLE	34576-7213	0	G	BLUE			13	12	11	10		8					3	2				
						56	55			52	51	50	49	48	47	46	45		43				
						42	41							35	34	33		31				29	
SALEABLE	NOT APPLICABLE	34576-7223	0	G	BLUE	28	27	26	25	24				21	20	19	18		16	15			
							14	13	12									4	3	2	1		
										54	53							47	46	45		43	
SALEABLE	NOT APPLICABLE	34576-7233	0	G	BLUE			41	40	39	38				34	33		31	30	29			
								28	27	26	25	24				21	20	19	18		16		
									13	12	11	10					6				3	2	
SALEABLE	NOT APPLICABLE	34576-7243	0	G	BLUE											46	45						
																33							
														21			18	17					
SALEABLE	NOT APPLICABLE	34576-7243	0	G	BLUE												3						
																47		45		43			
								41	40	39	38				34	33		31	30	29			
SALEABLE	NOT APPLICABLE	34576-7243	0	G	BLUE	28	27	26	25	24				20	19	18		16					
																				3	2		



MX123 18/28/42/49/56-WAY RECEPTACLE ASSY SEALED PIN OUT SHEET

STATUS	GM PART #	HRNS CONN ASSY			TPA																		
		MATERIAL/PART	WIRE DRESS OPTION	KEY OPTION ▽ Fp	COLOR OPTION ▽ Fp	NUMBERS INDICATE CAVITIES OPEN FOR CIRCUITS ▽ Fp																	
		NUMBER																					
SALEABLE	NOT APPLICABLE	34851-0027	0	G	BLUE	18										1							
											9			7	6								
											5			3	2								
SALEABLE	NOT APPLICABLE	34851-0028	0	H	ST GRY	18						17	16	15	14	1							
															10								
															6								
											5	4	3	2									
SALEABLE	NOT APPLICABLE	34576-7253	0	G	BLUE	56		54	53	52							47	46	45		43		
							41	40	39	38							33	32	31	30	29		
						28	27	26	25	24	23					20	19	18		16			
							13	12	11	10	9	8							3	2			
SALEABLE	NOT APPLICABLE	34576-7263	0	G	BLUE	56	55	54	53	52	51	50							45		43		
						42	41	40	39					35	34	33							
						28	27										18			16			
						14	13												3	2			
SALEABLE	NOT APPLICABLE	34576-7273	0	G	BLUE	56	55	54	53	52	51	50							45				
						42	41	40	39					35	34	33							
						28	27										18			16			
						14	13												3	2			
SALEABLE	NOT APPLICABLE	34576-7283	0	G	BLUE			54	53								47	46	45		43		
							41	40		38						34	33	32	31	30	29		
						28	27	26	25	24					20	19	18			16			
							13	12	11	10		8			6				3	2			
SALEABLE	NOT APPLICABLE	34576-7293	9	G	BLUE			54	53					49	48	47	46	45		43			
							41	40		38						33	32	31	30	29			
						28	27	26	25	24					20	19	18			16	15		
							13	12	11	10		8			6				3	2	1		
SALEABLE	NOT APPLICABLE	34576-7303	0	G	BLUE	56	55			52	51	50							45				
						42	41							35	34	33							
						28	27										18			16			
						14	13												3				
SALEABLE	NOT APPLICABLE	34576-7313	0	G	BLUE	56	55	54	53	52	51	50							45				
						42	41	40	39					35	34	33							
						28	27						23				18	17	16				
						14	13				9								3	2			



MX123 18/28/42/49/56-WAY RECEPTACLE ASSY SEALED PIN OUT SHEET

STATUS	GM PART #	HRNS CONN ASSY			TPA GROMMET CAP																		
		MATERIAL/PART	WIRE DRESS OPTION	KEY OPTION ▽ Fp	COLOR OPTION ▽ Fp	NUMBERS INDICATE CAVITIES OPEN FOR CIRCUITS ▽ Fp																	
		NUMBER				56	55	54	53	52	51	50					45						
SALEABLE	NOT APPLICABLE	34576-7323	0	G	BLUE	42	41	40	39							35	34	33					
						28	27					23							18			16	
						14	13					9									3		2
						56	55	54	53	52	51	50									45		
SALEABLE	NOT APPLICABLE	34576-7333	0	G	BLUE	42	41	40	39							35	34	33					
						28	27												18	17	16		
						14	13														3		2
						56	55	54	53	52	51	50									46	45	
SALEABLE	NOT APPLICABLE	34576-7343	0	G	BLUE	42	41										33						
						28	27								21			18	17	16			
						14	13														3		
						56			53	52		50							47	46	45		43
SALEABLE	NOT APPLICABLE	34576-7353	0	G	BLUE			40		38						34	33	32	31	30	29		
						28	27	26	25	24					20	19	18				16		
							13	12	11	10			8								3	2	
																			14				
SALEABLE	NOT APPLICABLE	34851-0029	9	G	BLUE	18								11	10	1							
												8	7										
												4	3	2									
															51	50		48	47	46	45		
SALEABLE	NOT APPLICABLE	34576-7363	0	H	ST. GRAY											34	33	32	31		29		
														21	20								
												9	8	7	6			4	3	2	1		
														52			48	47					43
SALEABLE	NOT APPLICABLE	34576-7373	9	G	BLUE			40			37	36			34					30			
										24					20							15	
						14										7							
SALEABLE	NOT APPLICABLE	34851-0030	0	H	ST. GRAY	18						17	16	15	14	1							
																	4	3	2				
SALEABLE	NOT APPLICABLE	34576-9113	0	A	BLACK																		
						49																	



MX123 18/28/42/49/56-WAY RECEPTACLE ASSY SEALED PIN OUT SHEET

STATUS	GM PART #	HRNS CONN ASSY			TPA GROMMET CAP														
		MATERIAL/PART	WIRE DRESS OPTION	KEY OPTION ▽ Fp	COLOR OPTION ▽ Fp	NUMBERS INDICATE CAVITIES OPEN FOR CIRCUITS ▽ Fp													
		NUMBER																	
SALEABLE	NOT APPLICABLE	34576-9123	0	C	BLUE														
						49													
SALEABLE	NOT APPLICABLE	34576-7383	9	G	BLUE	56	55	54	53				49	48	47		45	44	
								40	39			37	36	35	34	33			29
									25						20	19	18		16
							13	12				9		7	6				1
SALEABLE	NOT APPLICABLE	34576-7393	0	G	BLUE	56	55			52	51	50					46	45	44
						42	41												
													21		19	18			15
						14	13					8						3	
SALEABLE	NOT APPLICABLE	34576-7403	0	G	BLUE	56	55			52	51	50						45	
						42	41												
						28	27					22					18	17	16
						14	13					8						3	
SALEABLE	NOT APPLICABLE	34576-7413	0	G	BLUE			54	53				49	48	47	46		44	43
								40	39	38	37	36				32	31	30	29
								26	25	24	23		21	20	19		17		15
								12	11	10	9		7	6	5	4		2	1
SALEABLE	NOT APPLICABLE	34576-7423	0	G	BLUE			54	53				49	48	47	46		44	43
								40	39	38	37	36	35	34	33	32	31	30	29
								26	25	24	23		21	20	19		17		15
								12	11	10	9		7	6	5	4		2	1
SALEABLE	NOT APPLICABLE	34576-7433	0	G	BLUE			54	53				49	48	47	46		44	43
								40	39	38	37	36	35	34	33	32	31	30	29
								26	25	24	23		21	20	19				15
								12	11	10	9		7	6	5	4		2	1
SALEABLE	NOT APPLICABLE	34576-7443	0	G	BLUE			54	53				49	48	47		32	31	30
								40	39	38	37	36							29
								26	25	24	23			20			17		15
								12	11	10	9		7	6	5	4		2	1
SALEABLE	NOT APPLICABLE	34576-7453	9	G	BLUE					52				48	47		45		43
								40			37	36		34				30	
										24				20					15
						14							7						



MX123 18/28/42/49/56-WAY RECEPTACLE ASSY SEALED PIN OUT SHEET

STATUS	GM PART #	HRNS CONN ASSY			TPA GROMMET CAP																									
		MATERIAL/PART	WIRE DRESS OPTION	KEY OPTION ▽ Fp	COLOR OPTION ▽ Fp	NUMBERS INDICATE CAVITIES OPEN FOR CIRCUITS ▽ Fp																								
		NUMBER																												
SALEABLE	NOT APPLICABLE	34576-7463	9	G	BLUE														33		31									
SALEABLE	NOT APPLICABLE	34576-7473	9	G	BLUE	56	55	54	53													46		44						
						42	41		39	38														33	32	31			29	
						28	27	26	25																19	18	17	16		
							13	12	11	10	9	8													6	5	4	3	2	1
SALEABLE	NOT APPLICABLE	34576-7483	0	G	BLUE	56	55																							
						42	41																	35	34	33				
						28	27																							
						14	13																							
SALEABLE	NOT APPLICABLE	34576-7493	0	G	BLUE	56	55	54	53																					
						42	41	40	39																					
						28	27																							
						14	13																							
SALEABLE	NOT APPLICABLE	34576-7503	0	G	BLUE	56	55																							
						42	41																							
						28	27																							
						14	13																							
SALEABLE	NOT APPLICABLE	34576-7513	0	G	BLUE	56	55	54	53	52	51	50																		
						42	41	40	39	38																				
						28	27	26	25																					
						14	13	12	11	10	9	8																		
SALEABLE	NOT APPLICABLE	34576-7523	9	G	BLUE																									
SALEABLE	NOT APPLICABLE	34576-7533	9	G	BLUE	56		54	53	52																				
							41	40	39	38																				
						28	27	26	25	24	23																			
							13	12	11	10	9	8																		
SALEABLE	NOT APPLICABLE	34576-7543	9	G	BLUE	56		54	53	52																				
							41	40	39	38																				
						28	27	26	25	24	23																			
							13	12	11	10	9	8																		



MX123 18/28/42/49/56-WAY RECEPTACLE ASSY SEALED PIN OUT SHEET

STATUS	GM PART #	HRNS CONN ASSY			TPA GROMMET CAP															
		MATERIAL/PART	WIRE DRESS OPTION	KEY OPTION Fp	COLOR OPTION Fp	NUMBERS INDICATE CAVITIES OPEN FOR CIRCUITS Fp														
		NUMBER																		
SALEABLE	NOT APPLICABLE	34576-7553	0	A	BLACK	48		46		44	43			40	39	38			35	
						34	33	32	31		29			26	25	24	23			21
						49						8	7					3		1
SALEABLE	NOT APPLICABLE	34576-7563	0	C	BLUE	48	47	46	45	44			41	40	39	38	37	36		
						34	33	32		30						24	23		21	
						49						18	17	16	15	14	13	12		
SALEABLE	NOT APPLICABLE	34576-7573	0	G	BLUE					52	51	50					45	43		
												35	34	33	32					
						28	27	26								18				15
SALEABLE	NOT APPLICABLE	34576-7583	0	G	BLUE	14	13	12					7	6			3	1		
										52	51	50					45	43		
																32				15
SALEABLE	NOT APPLICABLE	34576-7593	0	G	BLUE	28	27	26					7	6			3	1		
						14	13	12								18			15	
										52	51	50					45	43		
SALEABLE	NOT APPLICABLE	34576-7603	0	G	BLUE					52	51	50					45	44	43	
						42	41				37	36	35	34	33	32			30	
						28	27	26		24		22		20	19				16	15
SALEABLE	NOT APPLICABLE	34576-7613	9	C	BLUE	14	13	12		10		8	7	6				1		
						48	47		45	44			41	40	39	38	37	36		
						34	33	32		30						24	23		21	
SALEABLE	NOT APPLICABLE	34576-7623	9	A	BLACK	49						18	17	16	15	14	13	12		
						48		46		44	43	42		40	39	38			35	
						34	33	32	31		29	28		26	25	24	23		21	
SALEABLE	NOT APPLICABLE	34576-7633	0	A	BLACK	49						8	7				3		1	
						48	47	46	45	44			41	40	39	38	37	36		
						34	33	32		30						24	23		21	
						10	9	8	7	6	5		3	2		1				



MX123 18/28/42/49/56-WAY RECEPTACLE ASSY SEALED PIN OUT SHEET

STATUS	GM PART #	HRNS CONN ASSY			TPA GROMMET CAP																	
		MATERIAL/PART	WIRE DRESS OPTION	KEY OPTION ▽ Fp	COLOR OPTION ▽ Fp	NUMBERS INDICATE CAVITIES OPEN FOR CIRCUITS ▽ Fp																
		NUMBER																				
SALEABLE	NOT APPLICABLE	34576-7643	0	G	BLUE	42	41												30	29		
						28		26			23			20				17				15
						14					9											
SALEABLE	NOT APPLICABLE	34576-7653	0	C	BLUE	48	47	46	45						40			38	37	36		
						34		32	31			29				25	24	23	22			
						49				20	19	18	17	16					12			
SALEABLE	NOT APPLICABLE	34576-7663	9	A	BLACK	48	47	46	45						40			38	37	36		
						34		32	31			29				25	24	23	22			
						49				20	19	18	17	16					12			
SALEABLE	NOT APPLICABLE	34576-7673	0	C	BLUE	48	47	46	45	44				41	40	39	38	37	36			
						34	33	32		30			28	27			24	23			21	
						49						18	17			15	14	13	12			
SALEABLE	NOT APPLICABLE	34576-7683	0	A	BLACK	48		46		44	43	42			39	38			35			
						34		32	31			29	28			25	24	23			21	
						49				20	19						14					11
SALEABLE	NOT APPLICABLE	34576-7693	0	G	BLUE					52	51	50					46	45	43			
																	32					
						28	27	26									18					15
SALEABLE	NOT APPLICABLE	34576-7703	0	G	BLUE	14	13	12					7	6				3	1			
										52	51	50				46	45				43	
														35	34	33	32					
SALEABLE	NOT APPLICABLE	34576-7713	0	G	BLUE	28	27	26								18			15			
						14	13	12					7	6			3			1		
										52	51	50				46	45					43
SALEABLE	NOT APPLICABLE	34576-7723	9	C	BLUE									35	34	33	32					
						28	27	26								18				15		
						14	13	12					7	6		4	3				1	
SALEABLE	NOT APPLICABLE	34576-7723	9	C	BLUE	48	47	46	45	44				41	40	39	38	37	36			
						34	33	32		30						24	23			21		
						49						18	17	16	15	14	13	12				
						10	9	8	7	6	5		3	2			1					



MX123 18/28/42/49/56-WAY RECEPTACLE ASSY SEALED PIN OUT SHEET

STATUS	GM PART #	HRNS CONN ASSY			TPA GROMMET CAP																
		MATERIAL/PART	WIRE DRESS OPTION	KEY OPTION Fp	COLOR OPTION Fp	NUMBERS INDICATE CAVITIES OPEN FOR CIRCUITS Fp															
		NUMBER																			
SALEABLE	NOT APPLICABLE	34576-7733	0	A	BLACK					44	43	42	41		39				35		
							33			30		28	27	26						21	
						49						18			15	14	13			11	
									8	7	6		4	3			1				
SALEABLE	NOT APPLICABLE	34576-7743	0	C	BLUE						43										
									31		29			26	25			22			
						49				20	19									11	
														4		2					
SALEABLE	NOT APPLICABLE	34576-7753	0	G	BLUE					52	51	50				46	45				
															33						
						28	27							21			18	17			
															3						
SALEABLE	NOT APPLICABLE	34576-7763	9	A	BLACK					44	43	42	41		39			35			
							33			30		28	27	26					21		
						49						18	17			14	13			11	
										8	7	6		4	3						
SALEABLE	NOT APPLICABLE	34576-7773	9	A	BLACK	48	47	46	45	44	43			40		38	37	36			
						34		32	31		29	28	27		25	24	23	22			
						49				20	19			16	15				12		
								10	9				5			2	1				
SALEABLE	NOT APPLICABLE	34851-0031	9	H	ST. GRAY	18						16	15		1						
												13	12								
												9	8	7	6						
										5											
SALEABLE	NOT APPLICABLE	34576-7783	9	C	BLUE	48	47	46	45	44			41	40	39	38	37	36			
						34	33	32		30			27			24	23		21		
						49						18	17		15	14	13	12			
								10	9	8	7	6	5		3	2	1				
SALEABLE	NOT APPLICABLE	34576-7793	9	A	BLACK	48	47	46	45					40		38	37	36			
						34		32	31						25	24	23	22			
						49				20	19	18	17	16	15				12		
								10	9				5			2	1				
SALEABLE	NOT APPLICABLE	34576-7803	0	G	BLUE			54	53				49	48	47		44	43			
								40	39	38	37	36	35	34		32	31	30	29		
								26	25	24	23	22		20	19				15		
										12	11	10	9	8	7	6	5	4		2	1



MX123 18/28/42/49/56-WAY RECEPTACLE ASSY SEALED PIN OUT SHEET

STATUS	GM PART #	HRNS CONN ASSY			TPA GROMMET CAP														
		MATERIAL/PART	WIRE DRESS OPTION	KEY OPTION Fp	COLOR OPTION Fp	NUMBERS INDICATE CAVITIES OPEN FOR CIRCUITS Fp													
		NUMBER																	
SALEABLE	NOT APPLICABLE	34576-7813	9	C	BLUE	48	47	46	45	44			41	40	39	38	37	36	
						34	33	32		30			27			24	23		21
						49				10	9	8	7		15	14	13	12	1
SALEABLE	NOT APPLICABLE	34576-7823	0	A	BLACK	48	47	46	45					40		38	37	36	
						34		32	31		29			25	24	23	22		
						49				20	19		17	16				12	
SALEABLE	NOT APPLICABLE	34576-7833	0	C	BLUE	48	47		45	44			41	40	39	38	37	36	35
						34		32		30		28			24			21	
						49					9	7	6	5		3		1	
SALEABLE	NOT APPLICABLE	34576-7843	9	A	BLACK	48	47	46	45	44	43			40		38	37	36	
						34		32	31		28	27		25	24	23	22		
						49				20	19	18	17	16	15			12	
SALEABLE	NOT APPLICABLE	34576-7853	0	C	BLUE	48	47	46	45	44		42	41	40	39	38	37	36	35
						34	33	32		30	29	28	27		24	23		21	
						49				20		18	17	16	15	14	13	12	
SALEABLE	NOT APPLICABLE	34576-7863	9	A	BLACK	48		46			43				39	38		36	35
						34	33		31		29		27		25	24	23		21
						49				20	19								11
SALEABLE	NOT APPLICABLE	34576-7873	9	C	BLUE	48	47	46	45	44	43		41	40	39	38	37	36	
						34	33	32		30			27		24	23		21	
						49					9	8	7	6	5		3		1
SALEABLE	NOT APPLICABLE	34576-7883	9	A	BLACK	48	47	46	45	44	43			40		37	36		
						34		32	31		29		27		25	24	23	22	
						49				20	19	18		16				12	
SALEABLE	NOT APPLICABLE	34576-7893	9	A	BLACK	48	47	46	45					40		38	37	36	
						34		32	31		29			25	24	23	22		
						49				20	19		17	16				2	



MX123 18/28/42/49/56-WAY RECEPTACLE ASSY SEALED PIN OUT SHEET

STATUS	GM PART #	HRNS CONN ASSY			TPA GROMMET CAP															
		MATERIAL/PART	WIRE DRESS OPTION	KEY OPTION Fp	COLOR OPTION Fp	NUMBERS INDICATE CAVITIES OPEN FOR CIRCUITS Fp														
		NUMBER																		
SALEABLE	NOT APPLICABLE	34576-7903	0	A	BLACK	48	47	46	45					40		38	37	36		
						34		32	31		29			25	24	23	22			
						49				20	19		17	16				12		
						10	9					5			2	1				
SALEABLE	NOT APPLICABLE	34576-7913	9	A	BLACK	48		46			43				39	38		36	35	
						34	33	32	31		29		27		25	24	23	22	21	
						49				20	19									11
						10	9		7	6							1			
SALEABLE	NOT APPLICABLE	34576-7923	0	A	BLACK	48	47	46	45	44	43			40		38	37	36		
						34		32	31		29	28	27		25	24	23	22		
						49				20	19	18	17	16	15				12	
						10	9			6	5				2	1				
SALEABLE	NOT APPLICABLE	34576-7933	0	C	BLUE															
						49				20		18	17	16		14	13	12		
													9	8	7	6			3	
SALEABLE	NOT APPLICABLE	34576-7943	0	A	BLACK	48	47	46	45					40		38	37	36		
						34		32	31		29				25	24	23	22		
						49				20	19			16	15				12	
						10	9				5			2	1					
SALEABLE	NOT APPLICABLE	34576-7953	0	G	BLUE					52	51	50				46	45			
																33				
						28	27	26					21				18	17		
						14	13	12						3						
SALEABLE	NOT APPLICABLE	34576-7963	9	A	BLACK	48		46			43				39	38		36	35	
						34	33	32	31		29		27		25	24	23		21	
						49				20	19									11
						10	9		7	6						1				
SALEABLE	NOT APPLICABLE	34576-7973	0	A	BLACK	48	47	46	45	44	43			40		38	37	36		
						34		32	31			28	27		25	24	23	22		
						49				20	19			16	15				12	
						10	9				5				2	1				
SALEABLE	NOT APPLICABLE	34576-7983	9	A	BLACK											38				
							33	32			29	28		26	25		23			
						49				20		18		16	15					
						10		8	7	6	5									



MX123 18/28/42/49/56-WAY RECEPTACLE ASSY SEALED PIN OUT SHEET

STATUS	GM PART #	HRNS CONN ASSY			TPA GROMMET CAP																
		MATERIAL/PART	WIRE DRESS OPTION	KEY OPTION ▽ Fp	COLOR OPTION ▽ Fp	NUMBERS INDICATE CAVITIES OPEN FOR CIRCUITS ▽ Fp															
		NUMBER																			
SALEABLE	NOT APPLICABLE	34576-7993	9	C	BLUE		47		45	44		42		40	39	38	37	36			
						34		32		30		28			15	14	13	12	11		
						49					9		7		5		3		1		
SALEABLE	NOT APPLICABLE	34576-8003	0	A	BLACK	48	47	46	45	44	43			40		38	37	36			
						34		32	31		29	28	27		25	24	23	22			
						49				20	19			16				12			
SALEABLE	NOT APPLICABLE	34576-8013	0	H	ST GRY			54	53	52	51					46	45	44	43		
								40	39	38	37	36	35	34	33						
								26	25												
SALEABLE	NOT APPLICABLE	34576-8023	9	A	BLACK	14	13	12	11			8	7	6	5			2	1		
						48	47	46	45					40			37	36			
						34		32	31		29				25	24	23	22			
SALEABLE	NOT APPLICABLE	34576-8033	9	A	BLACK	49				20	19	18		16				12			
										10	9			5			2	1			
							33	32			29	28		26	25		38		23		
SALEABLE	NOT APPLICABLE	34576-8043	9	C	BLUE	49				20		18	17	16	15						
										10		8	7	6	5	4		2			
							47		45	44				40	39	38	37	36			
SALEABLE	NOT APPLICABLE	34576-8053	0	A	BLACK	34		32		30		28				24	23		21		
						49					9		7		5		3		1		
						48	47	46	45	44	43			40		38	37	36			
SALEABLE	NOT APPLICABLE	34576-8063	9	A	BLACK	34		32	31		29	28	27		25	24	23	22			
						49				20	19	18		16	15			12			
										10	9				5		3	2	1		
SALEABLE	NOT APPLICABLE	34576-8073	0	C	BLUE	48	47	46	45	44			41	40	39	38	37	36			
						34	33	32		30		28				24	23	22	21		
						49				20		18	17	16		14	13	12			
					9	8	7	6			3										



MX123 18/28/42/49/56-WAY RECEPTACLE ASSY SEALED PIN OUT SHEET

STATUS	GM PART #	HRNS CONN ASSY			TPA GROMMET CAP																		
		MATERIAL/PART	WIRE DRESS OPTION	KEY OPTION Fp	COLOR OPTION Fp	NUMBERS INDICATE CAVITIES OPEN FOR CIRCUITS Fp																	
		NUMBER				56	55	54	53	52	51					46	45	44	43				
SALEABLE	NOT APPLICABLE	34576-8083	0	H	ST GRAY	56	55	54	53	52	51					46	45	44	43				
						42	41	40	39	38	37	36	35	34	33								
						28	27	26	25	24	23	22	21	20	19								
						14	13	12	11			8	7	6	5							2	1
SALEABLE	NOT APPLICABLE	34576-8093	0	H	ST GRAY			54	53	52	51					46	45	44	43				
								40	39	38	37	36	35	34	33								
						28	27	26	25	24	23												
						14	13	12	11			8	7	6	5							2	1
SALEABLE	NOT APPLICABLE	34576-8103	0	H	ST GRAY			54	53	52	51												
								40	39	38	37	36	35	34	33								
						28	27	26	25	24	23												
						14	13	12	11			8	7	6	5							2	1
SALEABLE	NOT APPLICABLE	34576-8113	0	A	BLACK	48	47	46	45	44	43			40		38	37	36					
						34		32	31		29	28	27		25	24	23	22					
						49				20	19	18	17	16	15						12		
										10	9				5							2	1
SALEABLE	NOT APPLICABLE	34576-8123	0	A	BLACK	48	47	46	45	44	43			40		38	37	36					
						34		32	31			28	27		25	24	23	22					
						49				20	19		17	16	15						12		
										10	9				5							2	1
SALEABLE	NOT APPLICABLE	34576-8133	0	A	BLACK	48		46		44	43	42		40	39	38			35				
						34	33	32	31		29	28		26	25	24	23			21			
						49											14					11	
												8	7								3		1
SALEABLE	NOT APPLICABLE	34576-8143	0	G	BLUE	56	55	54	53	52	51	50	49	48	47	46	45	44	43				
								40				36	35							31			
							27		25	24		22	21		19	18							
							13	12		10	9	8	7	6						3			
SALEABLE	NOT APPLICABLE	34576-9133	9	A	BLACK	48	47	46	45	44	43			40		38	37	36					
						34		32	31		29	28	27		25	24	23	22					
						49				20	19	18	17	16							12		
										10	9				5							2	1
SALEABLE	NOT APPLICABLE	34576-9143	9	C	BLUE		47		45	44				40	39	38	37	36					
						34		32		30				26	25	24	23				21		
						49						18	17		15	14	13	12					
										10	9			7	6	5				3			1

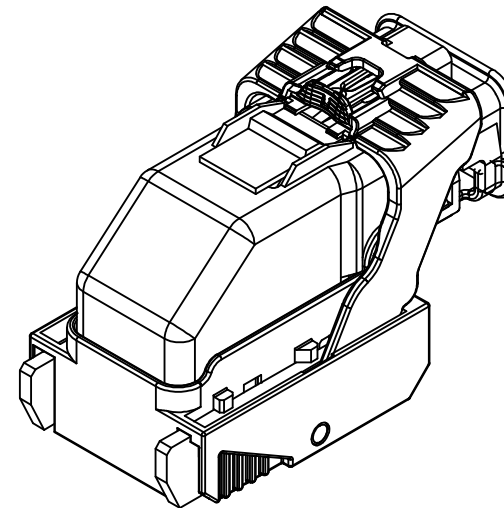


MX123 18/28/42/49/56-WAY RECEPTACLE ASSY SEALED PIN OUT SHEET

STATUS	GM PART #	HRNS CONN ASSY			TPA GROMMET CAP															
		MATERIAL/PART	WIRE DRESS OPTION	KEY OPTION ▽ Fp	COLOR OPTION ▽ Fp	NUMBERS INDICATE CAVITIES OPEN FOR CIRCUITS ▽ Fp														
		NUMBER																		
SALEABLE	NOT APPLICABLE	34576-9153	9	A	BLACK					44	43		41					37	36	
						34	33	32											22	
						49							18	17	16	15				
													8	7	6	5				

INDEX

	PAGE TITLE	PAGE
	TITLE BLOCK	1
L	PART BLOCK	2
	KPC BLOCK	3
	COMPONENT TABLE	4
K	NOTES	5
	NOTES	6
	WIRE DRESS PACKAGING DIMENSIONS	7
J	LOCATION AND PACKAGING DIMENSIONS REFERENCING INTERFACE DATUMS B & C	8
	LOCATION AND PACKAGING DIMENSIONS REFERENCING INTERFACE DATUM A	9
I	KEY ID REF - WIRE DRESS OPTION 0	10
	KEY ID REF - WIRE DRESS OPTION 9	11
	CIRCUIT CONFIGURATIONS	12
H	CIRCUIT CONFIGURATIONS	13
	COMPONENT CONNECTOR INTERFACE	14
	COMPONENT CONNECTOR INTERFACE	15
	COMPONENT CONNECTOR INTERFACE	16
G	COMPONENT CONNECTOR INTERFACE	17
	COMPONENT CONNECTOR INTERFACE	18
	COMPONENT CONNECTOR INTERFACE	19
F	COMPONENT CONNECTOR INTERFACE	20
	COMPONENT CONNECTOR INTERFACE	21
	ADDITIONAL COMPONENTS REQUIRED	22



MX123 HARNESS CONN - SEALED
18/49/56 CKTS

ENTER DESCRIPTION IEC NO: UAU2017-0870 DRAWN IN ITALIA 2017/03/27 CHKD: APPR:VKOSHY 2017/03/29 REV:	QUALITY SYMBOLS	GENERAL TOLERANCES (UNLESS SPECIFIED)	DIMENSION STYLE	SCALE	DESIGN UNITS	THIRD ANGLE PROJECTION
	▽=0	4 PLACES ±--- ±---	MM ONLY	1:1	METRIC	
	▽=0	3 PLACES ±--- ±---				
	▽=0	2 PLACES ±0.13 ±---				
		1 PLACE ±0.25 ±---				
		0 PLACE ±--- ±---				
		ANGULAR ± 1 °				
		DRAFT WHERE APPLICABLE MUST REMAIN WITHIN DIMENSIONS	SEE BOM TABLE			
			MATERIAL NO.	DOCUMENT NO.		SHEET NO.
				SD-34576-0001		1 OF 22
			THIS DRAWING CONTAINS INFORMATION THAT IS PROPRIETARY TO MOLEX INCORPORATED AND SHOULD NOT BE USED WITHOUT WRITTEN PERMISSION			

22	RD	A	C	001		0.000	YAZAKI: 7158-3114-90	2.8MM CAVITY PLUG
21	RD	A		001		0.000	PLUG-WRG HARN CONN MX0.64	
20	RD	A		001		0.000	TERM-AG 0.5MM/0.75MM ISO,MX64	
19	RD	A		001		0.000	TERM-AG 0.35MM ISO,MX64	
18	RD	A	C	006		0.009	WIRE HARNESS COVER	18/49/56 WAY
17	RD	A	2	001		0.041	HARN CONN ASM 56 CKT	KEY J OPTION 9
16	RD	A	2	001		0.041	HARN CONN ASM 56 CKT	KEY H OPTION 9
15	RD	A	2	001		0.041	HARN CONN ASM 56 CKT	KEY G OPTION 9
14	RD	A	2	001		0.041	HARN CONN ASM 56 CKT	KEY J OPTION 0
13	RD	A	2	001		0.041	HARN CONN ASM 56 CKT	KEY H OPTION 0
12	RD	A	2	001		0.041	HARN CONN ASM 56 CKT	KEY G OPTION 0
11	RD	A	2	001		0.040	HARN CONN ASM 49 CKT	KEY C OPTION 9
10	RD	A	2	001		0.040	HARN CONN ASM 49 CKT	KEY B OPTION 9
09	RD	A	2	001		0.040	HARN CONN ASM 49 CKT	KEY A OPTION 9
08	RD	A	2	001		0.040	HARN CONN ASM 49 CKT	KEY C OPTION 0
07	RD	A	2	001		0.040	HARN CONN ASM 49 CKT	KEY B OPTION 0
06	RD	A	2	001		0.040	HARN CONN ASM 49 CKT	KEY A OPTION 0
05	RD	A	2	001		0.044	HARN CONN ASM 18 CKT	KEY H OPTION 9
04	RD	A	2	001		0.044	HARN CONN ASM 18 CKT	KEY G OPTION 9
03	RD	A	2	001		0.044	HARN CONN ASM 18 CKT	KEY H OPTION 0
02	RD	A	2	001		0.044	HARN CONN ASM 18 CKT	KEY G OPTION 0
01	RD	A		001		1.285	HARNNESS CONN ASM-SEALED 18/49/56CKTS,MX123	
							DRAWING	
DWG ITM	DWG RLTN SHIP	D L S	ST	REV	P D I	MASS (KG)	PART NAME	NOTES

PARTS SHOWN ON DRAWING

ENTER DESCRIPTION IEC NO: UAU2017-0870 DRAWN: ITALIA 2017/03/27 CHKD: APPR: VKOSHY 2017/03/29 REV:	QUALITY SYMBOLS	GENERAL TOLERANCES (UNLESS SPECIFIED)	DIMENSION STYLE	SCALE	DESIGN UNITS	THIRD ANGLE PROJECTION
	▽=0	mm INCH	MM ONLY	1:1	METRIC	
	▽=0	4 PLACES # --- # ---	DRAWN BY SKRA JENDRANA	DATE 2016/12/15	TITLE ICD - MX123 18/49/56CKT INTERFACE CONNECTION DRW	
	▽=0	3 PLACES # --- # ---	CHECKED BY VKOSHY	DATE 2016/12/15	MOLEX	
	ANGULAR ± 1 °	DRAFT WHERE APPLICABLE MUST REMAIN WITHIN DIMENSIONS	MATERIAL NO.	DATE 2017/03/03	DOCUMENT NO.	SHEET NO.
	SEE BOM TABLE		SD-34576-0001			2 OF 22
			THIS DRAWING CONTAINS INFORMATION THAT IS PROPRIETARY TO MOLEX INCORPORATED AND SHOULD NOT BE USED WITHOUT WRITTEN PERMISSION			

KEY PRODUCT CHARACTERISTICS
(IN ACCORDANCE WITH QN 1805 OR ON 1050)



SAFETY/COMPLIANCE

TOTAL ON DRAWING

4



FIT/FUNCTION

LAST NO. USED

4

NO	TYPE	DESCRIPTION	RATIONALE	PAGE/ZONE
1	F/F	32.68	IMPROVE CONNECTOR SYSTEM MATING	15
2	F/F	29.00	INSURE PROPER RELEASE OF LEVER	15
3	F/F	15.25	INSURE FINAL MATE POSITION	16
4	F/F	POSITIONAL TOLERANCE (2 PLACES)	INSURE CONNECTOR SYSTEM MATIBILITY	19

ENTER DESCRIPTION IEC NO: UAU2017-0870 DRAWN: CHITRALIA 2017/03/27 CHKD: APPR: VKOSHY 2017/03/29 REV:	QUALITY SYMBOLS	GENERAL TOLERANCES (UNLESS SPECIFIED)	DIMENSION STYLE	SCALE	DESIGN UNITS	THIRD ANGLE PROJECTION
	▽=0	4 PLACES ± mm ± INCH	MM ONLY	1:1	METRIC	☉
	▽=0	3 PLACES ± 0.13 ± --- ± ---	DRAWN BY SKRAJENDRANA DATE 2016/12/15	TITLE ICD - MX123 18/49/56CKT INTERFACE CONNECTION DRW MOLEX		
	▽=0	2 PLACES ± 0.25 ± --- ± ---	CHECKED BY VKOSHY DATE 2016/12/15	APPROVED BY VKOSHY DATE 2017/03/03		
A4	ANGULAR ± 1 °	DRAFT WHERE APPLICABLE MUST REMAIN WITHIN DIMENSIONS	SEE BOM TABLE	MATERIAL NO.	DOCUMENT NO. SD-34576-0001	SHEET NO. 3 OF 22
			THIS DRAWING CONTAINS INFORMATION THAT IS PROPRIETARY TO MOLEX INCORPORATED AND SHOULD NOT BE USED WITHOUT WRITTEN PERMISSION			

APPLICABLE COMPONENTS									
LT	QTY	MFG.	MFG. P/N	DESCRIPTION	Key Option	Wire Dress Option	Key Config.	Color	Status
1		MOLEX	34575-0003	WIRE HARNESS COVER*	N/A	NA	N/A	BLACK	AVAILABLE
2		MOLEX	34851-0007	HARN CONN ASM 18 CKT	G	0	1358	BLUE	ACTIVE
3		MOLEX	34851-0008	HARN CONN ASM 18 CKT	H	0	2458	ST GRAY	ACTIVE
4		MOLEX	34851-0019	HARN CONN ASM 18 CKT	G	9	1358	BLUE	ACTIVE
5		MOLEX	34851-0020	HARN CONN ASM 18 CKT	H	9	2458	ST GRAY	ACTIVE
6		MOLEX	34576-0103	HARN CONN ASM 49 CKT	A	0	1458	BLACK	ACTIVE
7		MOLEX	34576-0203	HARN CONN ASM 49 CKT	B	0	1468	ST GRAY	NOT ACTIVE
8		MOLEX	34576-0303	HARN CONN ASM 49 CKT	C	0	2467	BLUE	ACTIVE
9		MOLEX	34576-1303	HARN CONN ASM 49 CKT	A	9	1458	BLACK	ACTIVE
10		MOLEX	34576-1403	HARN CONN ASM 49 CKT	B	9	1468	ST GRAY	NOT ACTIVE
11		MOLEX	34576-1503	HARN CONN ASM 49 CKT	C	9	2467	BLUE	ACTIVE
12		MOLEX	34576-0703	HARN CONN ASM 56 CKT	G	0	1358	BLUE	AVAILABLE
13		MOLEX	34576-0803	HARN CONN ASM 56 CKT	H	0	2458	ST GRAY	AVAILABLE
14		MOLEX	34576-0903	HARN CONN ASM 56 CKT	J	0	2457	BLACK	NOT ACTIVE
15		MOLEX	34576-1903	HARN CONN ASM 56 CKT	G	9	1358	BLUE	AVAILABLE
16		MOLEX	34576-2003	HARN CONN ASM 56 CKT	H	9	2458	ST GRAY	NOT ACTIVE
17		MOLEX	34576-2103	HARN CONN ASM 56 CKT	J	9	2457	BLACK	NOT ACTIVE
18		MOLEX	34736-0028	MX64 RCPT TERM Ag 0.5mm/0.75mm ISO GA8E B (RIGHT PAYOFF)	N/A	N/A	N/A	N/A	AVAILABLE
19		MOLEX	34736-0026	MX64 RCPT TERM Ag 0.35mm ISO B (RIGHT PAYOFF)	N/A	N/A	N/A	N/A	AVAILABLE
20		MOLEX	34586-0001	MX123 0.64MM GROMMET PLUG	N/A	N/A	N/A	N/A	NATURAL AVAILABLE
21		YAZAKI	7116-4150-02	2.8mm YESC SEALED FEMALE TERMINAL TIN 0.35mm2-0.50mm2	N/A	N/A	N/A	N/A	NOT ACTIVE
22		YAZAKI	7116-4151-02	2.8mm YESC SEALED FEMALE TERMINAL TIN 0.75mm2-1.0mm2	N/A	N/A	N/A	N/A	NOT ACTIVE
23		YAZAKI	7116-4152-02	2.8mm YESC SEALED FEMALE TERMINAL TIN 1.5mm2-2.5mm2	N/A	N/A	N/A	N/A	AVAILABLE
24		YAZAKI	7158-3111-60	2.8mm CABLE SEAL (wire O.D. range 1.2mm-1.9mm)	N/A	N/A	N/A	GREEN	NOT ACTIVE
25		YAZAKI	7158-3112-70	2.8mm CABLE SEAL (wire O.D. range 1.8mm-2.3mm)	N/A	N/A	N/A	YELLOW	NOT ACTIVE
26		YAZAKI	7158-3113-40	2.8mm CABLE SEAL (wire O.D. range 2.1mm-3.0mm)	N/A	N/A	N/A	WHITE	AVAILABLE
27		YAZAKI	7158-3114-90	2.8mm YESC CAVITY PLUG	N/A	N/A	N/A	BLUE	AVAILABLE
28		DELPHI	33140138	6.35mm APEX RCPT TERM Sn/Ag GRIP CODE-10 (6mm2) - GREASED	N/A	N/A	N/A	N/A	AVAILABLE
29		DELPHI	33140135	6.35mm APEX RCPT TERM Sn/Ag GRIP CODE-TBD (1mm2) - GREASED	N/A	N/A	N/A	N/A	AVAILABLE
30		QSR	A-0549C	6.35mm CABLE SEAL (FOR 6.0mm2 WIRE SIZE - 3.6 TO 4.2mm INSULATION OD)	N/A	N/A	N/A	WHITE	AVAILABLE
31		QSR	A-0549B	6.35mm CABLE SEAL (FOR 0.75-1.25mm2 WIRE SIZE - 1.8 TO 2.3mm INSULATION OD)	N/A	N/A	N/A	BLUE	AVAILABLE
32		MOLEX	63825-8400	MX64 TERM HAND CRIMP TOOL	N/A	N/A	N/A	N/A	AVAILABLE
33		MOLEX	63813-1400	MX64 TERM SERVICE TOOL	N/A	N/A	N/A	N/A	AVAILABLE
34		MOLEX	63902-5300	MX64 CRIMP APPLICATOR with TOOL KIT 0.5/0.75mm2 PAYOFF DIRECTION D (left payoff) (contact Molex for payoff detail)	N/A	N/A	N/A	N/A	AVAILABLE
35		MOLEX	63902-5370	MX64 APPLICATOR TOOL KIT 0.5/0.75mm2	N/A	N/A	N/A	N/A	AVAILABLE
36		MOLEX	63902-5100	MX64 CRIMP APPLICATOR with TOOL KIT 0.35mm2 PAYOFF DIRECTION D (left payoff) (contact Molex for payoff detail)	N/A	N/A	N/A	N/A	AVAILABLE
37		MOLEX	63902-5170	MX64 APPLICATOR TOOL KIT 0.35mm2	N/A	N/A	N/A	N/A	AVAILABLE
38		SPX	J35616-64	0.64mm PROBE TOOL (for rcpt)	N/A	N/A	N/A	N/A	AVAILABLE
39		SPX	J35616-64A	0.64mm PROBE TOOL WITH EXT (for rcpt)	N/A	N/A	N/A	N/A	AVAILABLE
40		SPX	J35616-65	0.64mm PROBE TOOL WITH EXT (for pin)	N/A	N/A	N/A	N/A	AVAILABLE
41		SPX	J35616-4A	2.8mm PROBE TOOL (for rcpt)	N/A	N/A	N/A	N/A	AVAILABLE
42		YAZAKI	X39899-J374	2.8mm TERM SERVICE TOOL	N/A	N/A	N/A	N/A	AVAILABLE
43		TOI	7000-1001	18CKT PASS THROUGH ADAPTERS	N/A	N/A	N/A	BLACK	AVAILABLE
44		TOI	7000-1004	49CKT PASS THROUGH ADAPTERS	N/A	N/A	N/A	BLACK	AVAILABLE
45		TOI	79917-0060	56CKT PASS THROUGH ADAPTERS	N/A	N/A	N/A	BLACK	AVAILABLE
46		MOLEX	63813-1500	6.35mm APEX TERM SERVICE TOOL	N/A	N/A	N/A	N/A	AVAILABLE

* MX123 WIRE HARNESS COVER MATES TO ANY 18/49/56 CKT MX123 HARN CONN ASSY SHOWN ON THIS TABLE

ENTER DESCRIPTION IEC NO: UAU2017-0870 DRAWN IN ITALY 2017/03/27 CHKD: APPR:VKOSHY 2017/03/29 REV: A4	QUALITY SYMBOLS ∇=0 ∇=0 ∇=0	GENERAL TOLERANCES (UNLESS SPECIFIED): <table border="1"> <tr><th></th><th>mm</th><th>INCH</th></tr> <tr><td>4 PLACES</td><td>±0.13</td><td>±0.005</td></tr> <tr><td>3 PLACES</td><td>±0.25</td><td>±0.010</td></tr> <tr><td>2 PLACES</td><td>±0.38</td><td>±0.015</td></tr> <tr><td>1 PLACE</td><td>±0.51</td><td>±0.020</td></tr> <tr><td>0 PLACE</td><td>±0.64</td><td>±0.025</td></tr> </table>		mm	INCH	4 PLACES	±0.13	±0.005	3 PLACES	±0.25	±0.010	2 PLACES	±0.38	±0.015	1 PLACE	±0.51	±0.020	0 PLACE	±0.64	±0.025	DIMENSION STYLE MM ONLY DRAWN BY: SKRAJENDRANA 2016/12/15 CHECKED BY: VKOSHY 2016/12/15 APPROVED BY: VKOSHY 2017/03/03 MATERIAL NO. SEE BOM TABLE DOCUMENT NO. SD-34576-0001	SCALE 1:1 DESIGN UNITS METRIC THIRD ANGLE PROJECTION	TITLE ICD - MX123 18/49/56CKT INTERFACE CONNECTION DRW MOLEX SHEET NO. 4 OF 22
		mm	INCH																				
	4 PLACES	±0.13	±0.005																				
	3 PLACES	±0.25	±0.010																				
2 PLACES	±0.38	±0.015																					
1 PLACE	±0.51	±0.020																					
0 PLACE	±0.64	±0.025																					
DRAFT WHERE APPLICABLE MUST REMAIN WITHIN DIMENSIONS		THIS DRAWING CONTAINS INFORMATION THAT IS PROPRIETARY TO MOLEX INCORPORATED AND SHOULD NOT BE USED WITHOUT WRITTEN PERMISSION																					

NOTES: UNLESS OTHERWISE SPECIFIED

1. MATERIAL FOR INTERFACE:

A. RESIN:

- 1. 30% G.F. PBT, 20% MAX. (BY WEIGHT) REGRIND.
- 2. MATING CONNECTOR INTERFACE PART COLOR MUST BE SAME AS MATCHING KEYED HARNESS CONNECTOR ASSEMBLY.
- 3. MUST BE VALIDATED FOR INDIVIDUAL DEVICE APPLICATION REQUIREMENTS.

B. 0.64MM PINS:

- 1. BASE MATERIAL: COPPER ALLOY, CONDUCTIVITY >= 28% IACS AT 20°C, TENSILE STRENGTH >= 635 N/mm², SURFACE ROUGHNESS R_a6 MAX.
- 2. PLATING FINISH: SILVER (Ag) PLATING TO BE 1.9-3.3 μm ELECTRODEPOSITED SEMI-BRIGHT SILVER OVER 1.25-2.25 μm DUCTILE SULPHAMATE NICKEL PER NOTE 1(D).
- 3. ANTI-TARNISH: SYNTHETIC HYDROCARBON CONTACT SURFACE FINISH OR EQUIVALENT APPLIED WITHOUT VOID TO CONTACT AREA (MIN 3.7mm FROM PIN TIP).

C. 2.8MM BLADE:

- 1. BASE MATERIAL: COPPER ALLOY, CONDUCTIVITY >= 28% IACS AT 20°C, TENSILE STRENGTH >= 350 N/mm², SURFACE ROUGHNESS R_a6 MAX.
- 2. PLATING FINISH: TIN PLATING TO BE 2.5-5.0 μm ELECTRODEPOSITED TIN, MATTE FINISH OVER 1.25-2.5μm DUCTILE SULPHAMATE NICKEL PER NOTE 1(D).

D. 6.3MM BLADE:

- 1. BASE MATERIAL: COPPER ALLOY, CONDUCTIVITY >= 50% IACS AT 20°C, TENSILE STRENGTH >= 350 N/mm², SURFACE ROUGHNESS R_a6 MAX.
- 2. PLATING FINISH: SILVER (Ag) PLATING TO BE 1.9-3.3 μm ELECTRODEPOSITED SEMI-BRIGHT SILVER, OVER 1.25-2.5μm DUCTILE SULPHAMATE NICKEL PER NOTE 1(D) WITH ENVIRONMENTAL BARRIER OR TIN/SILVER (ELECTRO-DEPOSITED), UNDERPLATE 0.5-2.0 μm NICKEL OR COPPER, TOP PLATING: 1.0-3.0 μm (SILVER RANGE 3.75-X.XX NO ANTI-TARNISH COATING REQUIRED).

E. PLATING REQUIREMENTS:

- 1. SILVER PLATING
 - a. 99.5% PURE SEMI-BRIGHT WITH NO ORGANIC BRIGHTNERS OR CHROMATES.
- 2. NICKEL PLATING
 - a. ELECTRODEPOSITED DUCTILE SULFAMATE NICKEL WITH A NON-BRIGHTENED FINISH. NO ORGANIC OR BRIGHTENING AGENTS SHALL BE ALLOWED.
 - b. SHALL ONLY BE USED AS AN UNDERLYING PLATING AND MAY NOT BE USED AS AN ELECTRICAL CONTACT SURFACE PLATING.
 - c. SHALL BE NODULE FREE WHEN VIEWED AT 10X MAGNIFICATION IN MEASURED IN CONTACT SURFACE AREA PLUS 0.5MM PERIMETER AROUND THE CONTACT SURFACE AREA.
 - d. ALL PLATINGS SHALL HAVE A 1.0% MAXIMUM BY WEIGHT IMPURITIES. IMPURITIES ARE DEFINED AS ALL ELEMENTS NOT THE PRIMARY PLATING OR HARDENING AGENT IF APPLICABLE, AS DETERMINED BY WET CHEMICAL ANALYSIS OR AUGER METHOD. NO SINGLE IMPURITY SHALL EXCEED 0.1% MAXIMUM BY WEIGHT.
- 3. TESTING
 - a. THICKNESS TO BE MEASURED IN CONTACT SURFACE AREA PLUS 0.5MM PERIMETER AROUND THE CONTACT SURFACE AREA AS DESIGNATED IN THE DRAWING. THICKNESS SHALL BE DETERMINED BY METHOD OF X-RAY (XRF).
 - b. PLATING ADHESION SHALL BE TESTED BY A BEND TEST FOR ALL METALS. THE TEST SAMPLE SHALL BE BENT 90 DEGREES TO DETERMINE DEPOSIT ADHESION. TESTING SHALL BE COMPLETED IN ACCORDANCE WITH ASTM SPEC B571.

2. DESIGN - GENERAL:

- A. THIS IS A 100% CAD GENERATED PART. THE CAD MATHEMATICAL DATA IS THE MASTER FOR THIS PART. WHERE DIMENSIONS ARE SPECIFIED ON THE DRAWING, THE DRAWING IS THE AUTHORITY FOR DIMENSIONAL VALUES. FOR DIMENSIONAL OR ANY INFORMATION NOT SHOWN ON THIS DRAWING, ANALYZE THE CAD MODEL.
- B. DIMENSIONS OBTAINED FROM THE DIGITAL MODEL ARE BASIC:
 - 1. FOR RELATIONSHIPS BETWEEN FEATURES WHEN ESTABLISHED BY GEOMETRIC TOLERANCES.
 - 2. FOR THE FORM OF A FEATURE WHEN CONTROLLED BY A PROFILE TOLERANCE.
 - 3. FOR THE SIZE, FORM AND/OR RELATIONSHIP BETWEEN FIXED DATUM TARGETS.
- C. DIMENSIONS OBTAINED FROM THE DIGITAL MODEL ARE ROUNDED TO TWO DECIMAL PLACES (PER IEEE/ASTM SI 10-2002)
- D. VIEWS AND SECTIONS ON THIS DRAWING ARE IN ACCORDANCE WITH GM DCS SECTION C3.
- E. THE DIGITAL MODEL MUST CORRESPOND TO THE RELEASE LEVEL SHOWN IN THE PART BLOCK ON THIS DOCUMENT.
- F. TOLERANCES:
 - 1. LINEAR 0.X ± 0.30
 - 0.XX ± 0.10
 - 0.XXX ± 0.10
 - 2. ANGULAR X° ± 3°
 - 3.
- G. MINIMUM WALL THICKNESS REQUIRED: 1.3mm.
- H. CORNERS SHOWN AS SHARP TO BE R 0.2 MAX.
- J. LETTERING SHALL BE 0.15 MAX RAISED IN 0.20 MAX RECESS PAD. THIS INCLUDES MATERIAL CODE, RECYCLING CODE, CAVITY ID AND DATE CODE.
- K-1. PARTS MUST BE FREE OF DISCOLORATION, SALT RESIDUE AND OTHER IMPERFECTIONS THAT AFFECT FIT OR FUNCTION.
- K-2. SCRATCHES OR DENTS NOT TO EXCEED 0.013mm IN DEPTH.
- L. FOLLOWING PRODUCTION CODES TO BE PERMANENTLY MARKED & HUMAN READABLE TO A LETTER HEIGHT OF 1.5 ± 0.5MM X 0.3 MAX DEEP
 - 1. MATERIAL #: XXXXX-XXXX
 - 2. DATE CODE: JULY (JULIAN DAY, LAST DIGIT OF YEAR)
 - 3. INSPECTION MACHINE CODE + SERIAL #: X_XXXXX

3. DESIGN - MANUFACTURING:

- A. DRAFT TO BE WITHIN TOLERANCE.
- B. ALLOWABLE FLASH MAX 0.2 HIGH X MAX 0.13 THICK.
- C. ALLOWABLE PARTING LINE MISMATCH 0.2 MAX.
- D. EJECTOR PINS MARK TO BE FLUSH TO 0.25 MAX DEPRESSED.
- E. ALLOWABLE GATE VESTIGE FLUSH TO 0.25 MAX PROTRUSION.
- F. NO EXTERNAL MOLD RELEASE AGENT ALLOWED DURING MANUFACTURING.
- G. STEEL THAT FORMS THE INDICATED SURFACE MUST BE POLISHED WITH A DIAMOND FINISH (SPI A-2) OVER THE FULL PERIPHERY OF THE TOOL. SURFACE MUST HAVE NO MISMATCH.
- H. ANY PROCESS LUBRICANT REMAINING ON THE TERMINAL MUST NOT VARNISH OR DEGRADE IT'S ELECTRICAL PERFORMANCE UP TO A MAXIMUM CLASS AMBIENT TEMPERATURE PER SAE USCAR-2 FOR 1008 HOURS. PROCESS LUBRICANTS SHOULD BE APPROVED BY THE RESPONSIBLE ENGINEER.
- J. OPTIONAL FEATURES PROVIDED FOR AUTOMATION.
- K. PART MUST BE FREE FROM BURRS AND SHARP EDGES, WHICH MUST BE DETRIMENTAL TO SATISFACTORY ASSEMBLY, SAFE HANDLING OR FUNCTION OF PART.
- L. PARTS AS DELIVERED TO ASSEMBLY SHALL BE CLEAN AND FREE OF DEBRIS, RESIDUAL ABRASIVE MATERIAL AND CORROSION PRODUCTS ADVERESLY AFFECTING FUNCTION OR APPEARANCE.
- M. RESTRICTED AND REPORTABLE SUBSTANCES FOR PARTS PER GMW3059.

ENTER DESCRIPTION IEC NO: UAU2017-0870 DRAWN BY: ITALIA CHKD: CHKO APPR: VKOSHY 2017/03/27 2017/03/29 2017/03/29 REV: A4	QUALITY SYMBOLS	GENERAL TOLERANCES (UNLESS SPECIFIED)	DIMENSION STYLE	SCALE	DESIGN UNITS	THIRD ANGLE PROJECTION
	$\nabla=0$ $\nabla=0$ $\nabla=0$	mm INCH 4 PLACES ± --- ± --- 3 PLACES ± --- ± --- 2 PLACES ± 0.13 ± --- 1 PLACE ± 0.25 ± --- 0 PLACE ± --- ± ---	MM ONLY	1:1	METRIC	
		ANGULAR ± 1°	DRAWN BY DATE	TITLE		
		DRAFT WHERE APPLICABLE MUST REMAIN WITHIN DIMENSIONS	SKRA JENDRANA 2016/12/15	ICD - MX123 18/49/56CKT INTERFACE CONNECTION DRW MOLEX		
		APPROVED BY DATE	DOCUMENT NO.			SHEET NO.
		VKOSHY 2017/03/03	SD-34576-0001			5 OF 22
			THIS DRAWING CONTAINS INFORMATION THAT IS PROPRIETARY TO MOLEX INCORPORATED AND SHOULD NOT BE USED WITHOUT WRITTEN PERMISSION			

NOTES: UNLESS OTHERWISE SPECIFIED

4. SYSTEM REQUIREMENTS:

A. HARNESS CONNECTOR IS COMPATIBLE WITH THE FOLLOWING WIRE SIZE NO'S:
 0.35mm², MEETING GMW15626 - MIN OD OF 1.20MM
 0.50mm², MEETING GMW15626
 0.75mm², MEETING GMW15626 - MAX OD OF 2.06MM

B. CABLE TIE SPECIFICATIONS:

1. CABLE TIE:
 - TENSILE RATING: 220N / (50lbs) MIN
 - TIE LENGTH: 186mm MIN
 - TIE WIDTH: 4.75mm MAX
 - MATERIAL: NYLON
2. INSTALLATION:
 - CABLE TIE TENSION: 190N MIN
3. DRESSED WIRE BUNDLE PACKAGING: SEE FIG. 1

C. WHEN MATED WITH COMPONENT CONNECTOR INTERFACE AND/OR DRESS COVER, HARNESS CONNECTOR SYSTEM CONFORMS TO THE FOLLOWING:

1. SAE/USCAR-2, REV: 3 APRIL, 2001, CLASS 3
2. FIELD CORRELATED LIFE TEST, SAE/USCAR-20, NOV, 2001
3. GMW #3191 AUGUST 22, 2000 (DRAFT); TEMPERATURE CLASS 3 (145°C), SEALING CLASS 1 (HIGH PRESSURE SPRAY), VIBRATION CLASS 2 (ON BODY)
4. TPA USER FORCES (FULLY POPULATED WITH TERMINALS)
 - a. REMOVAL FROM LOCK TO PRE-SET: <=120N

D. WIRE SPECIFICATIONS:

1. WIRE SURFACE MUST BE FREE OF SCRATCHES, GROOVES OR DENTS WHERE FUNCTIONAL

5. TERMINAL CURRENT RATINGS:

A. MX64 RCPT TERM

ALL TESTING DONE IN ACCORDANCE WITH USCAR-2 REV5 SECTION 5.3

1. MX64 RCPT TERM Ag 0.50/0.75mm² CRIMPED TO 0.75mm² ISO WIRE AND MATED TO MX123 0.64MM PIN: SEE TABLE BELOW
2. MX64 RCPT TERM Ag 0.35mm² CRIMPED TO 0.35mm² ISO WIRE AND MATED TO MX123 0.64MM PIN: SEE TABLE BELOW

WIRE	CURRENT RATING			
	23 °C	85 °C	105 °C	125 °C
0.75mm ²	11.3A	11.3A	9.5A	6.6A
0.50mm ²	10.0A	10.0A	8.3A	5.7A
0.35mm ²	8.5A	8.5A	7.1A	5.0A

B. 2.8MM RCPT TERM

ALL TESTING DONE IN ACCORDANCE WITH MOLEX DVP&R 0279 (TR# 7125)

1. 2.8MM RCPT TERM TIN 2.0mm² CRIMPED TO 2.0mm² ISO WIRE AND MATED TO MX123 2.8MM BLADE: 25.6 AMPS AT 125°C

C. 6.3MM RCPT TERM - DELPHI APEX

ALL TESTING DONE IN ACCORDANCE WITH USCAR-2 REV5 SECTION 5.3

1. 6.3MM RCPT TERM TIN/SILVER CRIMPED TO 6.0MM BLADE (Sn/Ag PLATED): 36A AT 125°C
6. CONTACT MOLEX AUTOMOTIVE FOR AVAILABLE CUSTOM PATTERNS OF CAVITIES OPEN FOR CIRCUITS - SEE GM DRAWING 13507495

ENTER DESCRIPTION IEC NO: UAU2017-0870 DRAWN BY: CHYD CHKD: APPR: VKOSHY DATE: 2017/03/29	QUALITY SYMBOLS	GENERAL TOLERANCES (UNLESS SPECIFIED)	DIMENSION STYLE	SCALE	DESIGN UNITS	THIRD ANGLE PROJECTION
	▽=0	mm INCH	MM ONLY	1:1	METRIC	
	▽=0	4 PLACES ± --- ± ---	DRAWN BY: SKRAJENDRANA	DATE: 2016/12/15	TITLE: ICD - MX123 18/49/56CKT	
	▽=0	3 PLACES ± --- ± ---	CHECKED BY: VKOSHY	DATE: 2016/12/15	INTERFACE CONNECTION DRW	
		ANGULAR ± 1 °	APPROVED BY: VKOSHY	DATE: 2017/03/03	MOLEX	
		DRAFT WHERE APPLICABLE MUST REMAIN WITHIN DIMENSIONS	MATERIAL NO. SEE BOM TABLE	DOCUMENT NO. SD-34576-0001	SHEET NO. 6 OF 22	
			THIS DRAWING CONTAINS INFORMATION THAT IS PROPRIETARY TO MOLEX INCORPORATED AND SHOULD NOT BE USED WITHOUT WRITTEN PERMISSION			

20 19 18 17 16 15 14 13 12 11 10 9 8 7 6 5 4 3 2 1

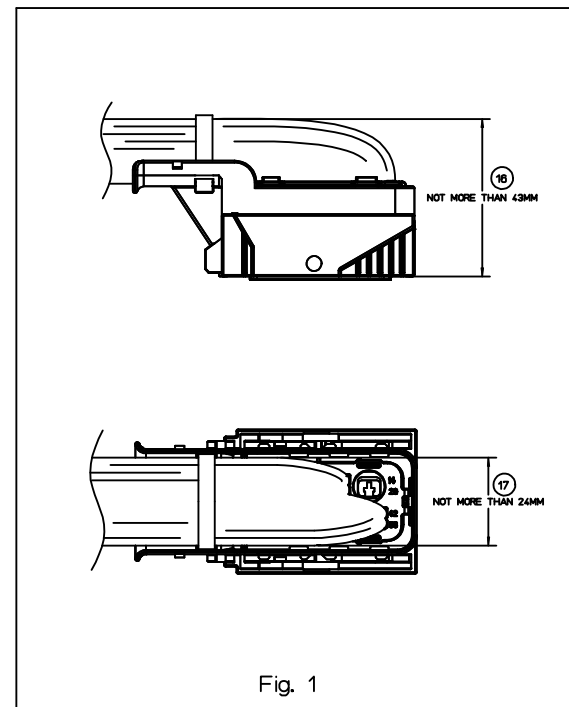
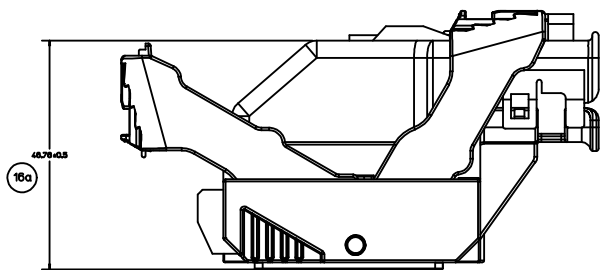
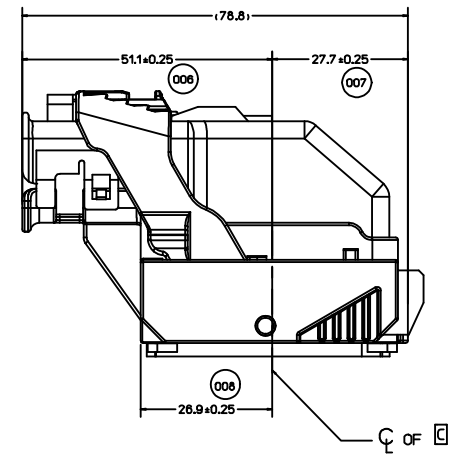
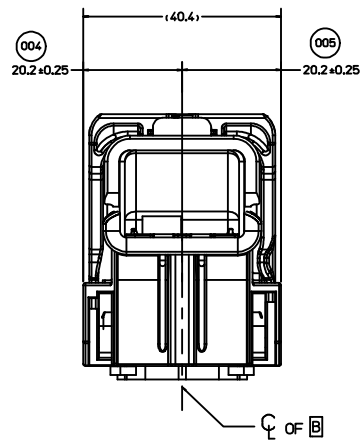
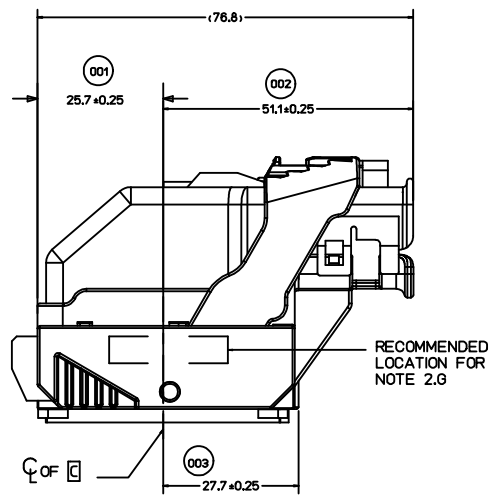


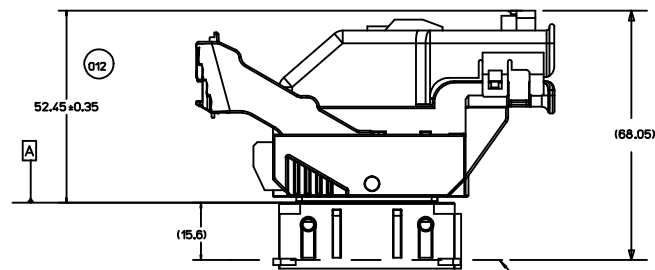
Fig. 1

ENTER DESCRIPTION IEC NO: UAU2017-0870 DRAWN: CHITALIA 2017/03/27 CHKD: APPR: VKOSHY 2017/03/29	QUALITY SYMBOLS	GENERAL TOLERANCES (UNLESS SPECIFIED)	DIMENSION STYLE	SCALE	DESIGN UNITS	THIRD ANGLE PROJECTION
	∇=0 ∇=0 ∇=0	mm INCH 4 PLACES ± --- ± --- 3 PLACES ± --- ± --- 2 PLACES ± 0.13 ± --- 1 PLACE ± 0.25 ± --- 0 PLACE ± --- ± ---	MM ONLY	1:1	METRIC	SKRAJENDRANA 2016/12/15 VKOSHY 2016/12/15 VKOSHY 2017/03/03
MATERIAL NO. SIZE D	ANGULAR ± 1 ° DRAFT WHERE APPLICABLE MUST REMAIN WITHIN DIMENSIONS	DRAWN BY DATE SKRAJENDRANA 2016/12/15 CHECKED BY DATE VKOSHY 2016/12/15 APPROVED BY DATE VKOSHY 2017/03/03	TITLE ICD - MX123 18/49/56CKT INTERFACE CONNECTION DRW MOLEX molex	DOCUMENT NO. SD-34576-0001	SHEET NO. 7 OF 22	THIS DRAWING CONTAINS INFORMATION THAT IS PROPRIETARY TO MOLEX INCORPORATED AND SHOULD NOT BE USED WITHOUT WRITTEN PERMISSION

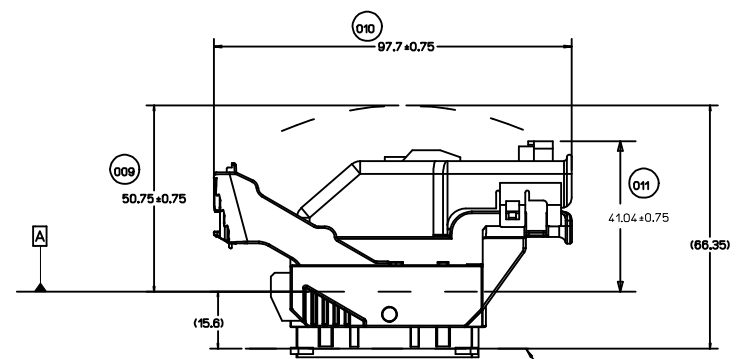
19 18 17 16 15 14 13 12 11 10 9 8 7 6 5 4 3 2 1



ENTER DESCRIPTION IEC NO: UAU2017-0870 DRAWN: ACHITALLIA 2017/03/27 CHYD: APPR: VKOSHY 2017/03/29	QUALITY SYMBOLS	GENERAL TOLERANCES (UNLESS SPECIFIED)	DIMENSION STYLE	SCALE	DESIGN UNITS	THIRD ANGLE PROJECTION
	$\nabla=0$ $\nabla=0$ $\nabla=0$	mm INCH 4 PLACES ± --- ± --- 3 PLACES ± --- ± --- 2 PLACES ± 0.13 ± --- 1 PLACE ± 0.25 ± --- 0 PLACE ± --- ± ---	MM ONLY	1:1	METRIC	
	DRAWN BY: SKRAJENDRANA 2016/12/15 CHECKED BY: VKOSHY 2016/12/15 APPROVED BY: VKOSHY 2017/03/03	ANGULAR ± 1° DRAFT WHERE APPLICABLE MUST REMAIN WITHIN DIMENSIONS	SEE BOM TABLE			TITLE: ICD - MX123 18/49/56CKT INTERFACE CONNECTION DRW MOLEX
	MATERIAL NO: SIZE: D					DOCUMENT NO: SD-34576-0001 SHEET NO: 8 OF 22

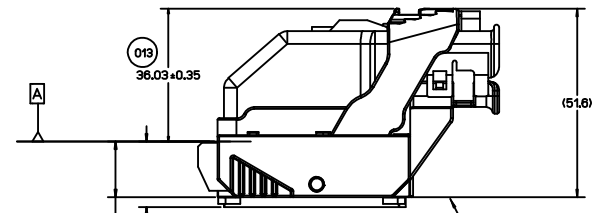


HARNES CONNECTOR CLEARANCE LINE



HARNES CONNECTOR ASSEMBLY
IN PRE-LOCK POSITION

HARNES CONNECTOR CLEARANCE LINE



HARNES CONNECTOR ASSEMBLY
IN FULLY-MATED POSITION

HARNES CONNECTOR CLEARANCE LINE

013
7.9 MIN. AT PAD LOCATION
CLEARANCE REQUIRED
FOR HARNES CONNECTOR.
CONSTRUCTION BELOW THIS
PLANE IS NOT CONTROLLED

014
15.6 MIN.
ALL AROUND
CLEARANCE REQUIRED
FOR HARNES CONNECTOR

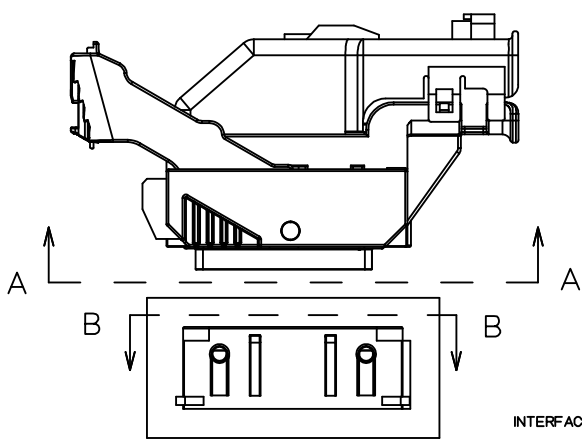
ENTER DESCRIPTION IEC NO: UAU2017-0870 DRAWN IN ITALY 2017/03/27 CHKD: APPR:VKOSHY 2017/03/29 REV:	QUALITY SYMBOLS	GENERAL TOLERANCES (UNLESS SPECIFIED)		DIMENSION STYLE	SCALE	DESIGN UNITS	THIRD ANGLE PROJECTION
	▽=0	mm	INCH	MM ONLY	1:1	METRIC	☉
	▽=0	4 PLACES ± ---	± ---				
	▽=0	3 PLACES ± ---	± ---				
	▽=0	2 PLACES ± 0.13	± ---				
	▽=0	1 PLACE ± 0.25	± ---				
		0 PLACE ± ---	± ---				
		ANGULAR ± 1 °					
		DRAFT WHERE APPLICABLE MUST REMAIN WITHIN DIMENSIONS					
		SEE BOM TABLE					
		THIS DRAWING CONTAINS INFORMATION THAT IS PROPRIETARY TO MOLEX INCORPORATED AND SHOULD NOT BE USED WITHOUT WRITTEN PERMISSION					

TITLE ICD - MX123 18/49/56CKT
INTERFACE CONNECTION DRW
MOLEX

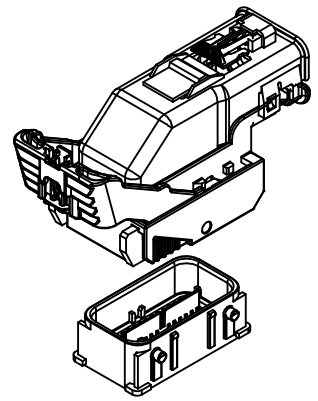
molex

MATERIAL NO. SKRAJENDRANA 2016/12/15
DATE 2016/12/15
CHECKED BY VKOSHY
DATE 2017/03/03
APPROVED BY VKOSHY

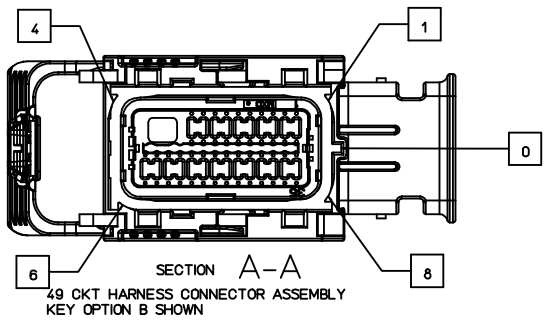
DOCUMENT NO. SD-34576-0001
SHEET NO. 9 OF 22



INTERFACE SIDE SHOWN IN ALL SECTION VIEWS

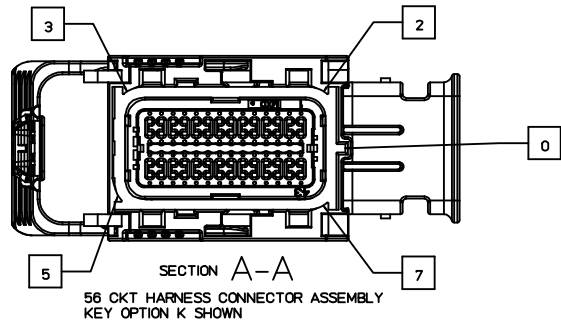


NOTE: REFERENCE THE COMPONENT TABLE FOR KEY OPTIONS AND CONFIGURATIONS



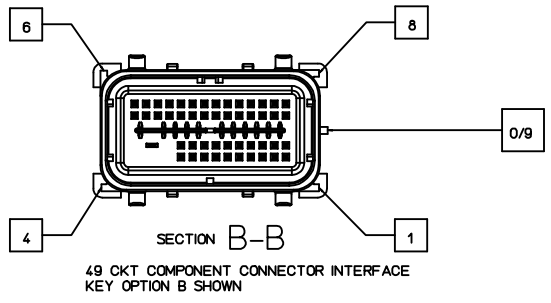
SECTION A-A

49 CKT HARNESS CONNECTOR ASSEMBLY
KEY OPTION B SHOWN



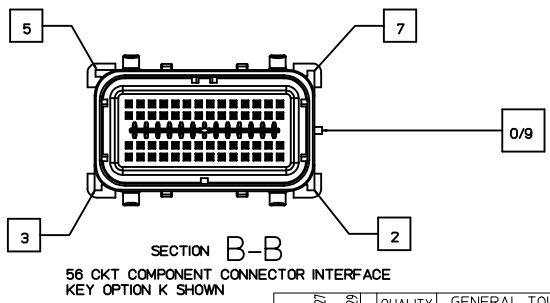
SECTION A-A

56 CKT HARNESS CONNECTOR ASSEMBLY
KEY OPTION K SHOWN



SECTION B-B

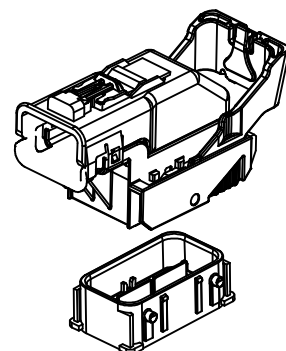
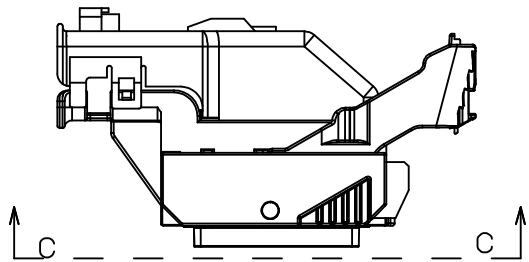
49 CKT COMPONENT CONNECTOR INTERFACE
KEY OPTION B SHOWN



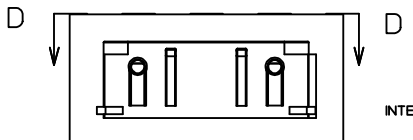
SECTION B-B

56 CKT COMPONENT CONNECTOR INTERFACE
KEY OPTION K SHOWN

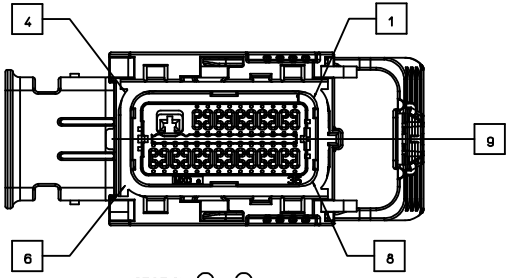
ENTER DESCRIPTION IEC NO: UAU2017-0870 DRAWN: CHAITALIA 2017/03/27 CHKD: APPR: VKOSHY 2017/03/29 REV:	QUALITY SYMBOLS	GENERAL TOLERANCES (UNLESS SPECIFIED)	DIMENSION STYLE	SCALE	DESIGN UNITS	THIRD ANGLE PROJECTION
	▽=0	mm INCH	MM ONLY	1:1	METRIC	
	▽=0	4 PLACES ± --- ± ---	DRAWN BY SKRAJENDRANA 2016/12/15	DATE 2016/12/15	TITLE	ICD - MX123 18/49/56CKT INTERFACE CONNECTION DRW
	▽=0	3 PLACES ± 0.13 ± ---	CHECKED BY VKOSHY 2016/12/15	DATE 2016/12/15		MOLEX
▽=0	2 PLACES ± 0.25 ± ---	APPROVED BY VKOSHY 2017/03/03	DATE 2017/03/03			
A4	ANGULAR ± 1 °	DRAFT WHERE APPLICABLE MUST REMAIN WITHIN DIMENSIONS	MATERIAL NO. SEE BOM TABLE	DOCUMENT NO. SD-34576-0001	SHEET NO. 10 OF 22	
			THIS DRAWING CONTAINS INFORMATION THAT IS PROPRIETARY TO MOLEX INCORPORATED AND SHOULD NOT BE USED WITHOUT WRITTEN PERMISSION			



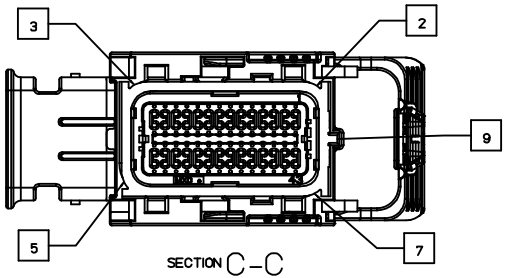
NOTE: REFERENCE THE COMPONENT TABLE FOR KEY OPTIONS AND CONFIGURATIONS



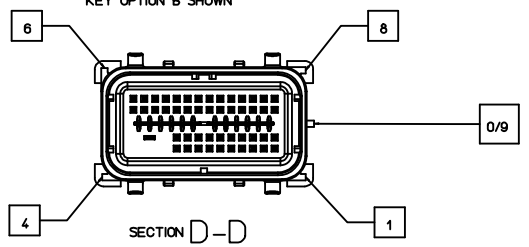
INTERFACE SIDE SHOWN ON ALL SECTION VIEWS



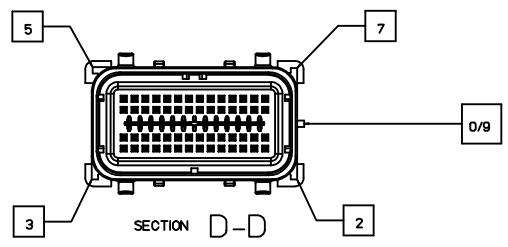
SECTION C-C
49 CKT HARNESS CONNECTOR ASSEMBLY
KEY OPTION B SHOWN



SECTION C-C
56 CKT HARNESS CONNECTOR ASSEMBLY
KEY OPTION K SHOWN

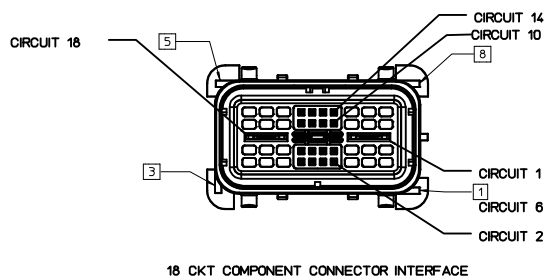
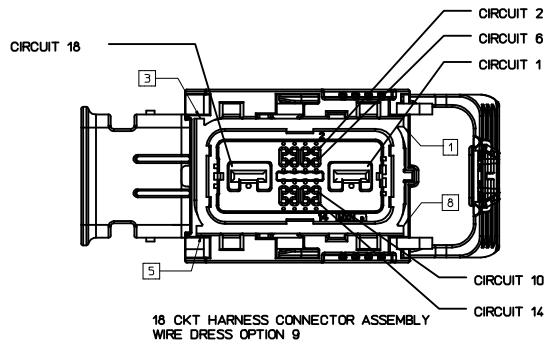
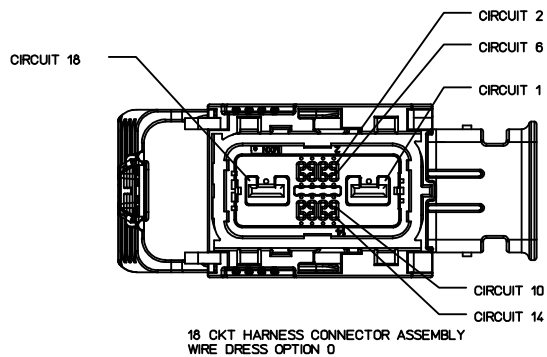


SECTION D-D
49 CKT COMPONENT CONNECTOR INTERFACE
KEY OPTION B SHOWN



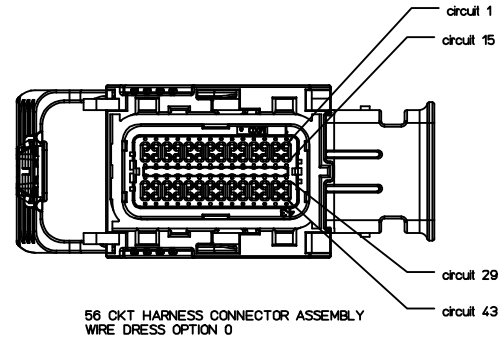
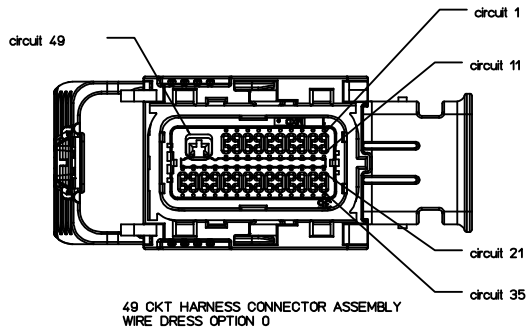
SECTION D-D
56 CKT COMPONENT CONNECTOR INTERFACE
KEY OPTION K SHOWN

ENTER DESCRIPTION IEC NO. UAU2017-0870 DRAWN BY CHIKO 2017/03/07 CHKD: APPR: VKOSHY 2017/03/29 REV:	QUALITY SYMBOLS	GENERAL TOLERANCES (UNLESS SPECIFIED)	DIMENSION STYLE	SCALE	DESIGN UNITS	THIRD ANGLE PROJECTION
	▽=0	mm INCH	MM ONLY	1:1	METRIC	☉
	▽=0	4 PLACES ± ---	SKRA JENDRANA 2016/12/15	DATE	TITLE	
	▽=0	3 PLACES ± ---	SKRA JENDRANA 2016/12/15	DATE	ICD - MX123 18/49/56CKT INTERFACE CONNECTION DRW	
▽=0	2 PLACES ± 0.13	VKOSHY 2016/12/15	DATE	MOLEX		MATERIAL NO. SKR-34576-0001 DOCUMENT NO. SD-34576-0001 SHEET NO. 11 OF 22
▽=0	1 PLACE ± 0.25	VKOSHY 2017/03/03	DATE	THIS DRAWING CONTAINS INFORMATION THAT IS PROPRIETARY TO MOLEX INCORPORATED AND SHOULD NOT BE USED WITHOUT WRITTEN PERMISSION		
▽=0	0 PLACE ± ---	ANGULAR ± 1°	SEE BOM TABLE			
		DRAFT WHERE APPLICABLE MUST REMAIN WITHIN DIMENSIONS	SIZE D			

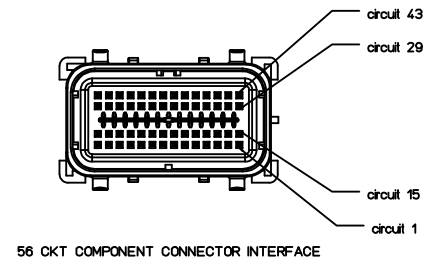
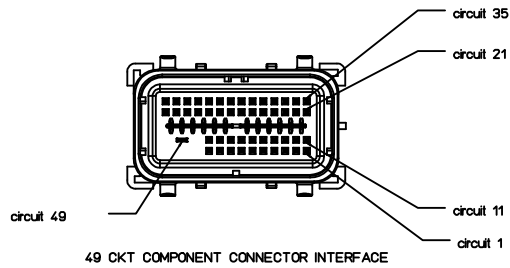
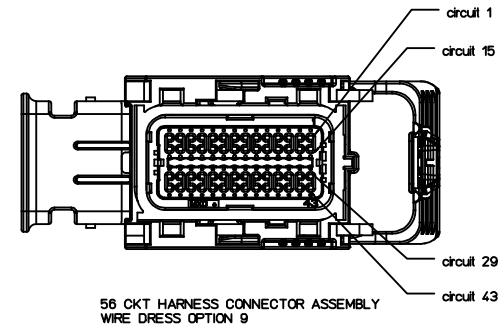
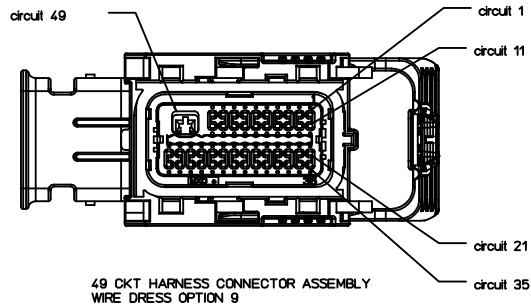


INTERFACE SIDE SHOWN ON ALL VIEWS

ENTER DESCRIPTION IEC NO: UAU2017-0870 DRAWN: ACHITALLIA 2017/03/27 CHKD: APPR: VKOSHY 2017/03/29 REV DESCRIPTION	QUALITY SYMBOLS ▽=0 ▽=0 ▽=0		GENERAL TOLERANCES (UNLESS SPECIFIED) mm INCH 4 PLACES ± --- ± --- 3 PLACES ± --- ± --- 2 PLACES ± 0.13 ± --- 1 PLACE ± 0.25 ± --- 0 PLACE ± --- ± ---		DIMENSION STYLE MM ONLY		SCALE 1:1	DESIGN UNITS METRIC	THIRD ANGLE PROJECTION
	ANGLULAR ± 1 ° DRAFT WHERE APPLICABLE MUST REMAIN WITHIN DIMENSIONS		DRAWN BY DATE SKRAJENDRANA 2016/12/15 CHECKED BY DATE VKOSHY 2016/12/15 APPROVED BY DATE VKOSHY 2017/03/03		TITLE ICD - MX123 18/49/56CKT INTERFACE CONNECTION DRW MOLEX		MATERIAL NO. DOCUMENT NO. SEE BOM TABLE SD-34576-0001		
	SIZE D		THIS DRAWING CONTAINS INFORMATION THAT IS PROPRIETARY TO MOLEX INCORPORATED AND SHOULD NOT BE USED WITHOUT WRITTEN PERMISSION		SHEET NO. 12 OF 22				
	A4								



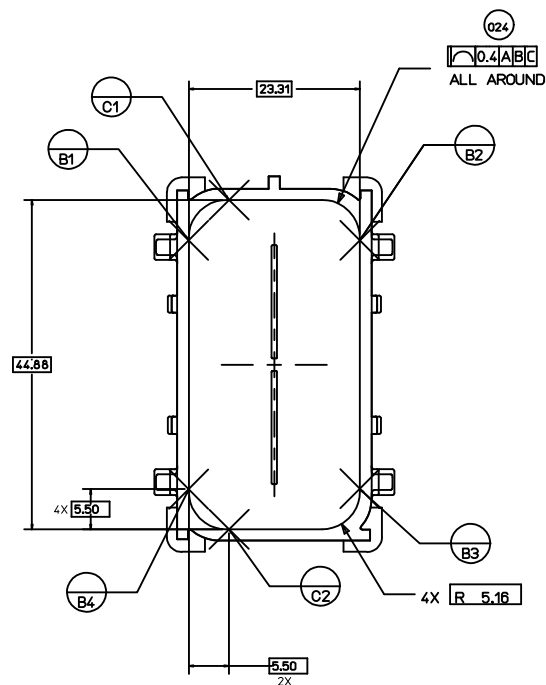
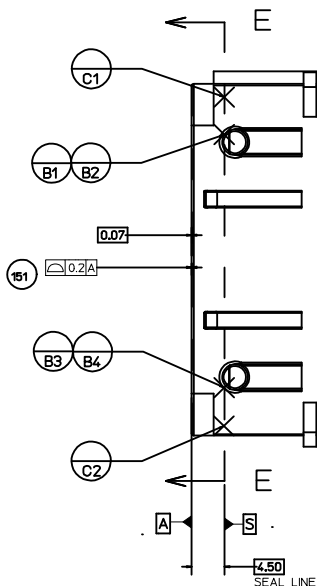
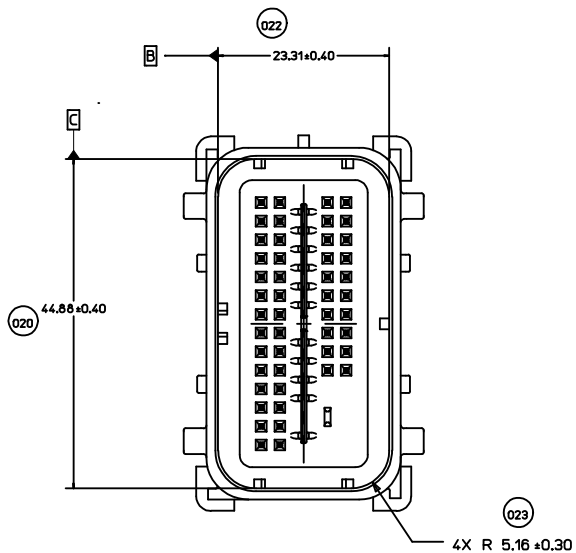
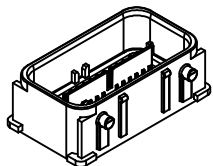
INTERFACE SIDE SHOWN ON ALL VIEWS



ENTER DESCRIPTION IEC NO: UAU2017-0870 DRAWN IN: AUSTRALIA CHKD: APPR: VKOSHY 2017/03/27 2017/03/29 REV:	QUALITY SYMBOLS	GENERAL TOLERANCES (UNLESS SPECIFIED)	DIMENSION STYLE	SCALE	DESIGN UNITS	THIRD ANGLE PROJECTION
	▽=0	4 PLACES ± mm ± INCH	MM ONLY	1:1	METRIC	
	▽=0	3 PLACES ± 0.13				
	▽=0	2 PLACES ± 0.25				
		ANGULAR ± 1°				
		DRAFT WHERE APPLICABLE MUST REMAIN WITHIN DIMENSIONS	SEE BOM TABLE			
			MATERIAL NO.	DOCUMENT NO.		
				SD-34576-0001		
						SHEET NO. 13 OF 22

ICD - MX123 18/49/56CKT
INTERFACE CONNECTION DRW
MOLEX

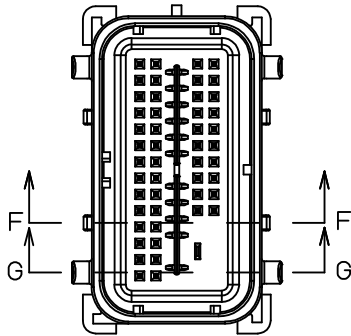
molex



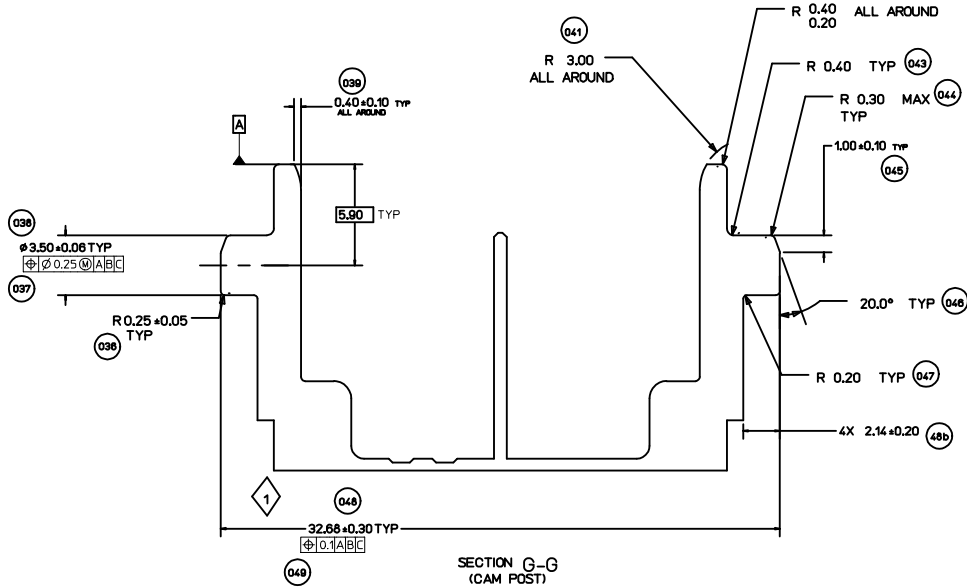
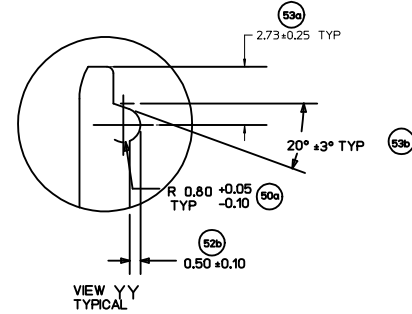
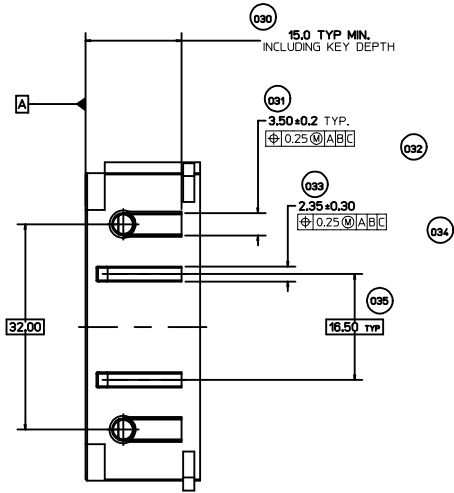
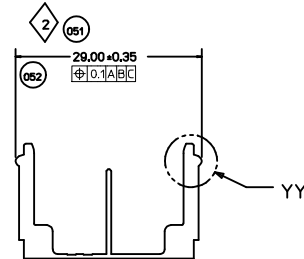
SECTION E-E
(AT SEAL LINE)

UNLESS SPECIFIED, TOLERANCE OF THE DEVICE INTERFACE TO BE $\boxed{0.13ABC}$

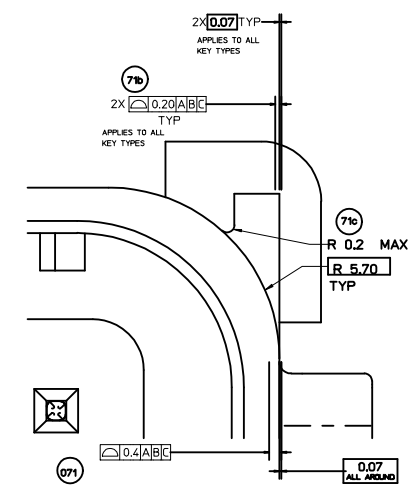
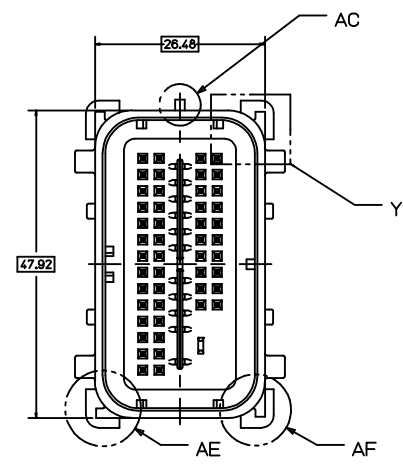
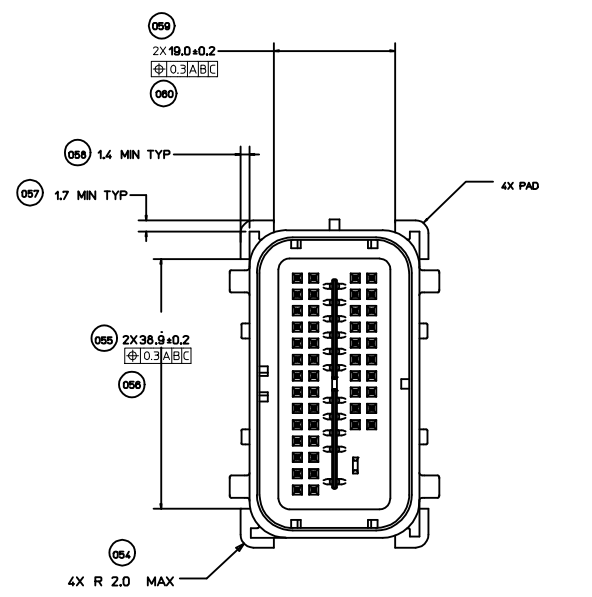
ENTER DESCRIPTION IEC NO: UAU2017-0870 DRAWN BY: DRWNACHITALLIA CHKD: CHKO: APPR: VKOSHY 2017/03/27 2017/03/29	QUALITY SYMBOLS	GENERAL TOLERANCES (UNLESS SPECIFIED)	DIMENSION STYLE	SCALE	DESIGN UNITS	THIRD ANGLE PROJECTION	
	$\nabla=0$ $\nabla=0$ $\nabla=0$	mm INCH 4 PLACES ± --- ± --- 3 PLACES ± 0.13 ± --- 2 PLACES ± 0.25 ± --- 1 PLACE ± --- ± --- 0 PLACE ± --- ± ---	MM ONLY	1:1	METRIC	SKRA JENDRANA 2016/12/15 VKOSHY 2016/12/15 VKOSHY 2017/03/03	ICD - MX123 18/49/56CKT INTERFACE CONNECTION DRW MOLEX molex
	ANGULAR ± 1 ° DRAFT WHERE APPLICABLE MUST REMAIN WITHIN DIMENSIONS	SEE BOM TABLE THIS DRAWING CONTAINS INFORMATION THAT IS PROPRIETARY TO MOLEX INCORPORATED AND SHOULD NOT BE USED WITHOUT WRITTEN PERMISSION	MATERIAL NO. SD-34576-0001	DOCUMENT NO. SD-34576-0001	SHEET NO. 14 OF 22		
	A4 SIZE D						



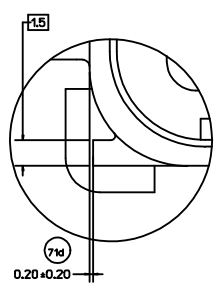
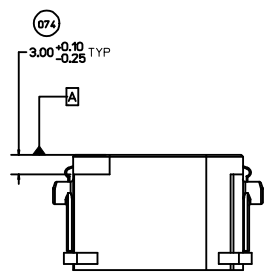
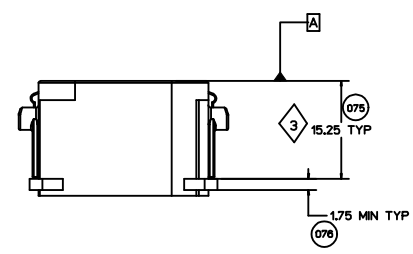
SECTION F-F
(RELEASE FEATURE)



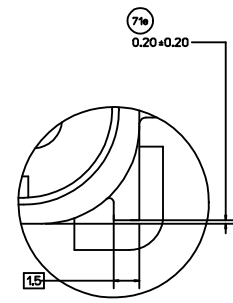
ENTER DESCRIPTION ELEC NO: UAU2017-0870 DRAWN IN ITALY 2017/03/27 CHKD: DRW:WACHITALIA APPR:VKOSHY	QUALITY SYMBOLS ∇=0 ∇=0 ∇=0	GENERAL TOLERANCES (UNLESS SPECIFIED)		DIMENSION STYLE MM ONLY		SCALE 1:1	DESIGN UNITS METRIC	THIRD ANGLE PROJECTION
		4 PLACES ±---+--- 3 PLACES ±---+--- 2 PLACES ±0.13+--- 1 PLACE ±0.25+--- 0 PLACE ±---+---	mm INCH +---+--- +---+--- +---+--- +---+---	DRAWN BY SKRAJENDRANA	DATE 2016/12/15	TITLE ICD - MX123 18/49/56CKT INTERFACE CONNECTION DRW MOLEX	MATERIAL NO. SEE BOM TABLE	DOCUMENT NO. SD-34576-0001



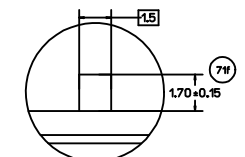
DETAIL Y



VIEW AE
KEY TYPE 2



VIEW AF
KEY TYPE 1



VIEW AC
KEY TYPE 3

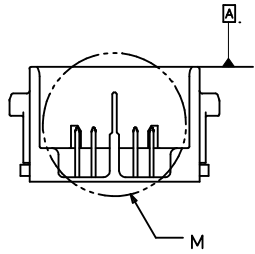
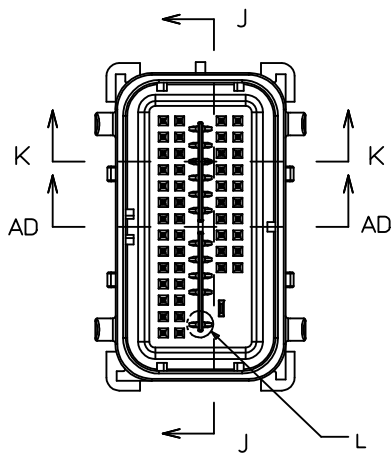
ENTER DESCRIPTION IEC NO: UAU2017-0870 DRAWN: CHITALLA CHKD: APPR: VKOSHY 2017/03/27 2017/03/29	QUALITY SYMBOLS	GENERAL TOLERANCES (UNLESS SPECIFIED)	DIMENSION STYLE	SCALE	DESIGN UNITS	THIRD ANGLE PROJECTION
	▽=0	mm INCH	MM ONLY	1:1	METRIC	
	▽=0	4 PLACES ± --- + ---				
	▽=0	3 PLACES ± --- + ---				
		ANGULAR ± 1 °				
		DRAFT WHERE APPLICABLE MUST REMAIN WITHIN DIMENSIONS	SEE BOM TABLE			
			MATERIAL NO.	DOCUMENT NO.		

TITLE ICD - MX123 18/49/56CKT
 INTERFACE CONNECTION DRW
 MOLEX

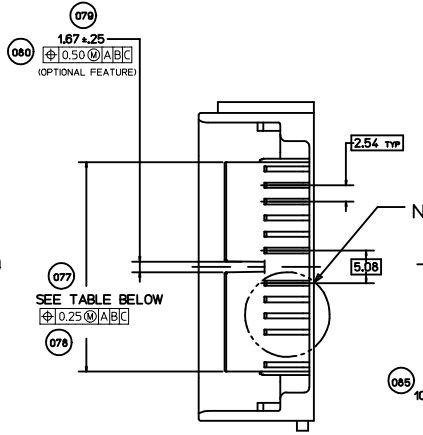
moLEX

SD-34576-0001

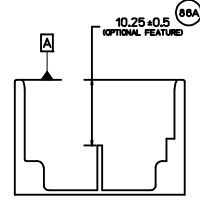
SHEET NO. 16 OF 22



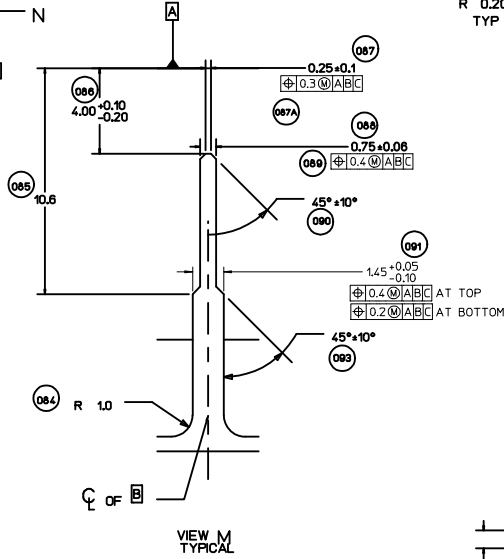
SECTION K-K



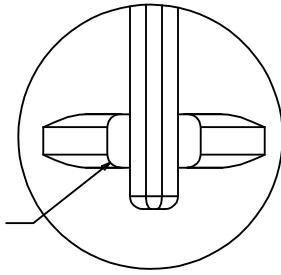
SECTION J-J



SECTION AD-AD

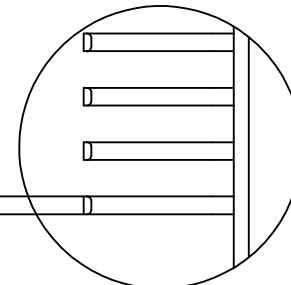


VIEW M TYPICAL



VIEW L

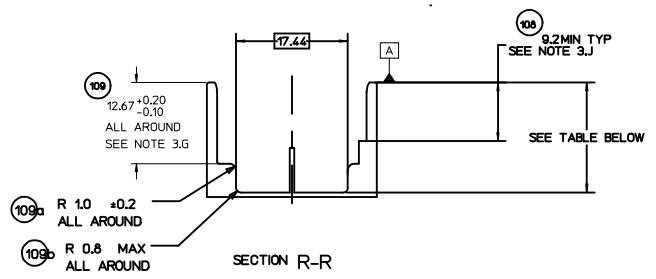
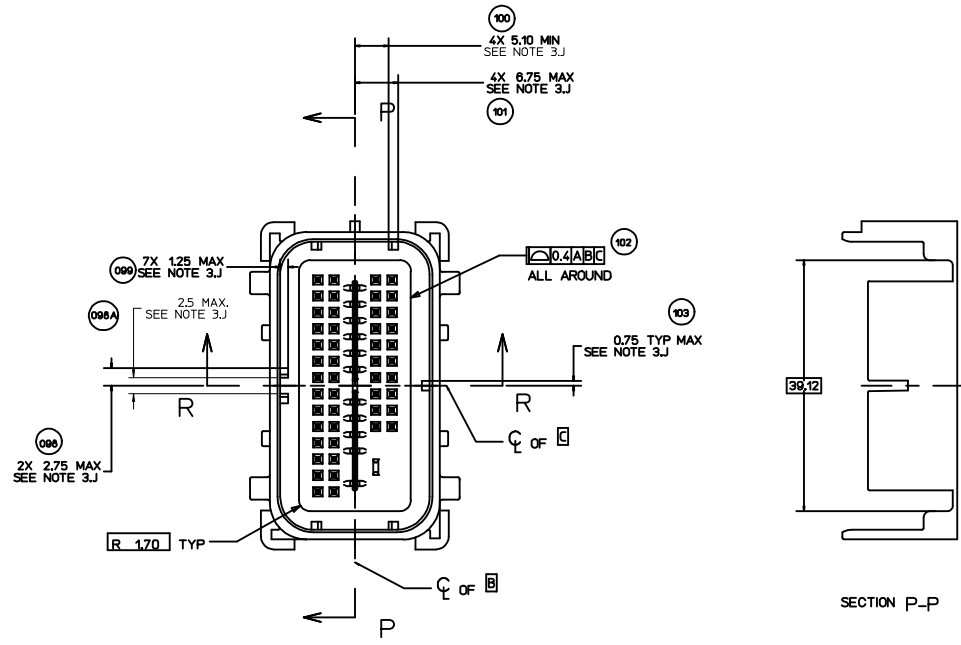
R 0.20 TYP



VIEW N

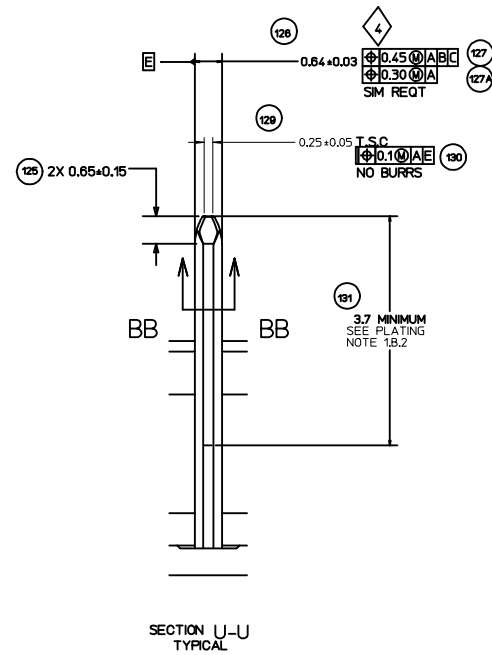
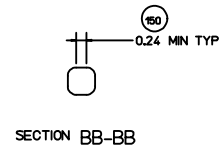
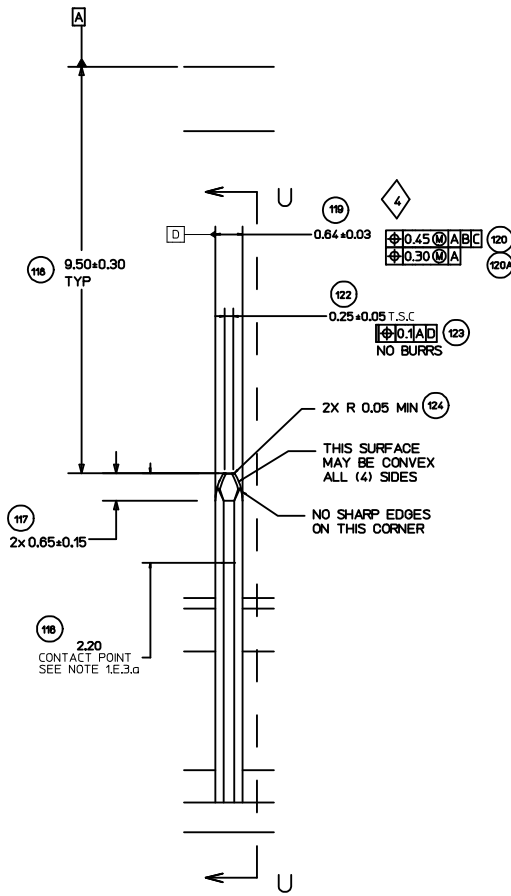
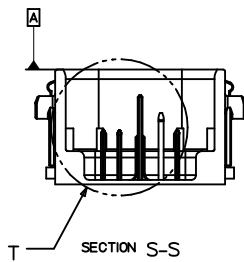
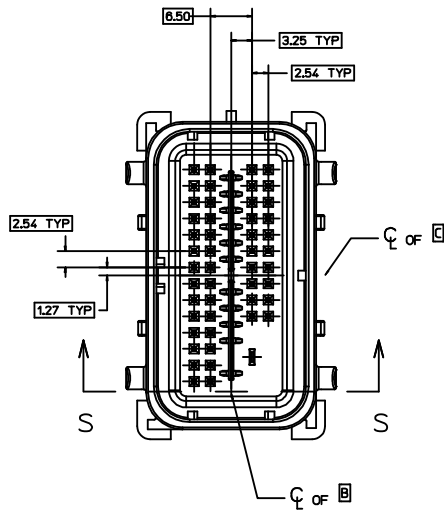
CKT	DIM (077)
49 / 56 CKT	32.60 +0.10/-0.60
18 CKT	10.04 +0.10/-0.60

ENTER DESCRIPTION IEC NO: UAU2017-0870 DRAWN IN ITALY 2017/03/27 CHKD: APPR:VKOSHY 2017/03/29	QUALITY SYMBOLS ▽=0 ▽=0 ▽=0	GENERAL TOLERANCES (UNLESS SPECIFIED): mm INCH 4 PLACES ± --- ± --- 3 PLACES ± --- ± --- 2 PLACES ± 0.13 ± --- 1 PLACE ± 0.25 ± --- 0 PLACE ± --- ± ---	DIMENSION STYLE MM ONLY	SCALE 1:1	DESIGN UNITS METRIC	THIRD ANGLE PROJECTION
	DRAWN BY: SKRA JENDRANA 2016/12/15 CHECKED BY: VKOSHY 2016/12/15 APPROVED BY: VKOSHY 2017/03/03	MATERIAL NO. SEE BOM TABLE DOCUMENT NO. SD-34576-0001	TITLE ICD - MX123 18/49/56CKT INTERFACE CONNECTION DRW MOLEX	SHEET NO. 17 OF 22		



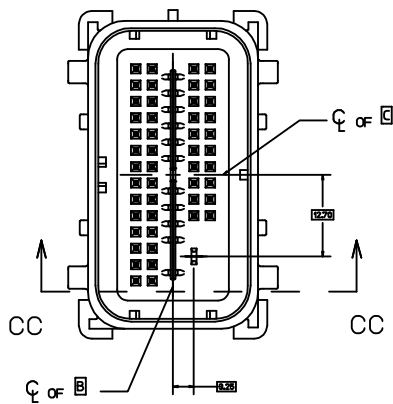
CKT	DIM 100
49 / 56 CKT	17.20 +0.20/-0.10
18 CKT	17.50 +0.20/-0.10

ENTER DESCRIPTION IEC NO: UAU2017-0870 DRAWN IN ITALY 2017/03/27 CHKD: APPR: VKOSHY 2017/03/29 A4	QUALITY SYMBOLS ∇=0 ∇=0 ∇=0	GENERAL TOLERANCES (UNLESS SPECIFIED) <table border="1"> <thead> <tr> <th></th> <th>mm</th> <th>INCH</th> </tr> </thead> <tbody> <tr> <td>4 PLACES</td> <td>± 0.15</td> <td>± 0.006</td> </tr> <tr> <td>3 PLACES</td> <td>± 0.20</td> <td>± 0.008</td> </tr> <tr> <td>2 PLACES</td> <td>± 0.25</td> <td>± 0.010</td> </tr> <tr> <td>1 PLACE</td> <td>± 0.30</td> <td>± 0.012</td> </tr> <tr> <td>0 PLACE</td> <td>± 0.35</td> <td>± 0.014</td> </tr> </tbody> </table> ANGULAR ± 1° DRAFT WHERE APPLICABLE MUST REMAIN WITHIN DIMENSIONS		mm	INCH	4 PLACES	± 0.15	± 0.006	3 PLACES	± 0.20	± 0.008	2 PLACES	± 0.25	± 0.010	1 PLACE	± 0.30	± 0.012	0 PLACE	± 0.35	± 0.014	DIMENSION STYLE MM ONLY DRAWN BY: SKRAJENDRANA 2016/12/15 CHECKED BY: VKOSHY 2016/12/15 APPROVED BY: VKOSHY 2017/03/03 MATERIAL NO. SEE BOM TABLE SIZE D	SCALE 1:1 DESIGN UNITS METRIC THIRD ANGLE PROJECTION	TITLE ICD - MX123 18/49/56CKT INTERFACE CONNECTION DRW MOLEX molex DOCUMENT NO. SD-34576-0001 SHEET NO. 18 OF 22
		mm	INCH																				
	4 PLACES	± 0.15	± 0.006																				
	3 PLACES	± 0.20	± 0.008																				
2 PLACES	± 0.25	± 0.010																					
1 PLACE	± 0.30	± 0.012																					
0 PLACE	± 0.35	± 0.014																					
THIS DRAWING CONTAINS INFORMATION THAT IS PROPRIETARY TO MOLEX INCORPORATED AND SHOULD NOT BE USED WITHOUT WRITTEN PERMISSION																							
ICD - MX123 18/49/56CKT INTERFACE CONNECTION DRW MOLEX																							
molex																							

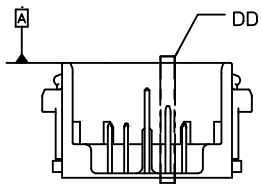


ENTER DESCRIPTION IEC NO: UAU2017-0870 DRAWN: CHTALIA 2017/03/27 CHKD: APPR: VKOSHY 2017/03/29	QUALITY SYMBOLS	GENERAL TOLERANCES (UNLESS SPECIFIED)	DIMENSION STYLE	SCALE	DESIGN UNITS	THIRD ANGLE PROJECTION
	▽=0	mm INCH	MM ONLY	1:1	METRIC	
	▽=0	4 PLACES ± ---				
	▽=0	3 PLACES ± ---				
	▽=0	2 PLACES ± 0.13				
	▽=0	1 PLACE ± 0.25				
		0 PLACE ± ---				
		ANGULAR ± 1 °				
		DRAFT WHERE APPLICABLE MUST REMAIN WITHIN DIMENSIONS				
			MATERIAL NO.	DOCUMENT NO.		
			SEE BOM TABLE	SD-34576-0001		
						SHEET NO. 19 OF 22

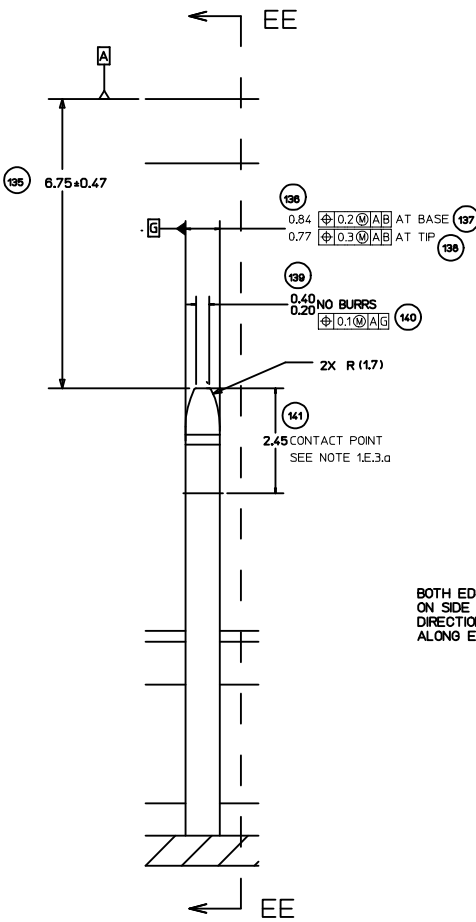
ICD - MX123 18/49/56CKT
 INTERFACE CONNECTION DRW
 MOLEX
molex
 SD-34576-0001



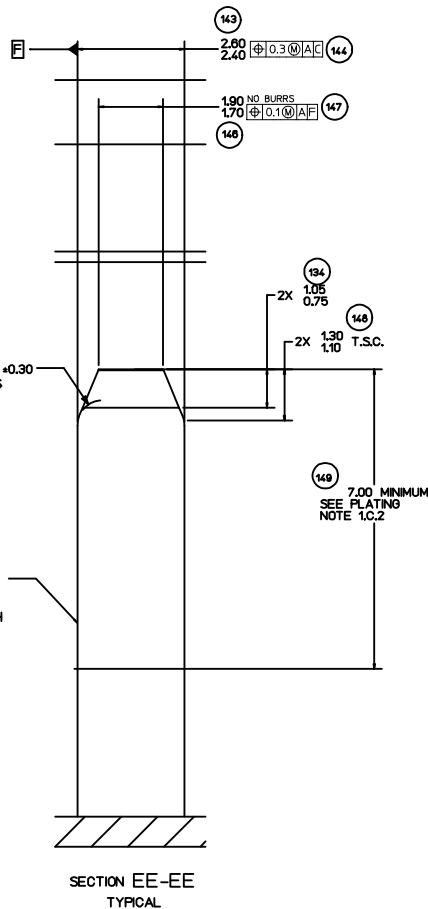
SECTION CC-CC



DETAIL DD
TYPICAL

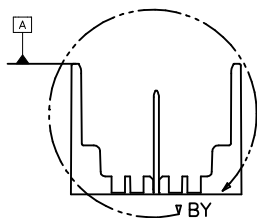
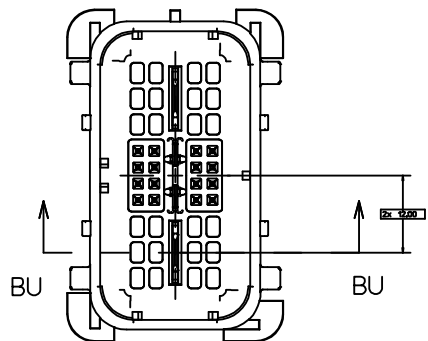


BOTH EDGES COINED
ON SIDE OPPOSITE
DIRECTION OF PUNCH
ALONG ENTIRE LENGTH

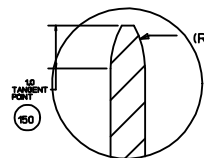


SECTION EE-EE
TYPICAL

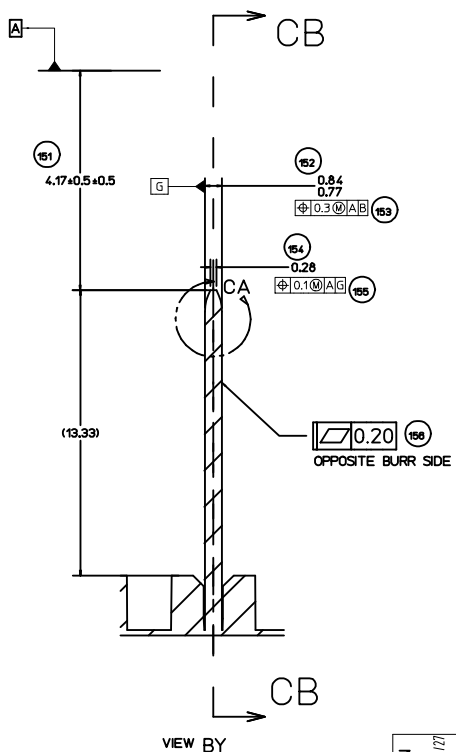
ENTER DESCRIPTION IEC NO: UAU2017-0870 DRAWN: CHITALLA CHKD: APPR: VKOSHY 2017/03/27 2017/03/29 A4	QUALITY SYMBOLS ∇=0 ∇=0 ∇=0	GENERAL TOLERANCES (UNLESS SPECIFIED) mm INCH 4 PLACES ± --- ± --- 3 PLACES ± --- ± --- 2 PLACES ± 0.13 ± --- 1 PLACE ± 0.25 ± --- 0 PLACE ± --- ± --- ANGULAR ± 1 ° DRAFT WHERE APPLICABLE MUST REMAIN WITHIN DIMENSIONS	DIMENSION STYLE MM ONLY DRAWN BY DATE SKRAJENDRANA 2016/12/15 CHECKED BY DATE VKOSHY 2016/12/15 APPROVED BY DATE VKOSHY 2017/03/03	SCALE 1:1 DESIGN UNITS METRIC THIRD ANGLE PROJECTION	TITLE ICD - MX123 18/49/56CKT INTERFACE CONNECTION DRW MOLEX molex	MATERIAL NO. SEE BOM TABLE	DOCUMENT NO. SD-34576-0001	SHEET NO. 20 OF 22
	THIS DRAWING CONTAINS INFORMATION THAT IS PROPRIETARY TO MOLEX INCORPORATED AND SHOULD NOT BE USED WITHOUT WRITTEN PERMISSION							
	SIZE D							
	ICD - MX123 18/49/56CKT INTERFACE CONNECTION DRW MOLEX							



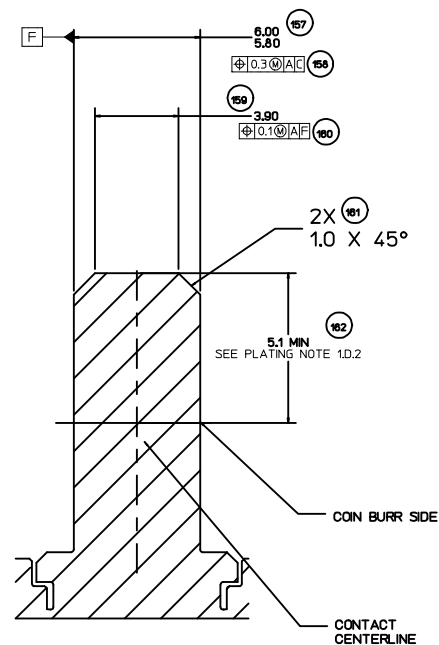
SECTION BU-BU



VIEW CA
SCALE 10:1



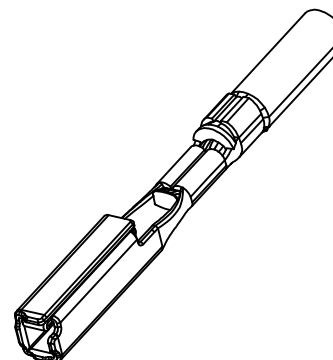
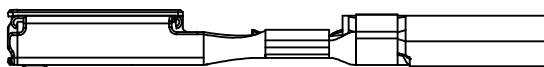
VIEW BY



SECTION CB-CB

ENTER DESCRIPTION IEC NO: UAU2017-0870 DRAWN: ACHITALLIA 2017/03/27 CHKD: APPR: VKOSHY 2017/03/29 REV:	QUALITY SYMBOLS	GENERAL TOLERANCES (UNLESS SPECIFIED)	DIMENSION STYLE	SCALE	DESIGN UNITS	THIRD ANGLE PROJECTION
	$\nabla=0$ $\nabla=0$ $\nabla=0$	mm INCH 4 PLACES #--- #--- 3 PLACES #--- #--- 2 PLACES #0.13 #--- 1 PLACE #0.25 #--- 0 PLACE #--- #---	MM ONLY	1:1	METRIC	
	MATERIAL NO. SEE BOM TABLE	DATE SKRA JENDRANA 2016/12/15 DATE VKOSHY 2016/12/15 DATE VKOSHY 2017/03/03	TITLE ICD - MX123 18/49/56CKT INTERFACE CONNECTION DRW MOLEX	DOCUMENT NO. SD-34576-0001	SHEET NO. 21 OF 22	
	THIS DRAWING CONTAINS INFORMATION THAT IS PROPRIETARY TO MOLEX INCORPORATED AND SHOULD NOT BE USED WITHOUT WRITTEN PERMISSION					

MOLEX MX64 RECEPTACLE TERMINAL INFORMATION						
ITEM	MOLEX P/N	WIRE SIZE MM2	TYPE	PLATING	REEL WIND DIRECTION	COMMENTS
1	34736-0025	0.35	ISO	SILVER	LEFT	
2	34736-0026	0.35	ISO	SILVER	RIGHT	
3	34736-0027	0.5 / 0.75	ISO	SILVER	LEFT	
4	34736-0028	0.5 / 0.75	ISO	SILVER	RIGHT	



CAVITY PLUGS								
ITEM	MFG	MFG P/N	SIZE	COLOR	MFG DRAWING	PROD SPEC	APP SPEC	COMMENTS
1	MOLEX	34586-0001	0.64	NATURAL	SD-34586-001	PS-34566-0000	AS-34566-001	
2	YAZAKI	7158-3114-90	2.8	BLUE	7158-3114-90	YPES-11-04-062	YPES-15-299	

ITEM 1



ITEM 2

ENTER DESCRIPTION EEC NO: UAU2017-0870 DRAWN: ACHITALLIA 2017/03/27 CHKD: APPR: VKOSHY 2017/03/29 REV:	QUALITY SYMBOLS	GENERAL TOLERANCES (UNLESS SPECIFIED)	DIMENSION STYLE	SCALE	DESIGN UNITS	THIRD ANGLE PROJECTION
	▽=0	mm INCH	MM ONLY	1:1	METRIC	☉
	▽=0	4 PLACES ± --- ± ---	DRAWN BY SKRA JENDRANA	DATE 2016/12/15	TITLE ICD - MX123 18/49/56CKT INTERFACE CONNECTION DRW	
	▽=0	3 PLACES ± --- ± ---	CHECKED BY VKOSHY	DATE 2016/12/15	MOLEX	
	ANGULAR ± 1 °	DRAFT WHERE APPLICABLE MUST REMAIN WITHIN DIMENSIONS	MATERIAL NO. SEE BOM TABLE	APPROVED BY VKOSHY	DATE 2017/03/03	DOCUMENT NO. SD-34576-0001
A4	SIZE D	THIS DRAWING CONTAINS INFORMATION THAT IS PROPRIETARY TO MOLEX INCORPORATED AND SHOULD NOT BE USED WITHOUT WRITTEN PERMISSION				SHEET NO. 22 OF 22