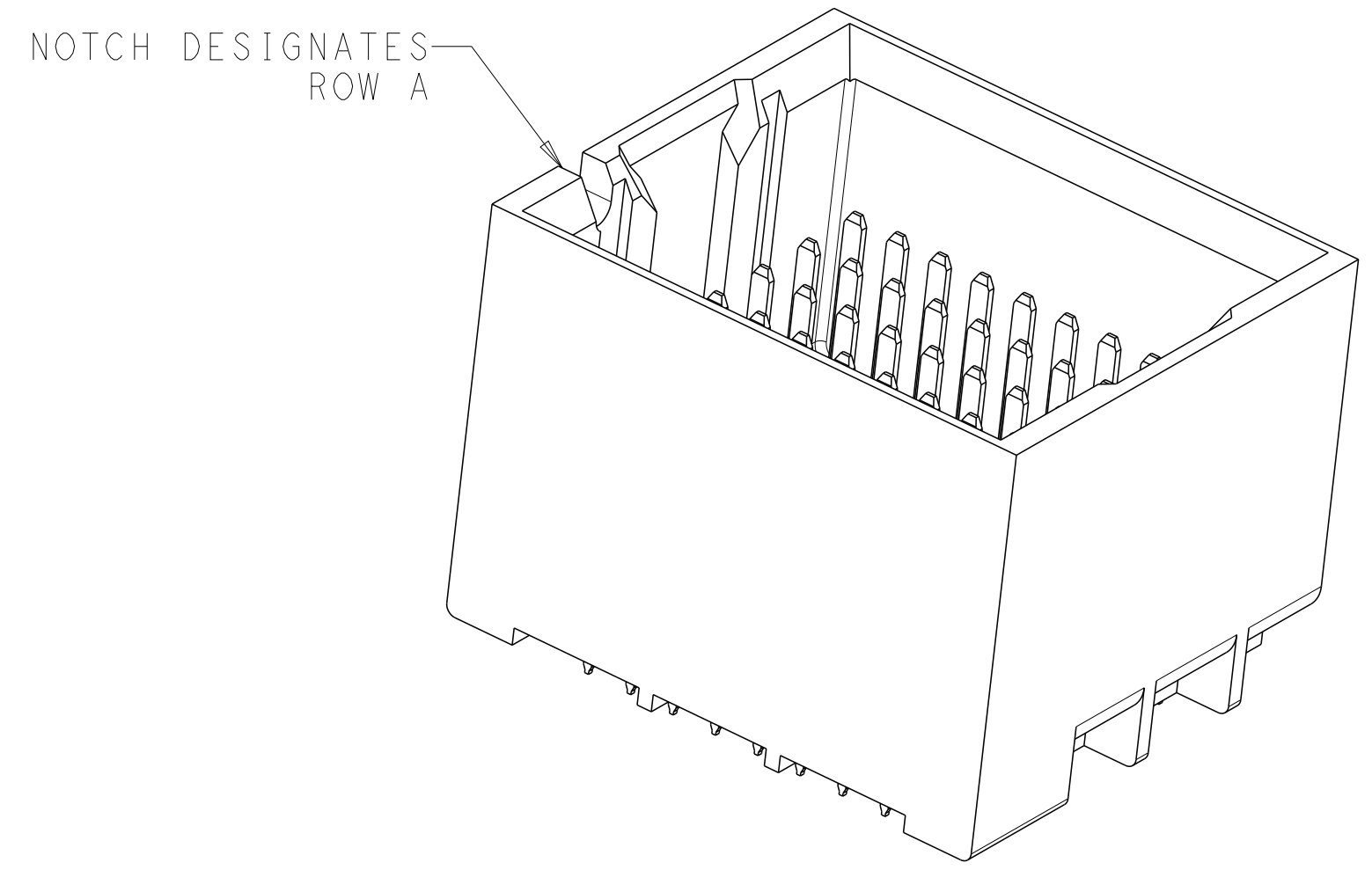
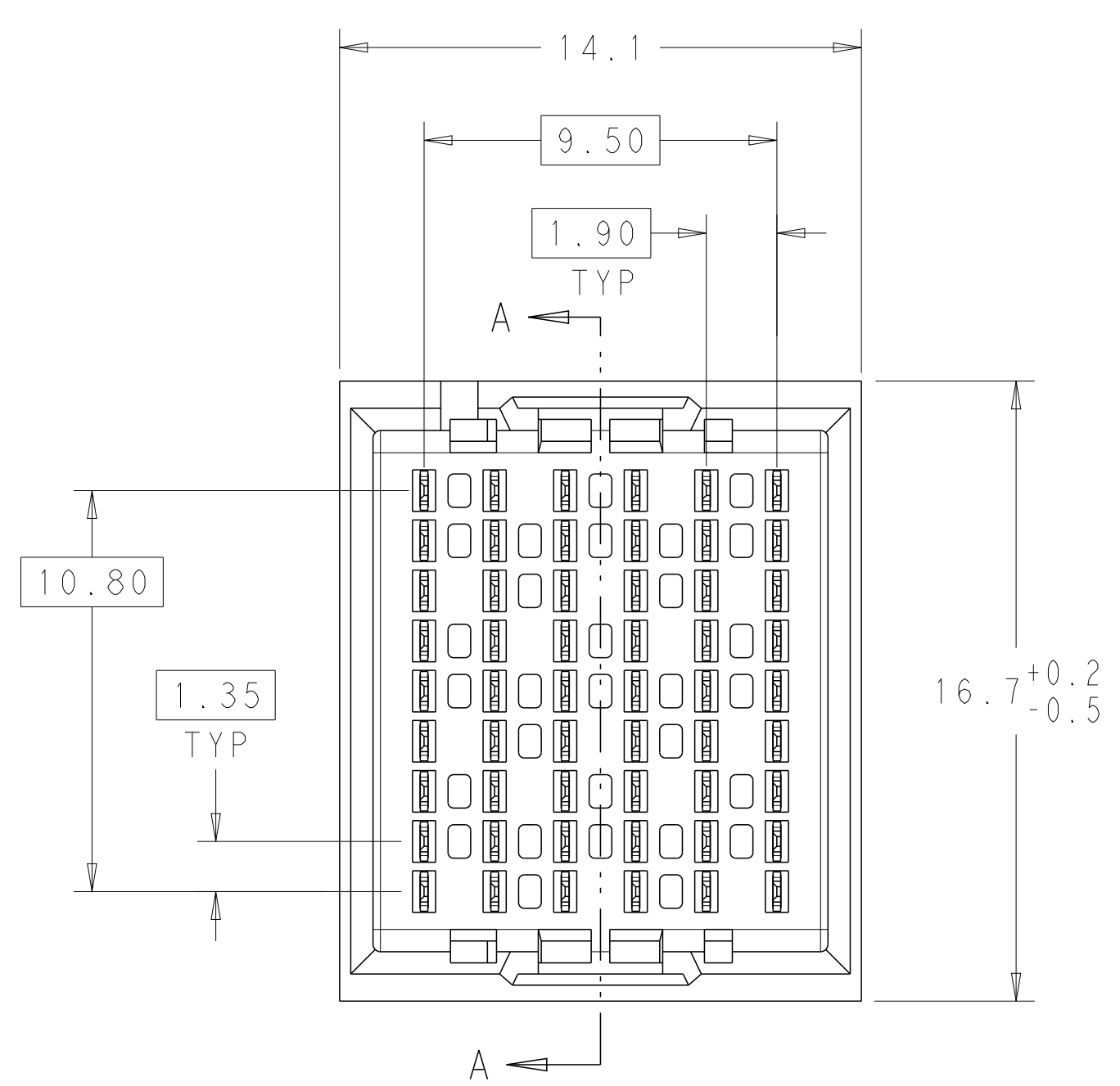
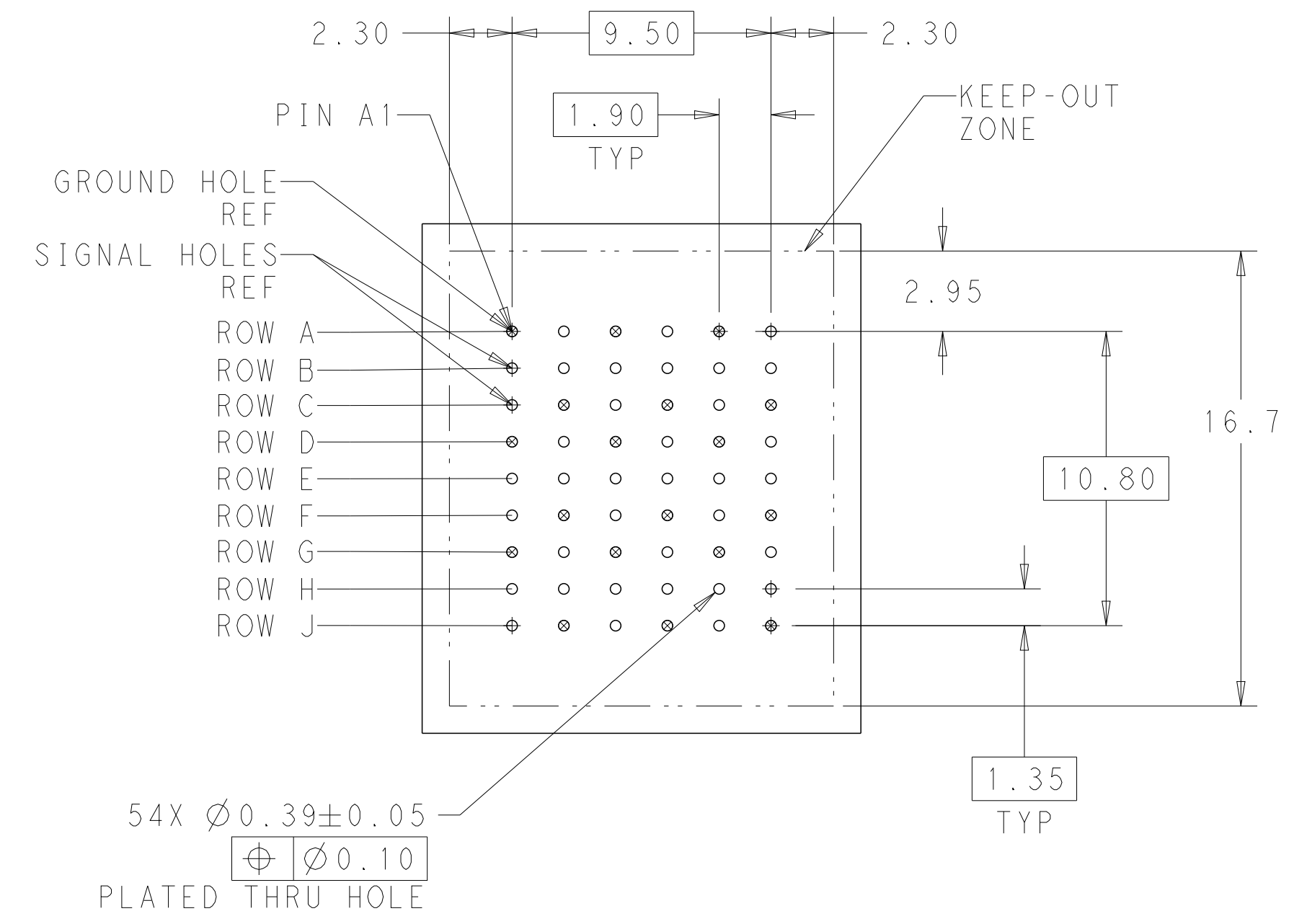


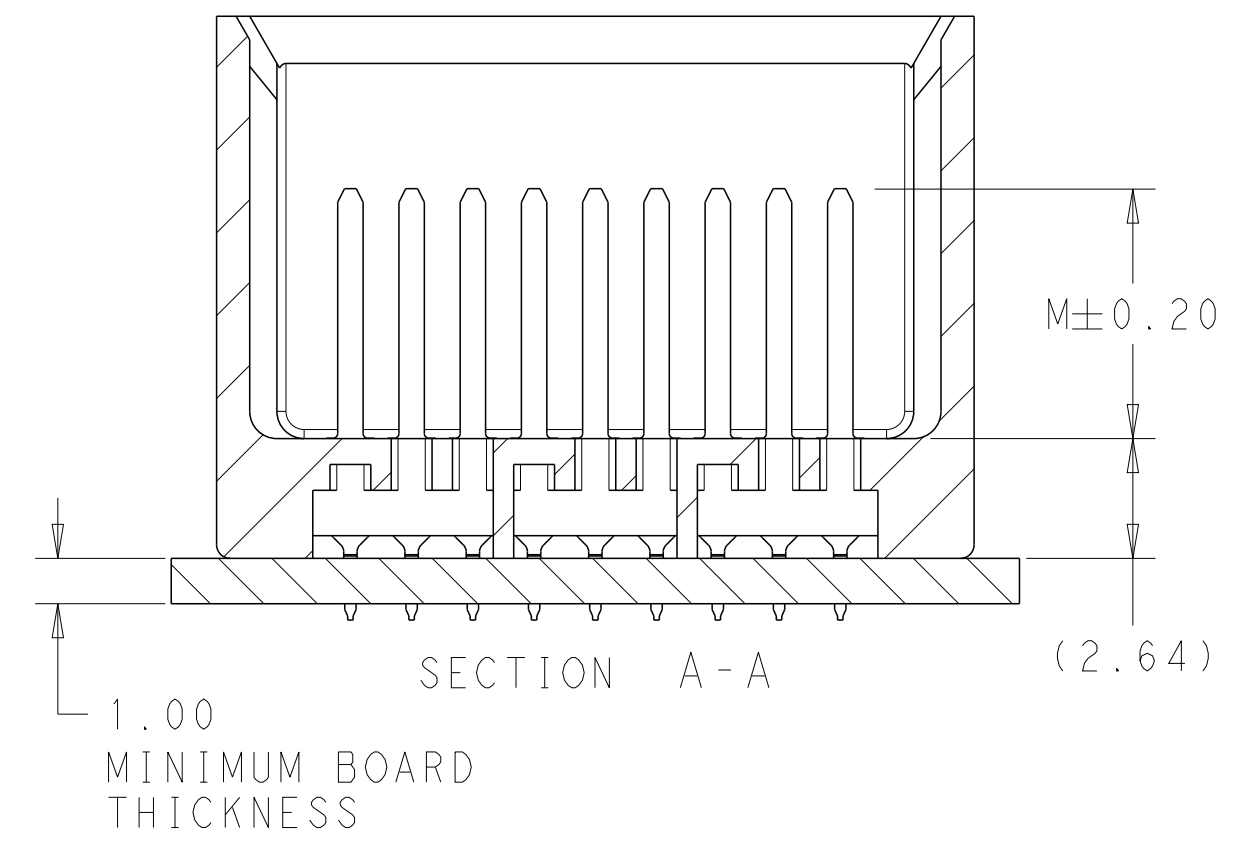
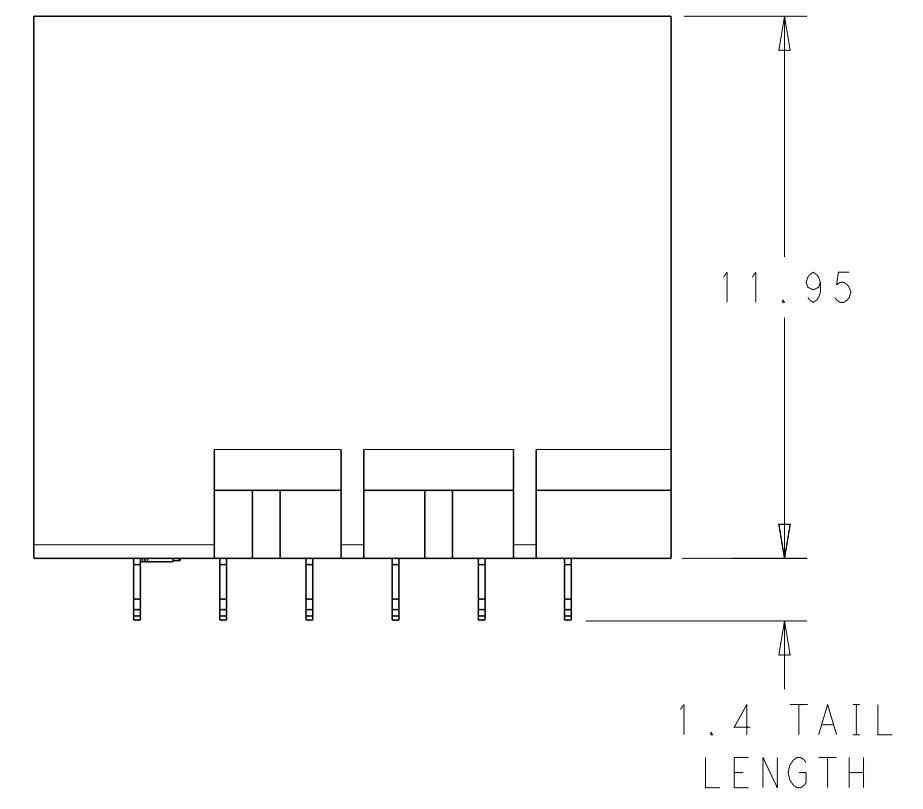
| LOC | | DIST | | REVISIONS | | | |
|-----|-----|---------------------------|-----------|-----------|------|--|--|
| P | LTN | DESCRIPTION | DATE | DWN | APVD | | |
| B | | REVISED PER ECO-12-020318 | 21NOV2012 | KH | DD | | |



- ⚠ MATERIAL:
HOUSING: LCP, GLASS FILLED, UL94V-0.
TERMINALS: HIGH PERFORMANCE COPPER ALLOY.
- ⚠ FINISH:
30μ" MIN GOLD IN CONTACT AREA. SELECTIVE TIN ON PCB TAILS, NICKEL OVERALL.
- ⚠ FINISH:
30μ" MIN GOLD IN CONTACT AREA. SELECTIVE TIN-LEAD ON PCB TAILS, NICKEL OVERALL.



UNGUIDED
BACKPLANE HOLE PATTERN
(CONNECTOR SIDE)



| | | | |
|---|--|--|-----------------|
| THIS DRAWING IS A CONTROLLED DOCUMENT. | | DWN J. K. SHOBER 05JAN2011 | TE Connectivity |
| DIMENSIONS: | | CHK J. EARY 05JAN2011 | |
| mm | | APVD J. EARY 05JAN2011 | |
| 0 PLC ± 1 PLC ±0.25 2 PLC ±0.13 3 PLC ± 4 PLC ± ANGLES ± FINISH SEE TABLE | | NAME IMPACT, 3 PAIR, 6 COLUMN, HEADER UNGUIDED, DUAL END WALL SIGNAL MODULE, 0.39 PTH SIZE CAGE CODE DRAWING NO RESTRICTED TO A100779C=2132540 WEIGHT CUSTOMER DRAWING SCALE 6:1 SHEET 1 OF 2 REV B | |

THIS DRAWING IS UNPUBLISHED. RELEASED FOR PUBLICATION 20
 © COPYRIGHT 20 BY - ALL RIGHTS RESERVED.

| LOC | | DIST | | REVISIONS | | | |
|-----|-----|-------------|------|-----------|------|--|--|
| P | LTN | DESCRIPTION | DATE | DMN | APVD | | |
| - | - | SEE SHEET 1 | - | - | - | | |
| | | | | | | | |
| | | | | | | | |

| FINISH | DIM M | PART NUMBER |
|--------|-------|-------------|
| | 5.5 | 2132540-6 |
| | 4.9 | 2132540-5 |
| | 4.5 | 2132540-4 |
| | 5.5 | 2132540-3 |
| | 4.9 | 2132540-2 |
| | 4.5 | 2132540-1 |

REFER TO WWW.TE.COM
FOR PRODUCT AVAILABILITY

| | | | |
|--|--|---------------------------|---------------------------------------|
| THIS DRAWING IS A CONTROLLED DOCUMENT. | | DMN J.K. SHOBER 05JAN2011 | TE Connectivity |
| DIMENSIONS: mm | | CHK J. EARY 05JAN2011 | |
| TOLERANCES UNLESS OTHERWISE SPECIFIED: | | APVD J. EARY 05JAN2011 | NAME IMPACT, 3 PAIR, 6 COLUMN, HEADER |
| 0 PLC ± .25 | | PRODUCT SPEC | UNGUIDED, DUAL END WALL |
| 1 PLC ±0.13 | | APPLICATION SPEC | SIGNAL MODULE, 0.39 PTH |
| 2 PLC ± | | RESTRICTED TO | SIZE CAGE CODE DRAWING NO |
| 3 PLC ± | | WEIGHT | A100779C=2132540 |
| 4 PLC ± | | CUSTOMER DRAWING | SCALE 5:1 SHEET 2 OF 2 REV B |
| ANGLES FINISH SEE TABLE | | | |