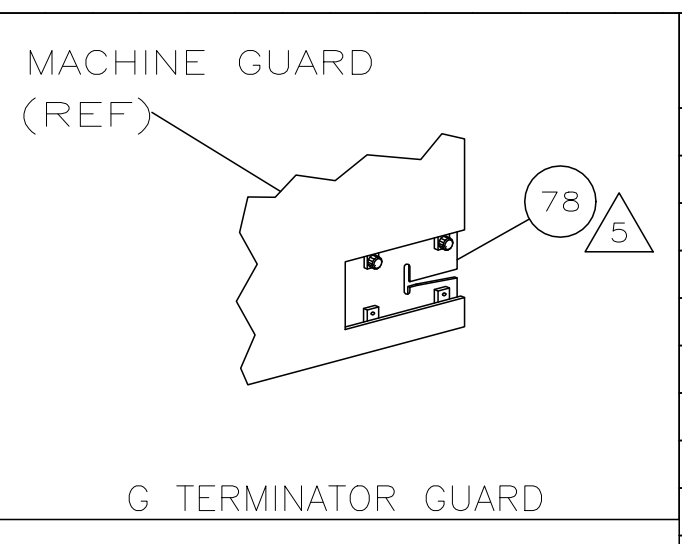
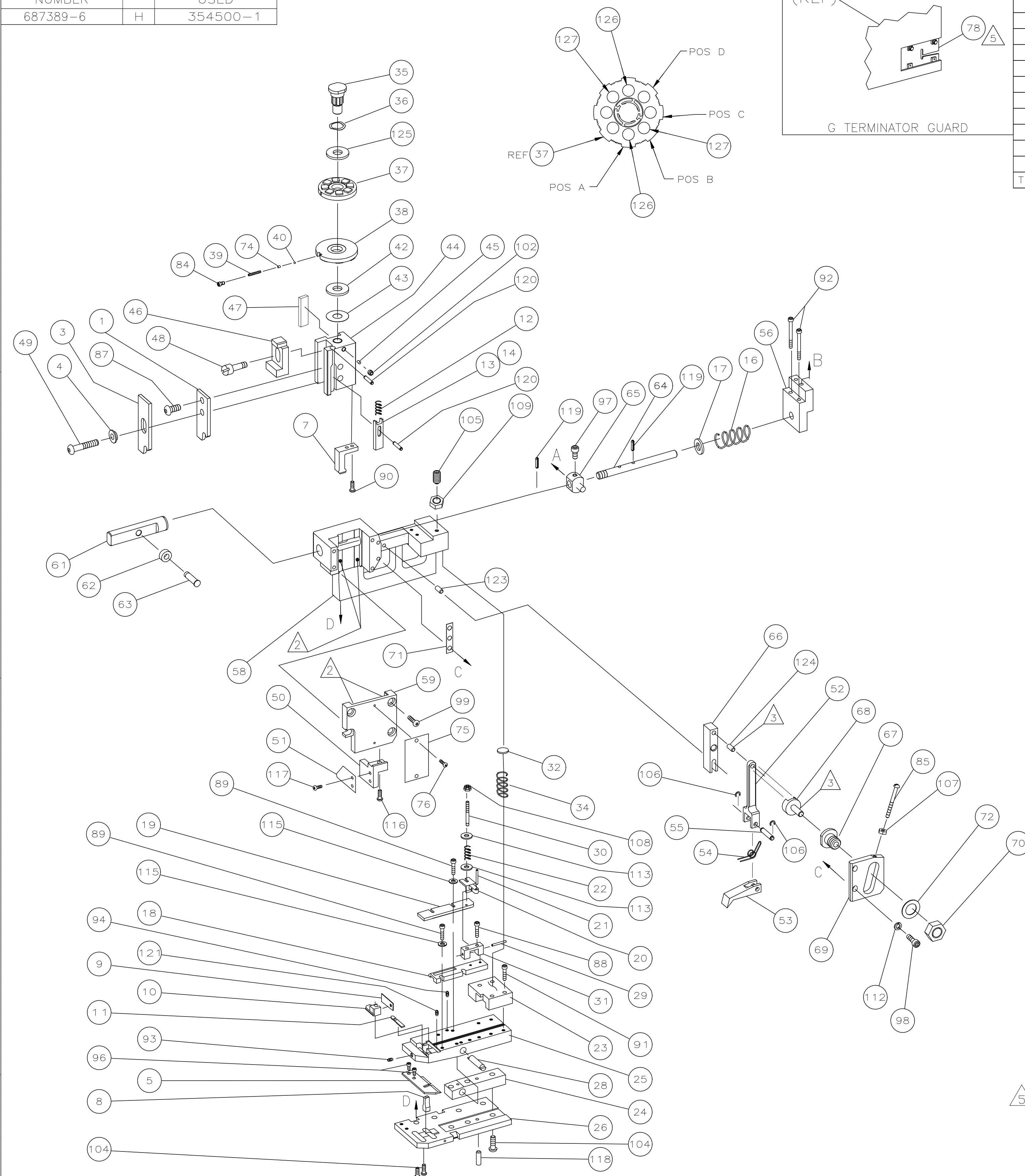


PART NUMBER	REV	FIRST USED
687389-6	H	354500-1



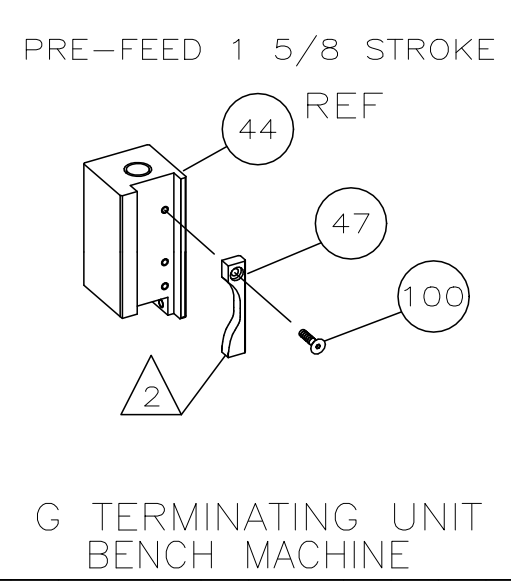
TERMINAL NAME:	RECEPTACLE
.250 FLAG FASTON™	60851
	42563-6
	42563-8
	42563-9

CRIMPING DATA			
PAD LTR	CRIMP HEIGHT	WIRE SIZE	
A	.089±.002[2.26±0.05mm]	10	
B	.075±.002[1.91±0.05mm]	12	
C	NOT	USED	
D	NOT	USED	
CRIMP	SIZE	TYPE	RANGE
WIRE	.200[5.08mm]	TAB LOCK	12-10
INSUL	.200[5.08mm]	0	.110-.210
FEED	APPL INST	SET UP GAGE	LAYOUT
.770	AI8031	-	-
WIRE STRIP LENGTH .234-.266			

REVISIONS				
P	LR	DESCRIPTION	DATE	BY
H		REVISED PER ECR-20-015067	29OCT2020	GK

QTY	U/M	PART NO	DESCRIPTION	ITEM NO
1	—	22594-8	NUT, HEX	70
1	—	240628-1	PLATE, ADJ	69
1	—	240626-1	SHAFT, PIVOT	68
1	—	240633-1	BUSHING	67
1	—	240630-1	LEVER, INTERMEDIATE	66
1	—	1804317-1	BLOCK, PIVOT	65
1	—	1633286-1	SCR, ADJ	64
1	—	240659-3	PIN, CAM ROLLER	63
1	—	240658-1	ROLLER,CAM	62
1	—	240631-1	ROD, FEED	61
1	—			60
1	—	318528-1	CAP ASSEMBLY	59
1	—	455162-1	HOUSING	58
1	—			57
1	—	1804319-1	GUIDE,FEED ROD	56
1	—	240624-1	PIN, FEED FINGER	55
1	—	691499-1	SPRING, FEED FINGER	54
1	—	454568-1	FINGER, FEED	53
1	—	240634-1	LEVER, TERMINAL	52
1	—	318530-3	STOP, WIRE	51
1	—	318529-1	BLOCK, MOUNTING	50
1	—	3-21002-5	BOLT, CRIMPER	49
1	—	22353-8	SCREW,SHOULDER	48
1	—	453991-1	CAM, PRE-FEED 1 5/8 ST	47
1	—	690578-1	BLOCK, INSULATION ADJUST	46
1	—	690191-1	PLUG, NYLON	45
1	—	454574-1	RAM	44
1	—	690125-1	WASHER, LAMINATED	43
1	—	1-690124-1	WASHER, RAM	42
1	—			41
1	—	23241-6	BALL, STEEL	40
1	—	690170-1	SPRING, COMPRESSION	39
1	—	690142-1	DISC, INSULATION	38
1	—	354777-1	WIRE DISC, PLASTIC	37
1	—	22480-5	WASHER, SPRING	36
1	—	690212-1	POST, RAM	35
1	—	3-23846-5	SPRING, HINGE BAR	34
1	—			33
1	—	690573-1	SPACER, SPRING	32
1	—	454569-1	MOUNT, DRAG	31
1	—	1-22354-8	STUD, DRAG	30
1	—	21030-2	PIN, MOUNT, DRAG	29
1	—	690582-1	PIN, HINGE	28
1	—			27
1	—	684905-1	PLATE, BASE	26
1	—	454579-2	HINGE BAR	25
1	—	690571-1	BLOCK, STABILIZER	24
1	—	690585-1	BLOCK, PRESSURE	23
1	—	22282-5	SPRING, DRAG	22
1	—	21030-6	LEVER, DRAG	21
1	—	454570-1	DRAG, STOCK	20
1	—	454573-1	GUIDE, STRIP (REAR)	19
1	—	318739-6	GUIDE, STRIP (FRONT)	18
1	—	21899-4	WASHER, FLAT (5/16)	17
1	—	4-22284-9	SPRING, FEED RETURN	16
1	—			15
1	—	1-692134-6	POSITIONER,TERMINAL	14
1	—	692134-6	POSITIONER,TERMINAL	13
1	—	5-22280-5	SPRING,TERM. POSITIONER	12
1	—	454711-1	PLATE, REAR SHEAR	11
1	—	454710-1	ANVIL INSERT	10
1	—	1-690569-1	PLATE, FRONT SHEAR	9
1	—	690761-1	ANVIL	8
1	—	454575-4	BLADE, SLUG	7
1	—			6
1	—	684906-1	PLATE,ANVIL RETAINING	5
1	—	690574-1	SPACER,TUBULAR INSUL CRIMPER	4
1	—	690764-4	CRIMPER, INSULATION	3
1	—			2
1	—	690763-2	CRIMPER, WIRE	1

- 1 RECOMMENDED SPARE PARTS.
- 2 GREASE LIGHTLY.
- 3 LUBRICATE DAILY USING NO. 20 MACHINE OIL.
- 4. DO NOT EXCEED 80 C.P.M. WITH THIS APPLICATOR.
- 5 GUARD MUST BE IN PLACE WHEN OPERATING APPLICATOR IN A BENCH MACHINE.
- 6 ITEMS 13 & 14 CAN BE CHANGED TO CENTER TAB IN SLOT WHILE CRIMPING.



2	—	9-354778-1	PIN, WIRE DISC (.2950)B	127
2	—	6-354778-5	PIN, WIRE DISC (.2820)A	126
1	—	986950-1	WASHER, FLAT PRECISION	125
1	—	1-21030-2	PIN, DOWEL (Ø187X.62)	124
1	—	1-21030-6	PIN, DOWEL (Ø187X1.25)	123
2	—	3-21028-2	PIN, SLOTTED SPRING (Ø94X.25)	122
3	—	4-21028-9	PIN, SLOTTED SPRING (Ø125X.38)	120
2	—	5-21028-1	PIN, SLOTTED SPRING (Ø125X.50)	119
1	—	21029-5	PIN, SLOTTED SPRING (Ø188X.75)	118
2	—	1-21002-6	SCREW, BHC (6-32 x .25) STOP	117
1	—	2-22603-1	SCREW, HEX (8-32 x .38) MTG	116
4	—	21024-4	WASHER, LOCK (#8)	115
2	—	21055-6	WASHER, FLAT (#8)	114
2	—	21899-2	WASHER, FLAT (#10)	113
2	—	21024-5	WASHER, LOCK (#10)	112
1	—			111
1	—			110
1	—	1-22202-7	NUT, HEX (5/16-24)	109
1	—	21022-3	NUT,HEX (LOCKING)(10-32)	108
1	—	21018-5	NUT, HEX (6-32)	107
2	—	21045-3	RING,RET"C"(Ø187)FD PIN	106
1	—	8-21007-5	SCREW,SKT SET(5/16-24x.75)	105
7	—	2-22733-8	SCREW, BHC (1/4-20X.63)	104
1	—			103
1	—	21009-2	SCREW,SKT SET(1/4-20x.25)	102
1	—			101
1	—	1-21002-7	SCREW, BHC (6-32X.38)CAM	100
4	—	3-21000-8	SCREW, SHC (10-32X.88)	99
2	—	3-21000-6	SCREW, SHC (10-32X.62)	98
1	—	3-21000-4	SCREW, SHC (10-32X.38)	97
2	—	7-21000-6	SCREW, SHC (10-32X.31)	96
2	—	4-21006-0	SCREW, SKT SET (8-32X.25)	94
1	—	21061-9	SCREW, SKT SET (8-32X.25)	93
2	—	9-21000-3	SCREW, SHC (8-32X2.00)	92
4	—	2-21000-9	SCREW, SHC (8-32X.75)	91
2	—	1-23030-1	SCREW, SHC (NYLOK)(8-32X.62)	90
4	—	2-22603-3	SCREW, HEX (8-32X.62)	89
2	—	2-21000-8	SCREW, SHC (8-32 x .62)	88
1	—	2-21002-1	SCREW, BHC (8-32X.38)	87
1	—			86
1	—	6-23715-5	SCR,PAN HD(6-32x1.50)FEED ADJ	85
1	—	23030-1	SCREW, SHC(NYLOK)(6-32X.25)	84
1	—			83
				82
				81
				80
				79
5	REF	679532-1	INSERT, GUARD	78
				77
1	—	21017-2	SCR, DRIVE (2X .19)	76
1	—	461264-1	PLATE, IDENTIFICATION	75
1	—	690603-1	SPRING, ASSIST	74
				73
1	—	458109-1	WASHER, SPECIAL	72
1	—	690517-1	SPACER	71
1	U/M			

QTY REQD PER ASSY		PARTS LIST		QTY REQD PER ASSY		PARTS LIST	
	1				1		

THIS DRAWING IS A CONTROLLED DOCUMENT.

APVD: J. DODDS

DATE: 4-29-97

NAME: J. DODDS

APVD: G. CRISMAN

DATE: 4-28-97

NAME: G. CRISMAN

APVD: R. O WILSON

DATE: 4-25-97

NAME: R. O WILSON

APVD: J. DODDS

DATE: 4-29-97

NAME: J. DODDS

APPLY TO:	APPLY TO:	APPLY TO:	APPLY TO:
0 PLC ±	1 PLC ±	2 PLC ±	3 PLC ±
4 PLC ±	5 PLC ±	6 PLC ±	7 PLC ±
8 PLC ±	9 PLC ±	10 PLC ±	11 PLC ±
12 PLC ±	13 PLC ±	14 PLC ±	15 PLC ±
16 PLC ±	17 PLC ±	18 PLC ±	19 PLC ±
20 PLC ±	21 PLC ±	22 PLC ±	23 PLC ±
24 PLC ±	25 PLC ±	26 PLC ±	27 PLC ±
28 PLC ±	29 PLC ±	30 PLC ±	31 PLC ±
32 PLC ±	33 PLC ±	34 PLC ±	35 PLC ±
36 PLC ±	37 PLC ±	38 PLC ±	39 PLC ±
40 PLC ±	41 PLC ±	42 PLC ±	43 PLC ±
44 PLC ±	45 PLC ±	46 PLC ±	47 PLC ±
48 PLC ±	49 PLC ±	50 PLC ±	51 PLC ±
52 PLC ±	53 PLC ±	54 PLC ±	55 PLC ±
56 PLC ±	57 PLC ±	58 PLC ±	59 PLC ±
60 PLC ±	61 PLC ±	62 PLC ±	63 PLC ±
64 PLC ±	65 PLC ±	66 PLC ±	67 PLC ±
68 PLC ±	69 PLC ±	70 PLC ±	71 PLC ±
72 PLC ±	73 PLC ±	74 PLC ±	75 PLC ±
76 PLC ±	77 PLC ±	78 PLC ±	79 PLC ±
80 PLC ±	81 PLC ±	82 PLC ±	83 PLC ±
84 PLC ±	85 PLC ±	86 PLC ±	87 PLC ±
88 PLC ±	89 PLC ±	90 PLC ±	91 PLC ±
92 PLC ±	93 PLC ±	94 PLC ±	95 PLC ±
96 PLC ±	97 PLC ±	98 PLC ±	99 PLC ±
100 PLC ±	101 PLC ±	102 PLC ±	103 PLC ±
104 PLC ±	105 PLC ±	106 PLC ±	107 PLC ±
108 PLC ±	109 PLC ±	110 PLC ±	111 PLC ±
112 PLC ±	113 PLC ±	114 PLC ±	115 PLC ±
116 PLC ±	117 PLC ±	118 PLC ±	119 PLC ±
120 PLC ±	121 PLC ±	122 PLC ±	123 PLC ±
124 PLC ±	125 PLC ±	126 PLC ±	127 PLC ±

APPLY TO:	APPLY TO:	APPLY TO:	APPLY TO:
SIZE	GAGE CODE	DRAWING NO	RESTRICTED TO
A1	00779	687389-6	
CUSTOMER DRAWING	SCALE	SHEET	1 OF 1
		REV	H