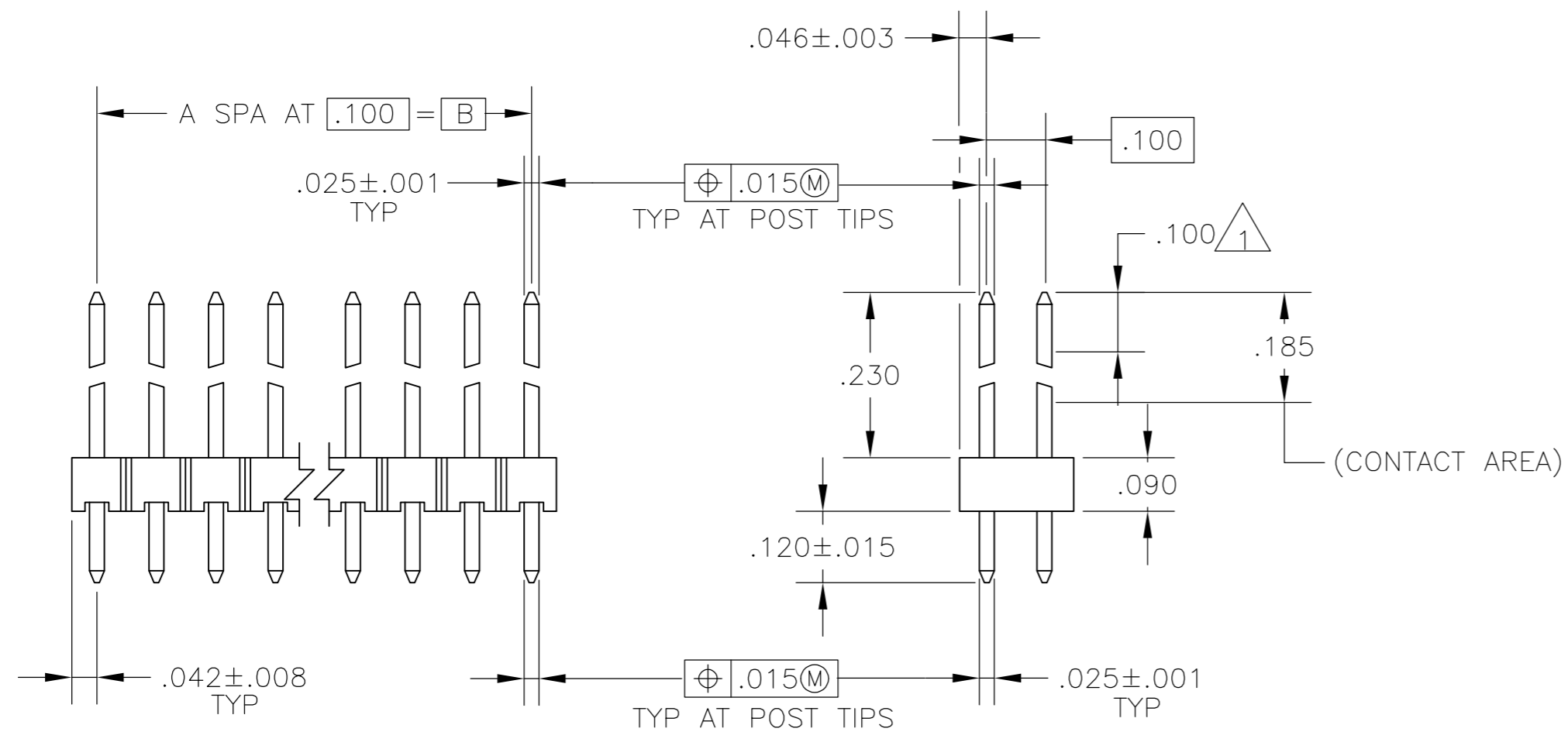
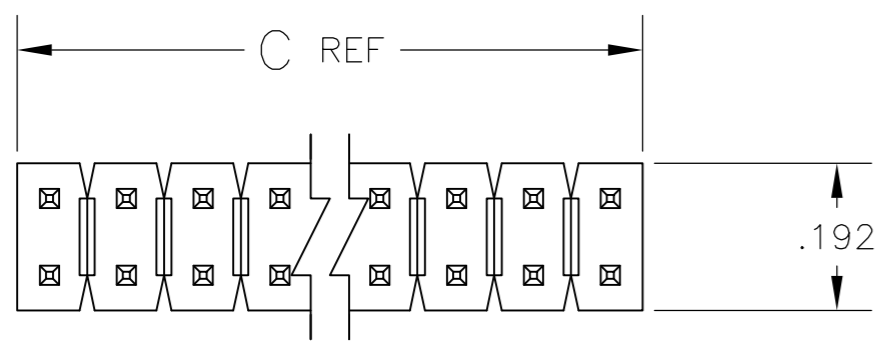
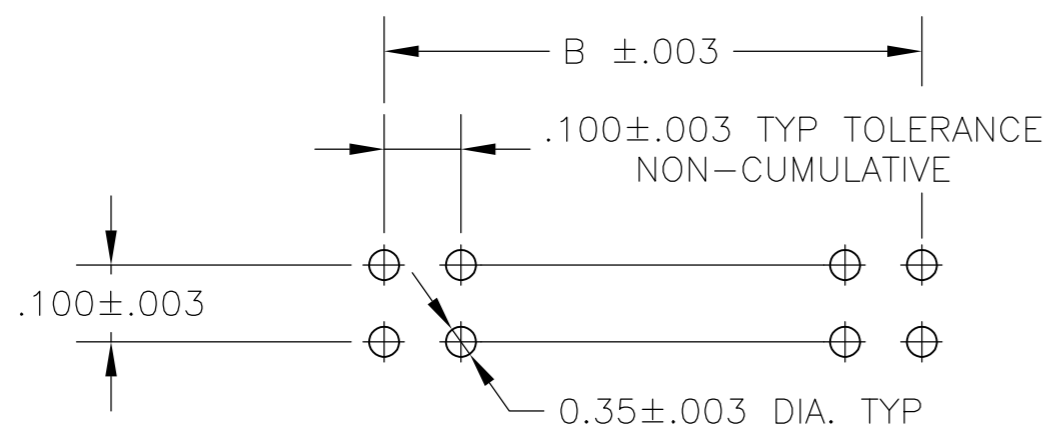


THIS DRAWING IS UNPUBLISHED. RELEASED FOR PUBLICATION
 © COPYRIGHT - By - ALL RIGHTS RESERVED.

LOC		DIST		REVISIONS			
P	LTR	DESCRIPTION		DATE	DWN	APVD	
AD	00	L	REVISED PER ECO-14-000068	28APR2014	NK	MM	



- 1 POINT OF MEASUREMENT FOR PLATING THICKNESS
- 2 ASSEMBLIES MAY BE BROKEN TO THE DESIRED NUMBER OF POSITIONS
- 3 TRUE POSITION TOLERANCE OF THE POST TIPS APPLIES WHEN THE HEADERS ARE HELD FLAT AGAINST THE PRINTED CIRCUIT BOARD
- 4 .000050 GOLD ON THE CONTACT AREA, .000100-.000200 MATTE TIN-LEAD ON THE SOLDER TAIL, ALL OVER .000050 NICKEL
- 5 .000050 GOLD ON THE CONTACT AREA, .000100-.000200 MATTE TIN ON THE SOLDER TAIL, ALL OVER .000050 NICKEL
- 6 HIGH TEMPERATURE CONFIGURATION
- 7 OBSOLETE PARTS: OBSOLETE CIS STREAMLINING PER D.RENAUD/D.SINISI



RECOMMENDED HOLE LAYOUT

REMARKS	PLATING	C	B	A	NO OF POS	ASSEMBLY PART NUMBER
OBSELETE		3.984	3.900	39	80	9-103739-0
OBSELETE		1.584	1.500	15	32	6-103739-6
OBSELETE		1.484	1.400	14	30	6-103739-5
OBSELETE		1.184	1.100	11	24	6-103739-2
OBSELETE		.984	.900	9	20	6-103739-0
OBSELETE		.484	.400	4	10	5-103739-5
OBSELETE		.184	.100	1	4	5-103739-2
OBSELETE		3.984	3.900	39	80	4-103739-0
OBSELETE		3.884	3.800	38	78	3-103739-9
OBSELETE		3.784	3.700	37	76	3-103739-8
OBSELETE		3.684	3.600	36	74	3-103739-7
OBSELETE		3.584	3.500	35	72	3-103739-6
OBSELETE		3.484	3.400	34	70	3-103739-5
OBSELETE		3.284	3.300	33	68	3-103739-4
OBSELETE		3.284	3.200	32	66	3-103739-3
OBSELETE		3.184	3.100	31	64	3-103739-2
OBSELETE		3.084	3.000	30	62	3-103739-1
OBSELETE		2.984	2.900	29	60	3-103739-0
OBSELETE		2.884	2.800	28	58	2-103739-9
OBSELETE		2.784	2.700	27	56	2-103739-8
OBSELETE		2.684	2.600	26	54	2-103739-7
OBSELETE		2.584	2.500	25	52	2-103739-6
OBSELETE		2.484	2.400	24	50	2-103739-5
OBSELETE		2.384	2.300	23	48	2-103739-4
OBSELETE		2.284	2.200	22	46	2-103739-3
OBSELETE		2.184	2.100	21	44	2-103739-2
OBSELETE		2.084	2.000	20	42	2-103739-1
OBSELETE		1.984	1.900	19	40	2-103739-0
OBSELETE		1.884	1.800	18	38	1-103739-9
OBSELETE		1.784	1.700	17	36	1-103739-8
OBSELETE		1.684	1.600	16	34	1-103739-7
OBSELETE		1.584	1.500	15	32	1-103739-6
OBSELETE		1.484	1.400	14	30	1-103739-5
OBSELETE		1.384	1.300	13	28	1-103739-4
OBSELETE		1.284	1.200	12	26	1-103739-3
OBSELETE		1.184	1.100	11	24	1-103739-2
OBSELETE		1.084	1.000	10	22	1-103739-1
OBSELETE		.984	.900	9	20	1-103739-0
OBSELETE		.884	.800	8	18	103739-9
OBSELETE		.784	.700	7	16	103739-8
OBSELETE		.684	.600	6	14	103739-7
OBSELETE		.584	.500	5	12	103739-6
OBSELETE		.484	.400	4	10	103739-5
OBSELETE		.384	.300	3	8	103739-4
OBSELETE		.284	.200	2	6	103739-3
OBSELETE		.184	.100	1	4	103739-2
OBSELETE		.084			2	103739-1

THIS DRAWING IS A CONTROLLED DOCUMENT.		DWN L D RINGLEY 25-07-85	TE Connectivity	
DIMENSIONS: INCHES		CHK R ELICKER 26-07-85		
TOLERANCES UNLESS OTHERWISE SPECIFIED:		APVD R ELICKER 26-07-85	NAME	
0 PLC ± -		PRODUCT SPEC	ASSEMBLY, MOD II, HEADER, BREAKAWAY, DOUBLE ROW, .100X, 100 C/L, WITH .025 SQUARE POSTS	
1 PLC ± -		APPLICATION SPEC	SIZE A2	CAGE CODE 00779
2 PLC ± -		FINISH SEE TABLE	DRAWING NO C=103739	RESTRICTED TO
3 PLC ± .005		MATERIAL HOUSING: FLAME RETARDANT THERMOPLASTIC COLOR: BLACK CONTACT: COPPER ALLOY	WEIGHT -	SCALE 4:1
4 PLC ± -			CUSTOMER DRAWING	SHEET 1 OF 1
ANGLES ± -				REV L