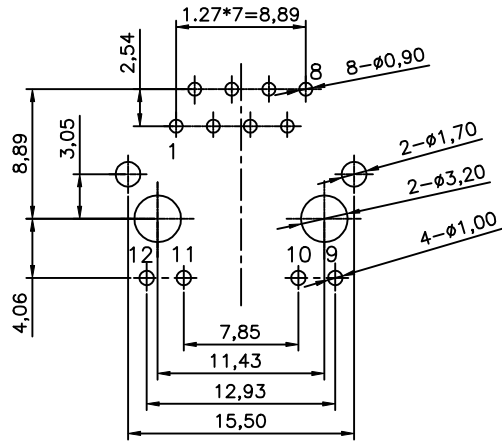
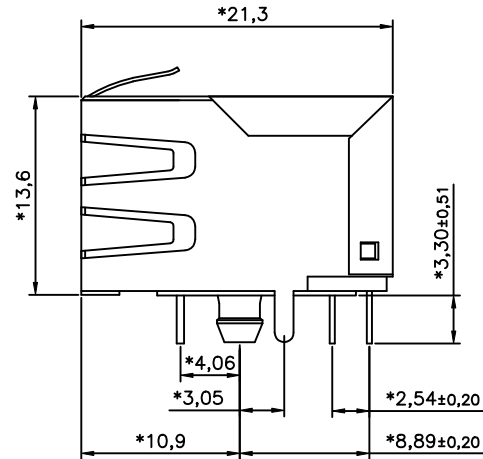
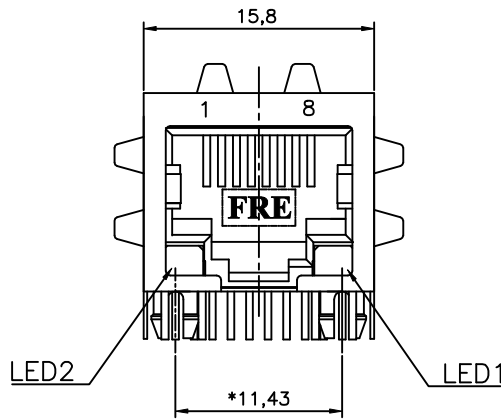


REVISION RECORD				
REV	ECO	DESCRIPTION	DRFT	CHKD
△		P/N MODIFY	Jake 10/18/05	



PC Board Layout Component Side Shown
PC Board =1.60 mm t



NOTES:

ELECTRICAL:

1. VOLTAGE RATING : 125 VAC RMS .
2. CURRENT RATING : 1.5 AMP .
3. CONTACT RESISTANCE : 45 MILLIOHMS MAX.
4. INSULATION RESISTANCE: 1000 MEGOHMS MIN @ 500 VDC.
5. DIELECTRIC STRENGTH : 1000 VAC RMS 60Hz, 1MIN.
6. WAVELENGTH: GREEN: 565±5 nm, ORANGE: 613±5 nm

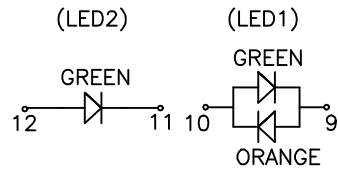
MECHANICAL:

1. HOUSING MATERIAL : FR52 UL94V-0.
2. CONTACT MATERIAL : PHOSPHOR BRONZE t=0.35mm.
3. PLATING : GOLD PLATING OVER NICKEL.
4. OPERATING LIFE : 750 CYCLES MIN.
5. PCB RETENTION PRE-SOLDER : 1 LB MIN.
6. PCB RETENTION POST-SOLDER: 10 LBS MIN.

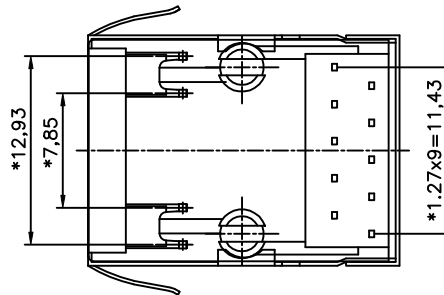
ENVIRONMENTAL:

1. STORAGE : -40°C TO +85°C.
2. OPERATION: -40°C TO +85°C.
3. SOLDERING TEMPERATURE: 255~265°C 5~10 SECONDS

MATES WITH MODULAR PLUG CONFORMING TO
FCC PART 68, SUBPART F.
UL FILE NO. E163191



LED COLOR DISPLAY



RoHS COMPLIANT

△ RoHS PART NUMBER: E5J88-19LJP3-L (intel P/N: C29524-002)

MM (INCH)		DFTO Jake	DATE 10/12/05	FULL RISE ELECTRONIC CO., LTD	
TOLERANCES EXCEPT AS NOTED		CHKDANKUE	DATE2005/10/20		
DETACHED LISTS	MM	MFO	DATE	TITLE SIDE ENTRY LED JACK	
	.0 ±0.20	APPVLU SHENG	DATE2005/10/20		
	.00 ±0.15	MATERIAL :		DRAWING NO. GE5J3342-LA /PART NO. SEE NOTE	
	.000 ±0.075	ANGLES ± 0.5	QTY :		
	THIRD ANGLE PROJECTION	FINISH :	SCALE : 2.5 : 1	DO NOT SCALE DRAWING	
			SHEET 1	OF 1	