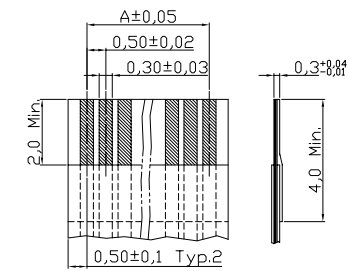
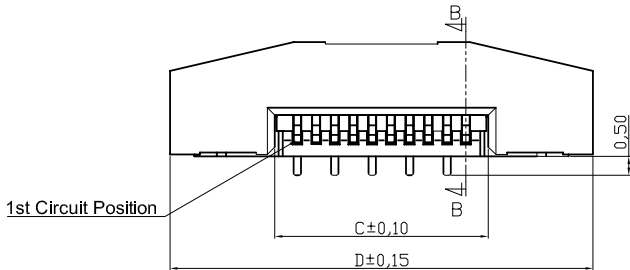


NOTES:

- ⑦ 1.Body: NYLON 6T Halogen-free UL94V-0
Color Nature
- ⑦④ 2.Slider: NYLON 6T Halogen-free UL94V-0
Color Black
- 3.Contact : Phosphor Bronze ,with Matte Tin plated
- 4.Fixed tab :Brass with Matte Tin plated
- 5.Plating: 3.05um(120µ")min. Matte Tin plated over 0.76um(30µ") Nickel
- 6.Contact style: Vertical type
- ⑧ 7. Reflow solder temperature: +250~260°C max. 20sec.



⑨ Accommodated FFC/FPC

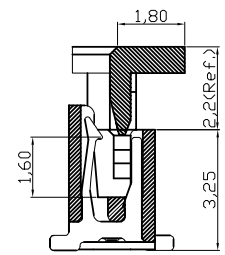
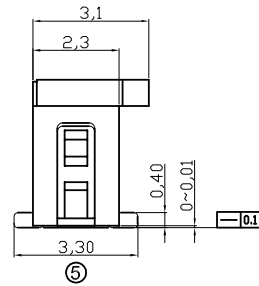
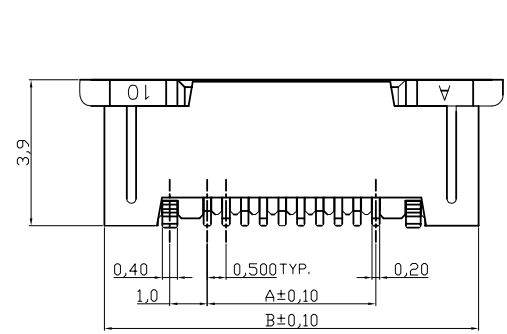
AFFC20-xx-050-SVS-xx ③

Plating: -(Blank): Matte Tin (see point 5)
G= Gold flash 1.2u" over 50u" Nickel

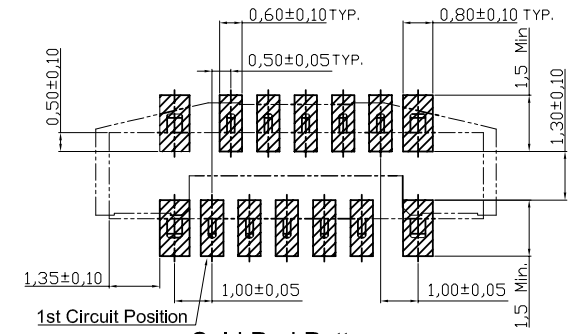
Packing:
R= Tape & Reel
T= Tube

A= 0.50x No. of Spaces
B= A + 5.5
C= A + 1.2
D= A + 6.8

*Available in 4 through 50 circuits




section B-B



Sold Pad Pattern

⑦ Halogen-Free
RoHS compliant
Unit: mm

⑥  File No.: E198287

Scale	Free	⑨	Add accommodated FFC/FPC	09.09.2019	Amy		Date	Name	Customer-No.
TOLERANCE									
.X	±0.15	⑧	Add reflow solder temperature	05.06.2017	Amy	Drawn	29.03.2007	Hellwig	ASSMANN WSW-No. AFFC20-xx-050-SVS-xx
.XX	±0.10	⑦	Change insulator material to Halogen-free	30.03.2017	Amy	Approved	09.09.2019	Amy	
.XXX	±0.05	⑥	Add UL No.	13.06.2016	Amy				
DIM	TOL	⑤	Update drawing	12.08.2014	Joanna				
X.°	±1°	④	Update	25.07.2012	Lucas				
X.X°	±X°	Id.	Modification	Date	Name				
Angle	TOL								Drawing-No. ASS 2192 CO Replace
									rev09 SHEET 1 / 2

1

2

3

4

5

6

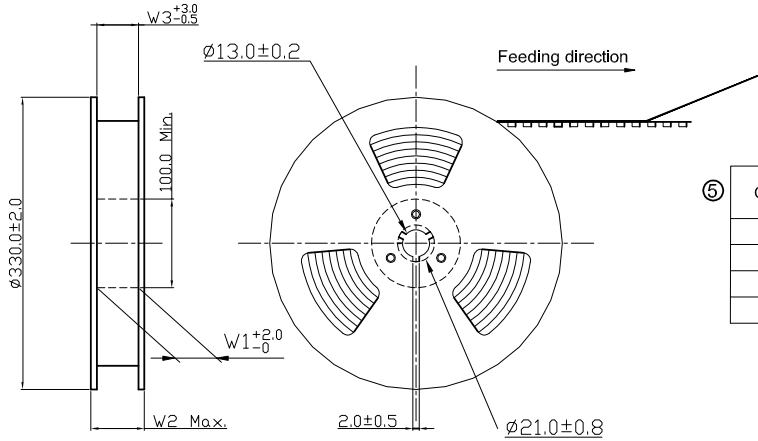
7

A

A

NOTES:

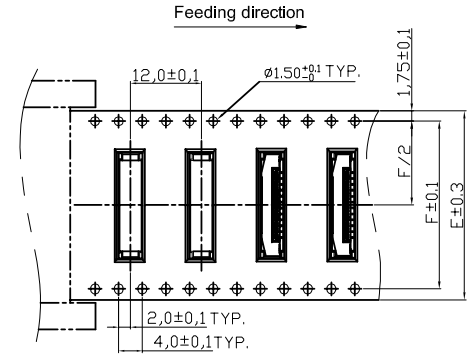
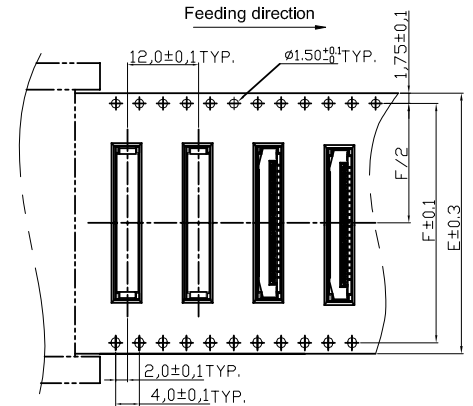
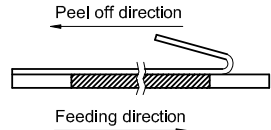
- ⑤ 1.Reel Material:Corrugated paper
- 2.Carrier Material : Clear, Conductive Polystyrene Alloy
- 3.Cover Tape Material: Polyester
- 4.Cover Tape Peel Strength: 0.1N-1.3N
- 5.Carrier camber is within 1mm in 100mm
- 6.All dimensions meet EIA-481-2&EIA-481-3 requirements
- 7.Quantity:1000 PCS/Reel



Circuits	Dimension					Packing (Reel/Caton)
	E	F	W1	W2	W3	
4	16.0	-	16.5	22.5	16.5	11
5-17	24.0	-	24.5	30.5	24.5	9
18-31	32.0	28.40	32.5	38.5	32.5	7
32-50	44.0	40.40	44.5	50.5	44.5	5

D

D

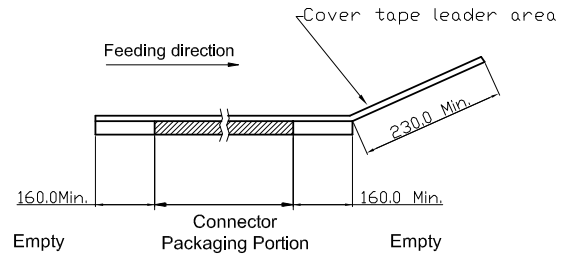


⑤ WIDTH:32.44 mm Carrier

⑤ WIDTH:16.24 mm Carrier

E

E



F

F

RoHS compliant
Unit: mm



Scale	Free	⑥	Add accommodated FFC/FPC	09.09.2019	Amy		Date	Name	Customer-No.
TOLERANCE		⑥	Add reflow solder temperature	05.06.2017	Amy	Drawn	29.03.2007	Hellwig	ASSMANN WSW-No. AFFC20-xx-050-SVS-xx
		⑦	Change insulator material to Halogen-free	30.03.2017	Amy	Approved	09.09.2019	Amy	
		⑥	Add UL No.	13.06.2016	Amy				
DIM	TOL	⑤	Update drawing	12.08.2014	Joanna				
		④	Update	25.07.2012	Lucas				
Angle	TOL	Id.	Modification	Date	Name	Replace	SHEET	2 / 2	

G

H

H

Drawing-No.
ASS 2192 CO rev09

1

2

3

4

5

6

7

SV225
SV2010