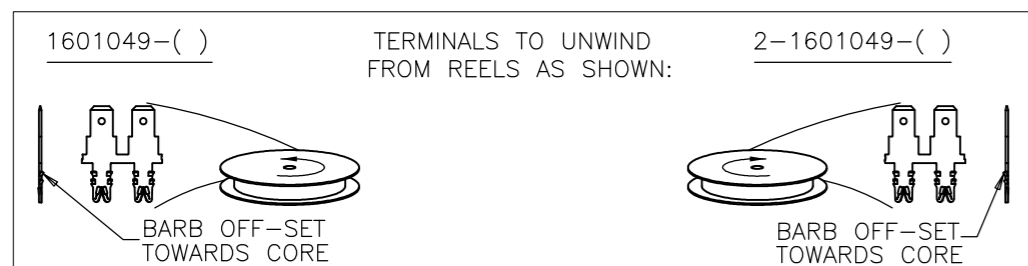
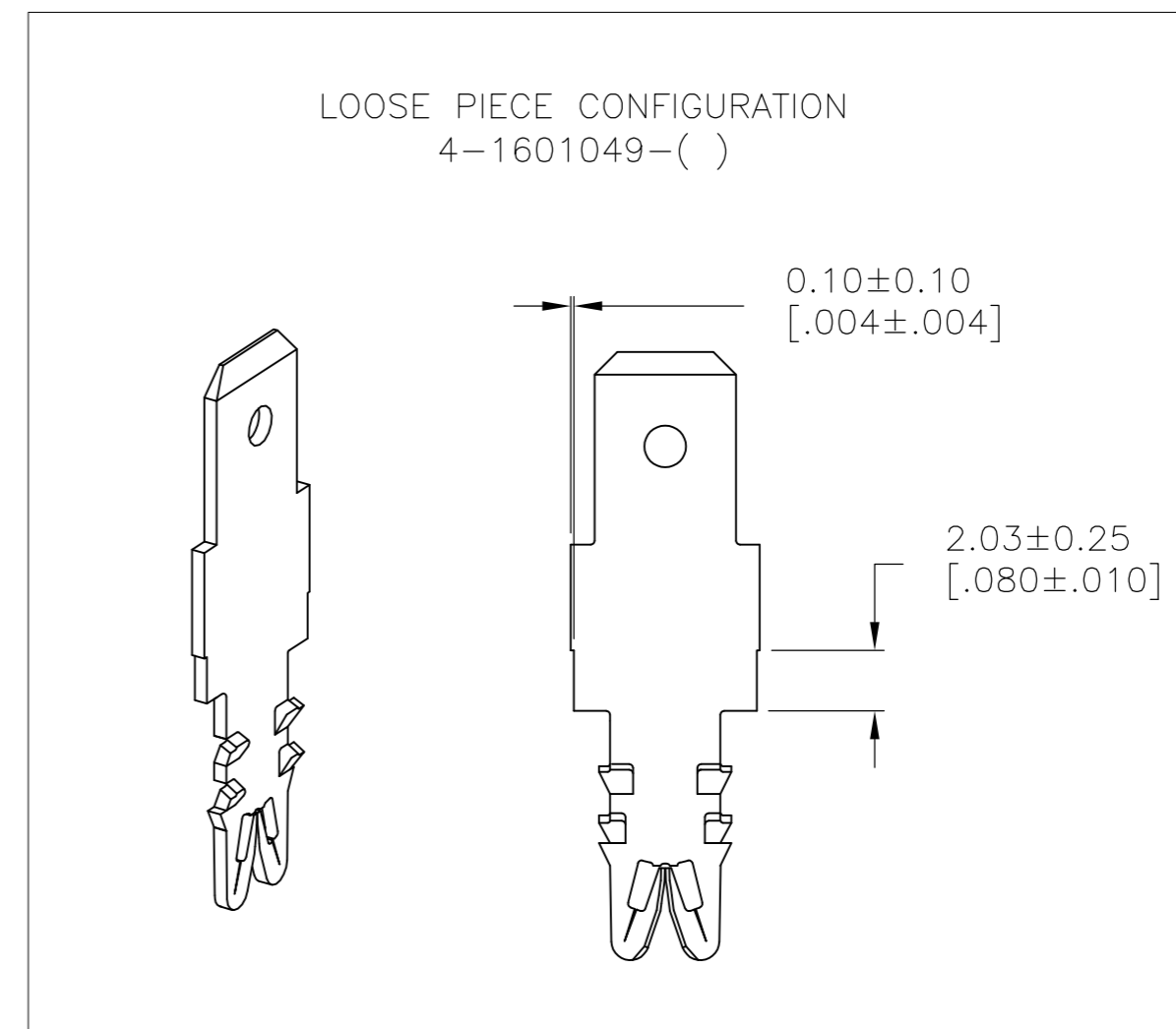
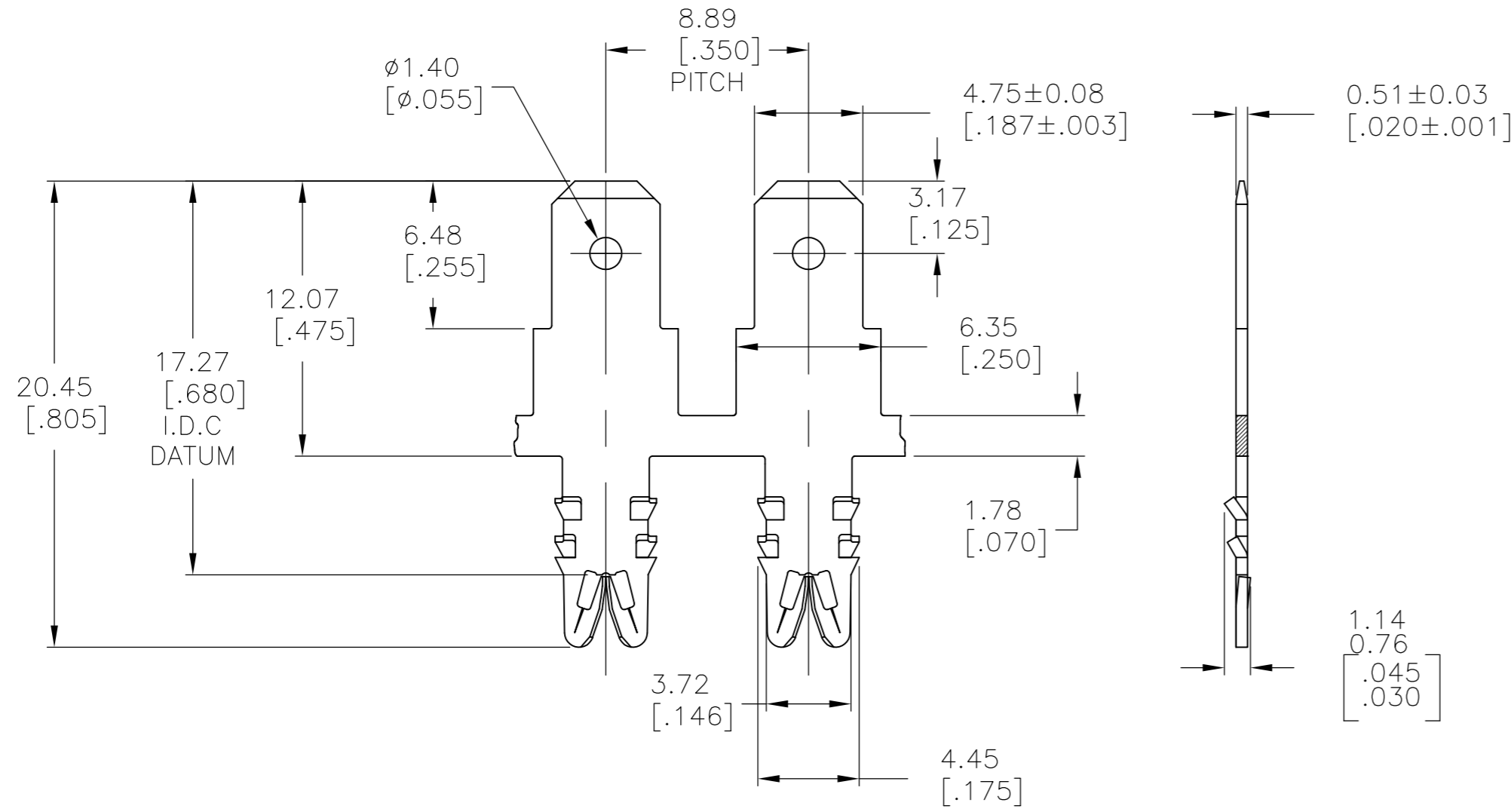


THIS DRAWING IS UNPUBLISHED. RELEASED FOR PUBLICATION
 © COPYRIGHT BY TYCO ELECTRONICS CORPORATION. ALL RIGHTS RESERVED.

LOC		DIST		REVISIONS			
P	LTR	DESCRIPTION		DATE	DWN	APVD	
	C1	REVISED PER ECR-08-007875		03APR08	HMR	GJ	

- SPECIFICATIONS:
MAGNET WIRE #18 - #34 AWG,
1.02mm [.040] - 0.16mm [.006] DIA COPPER
OTHER SIZES MAY BE ACCOMMODATED,
CONSULT TYCO ELECTRONICS FOR APPROVAL.
- POCKET RECOMMENDATION:
#1601425 OR #1601421
- △ TERMINAL APPLICATION TO COMPLY WITH
TYCO ELECTRONICS SPECIFICATION 114-13166, FIG. 6
- TERMINALS SUPPLIED ON REELS, CAN BE SUPPLIED
LOOSE PIECE,



	-	-	-
	-	-	-
	-	-	-
OBSOLETE	Pre Tin Plate	031-111-002	4-1601049-2
	Pre Tin Plate	131-112-002	2-1601049-2
	Pre Tin Plate	131-111-002	1601049-2
FINISH		REFERENCE PART NUMBER	TE PART NUMBER
THIS DRAWING IS A CONTROLLED DOCUMENT.		Tyco Electronics Corporation Harrisburg, PA 17105-3608	
DWN J.WELLER 11JAN2002 CHK M.FEHER 11JAN2002 APVD K.RANDOLPH 11JAN2002		NAME	
DIMENSIONS: mm [INCHES]		PRODUCT SPEC	
TOLERANCES UNLESS OTHERWISE SPECIFIED:		108-2085	
0 PLC ± -		APPLICATION SPEC	
1 PLC ± 0.25 [.010]		3	
2 PLC ± 0.13 [.005]		SIZE	
3 PLC ± -		CAGE CODE	
4 PLC ± -		DRAWING NO	
ANGLES ± 2°		RESTRICTED TO	
MATERIAL: BRASS, FULL HARD	FINISH: SEE TABLE	WEIGHT: -	A2 00779 C=1601049
CUSTOMER DRAWING		SCALE: 4:1	SHEET 1 OF 1
		REV: C1	