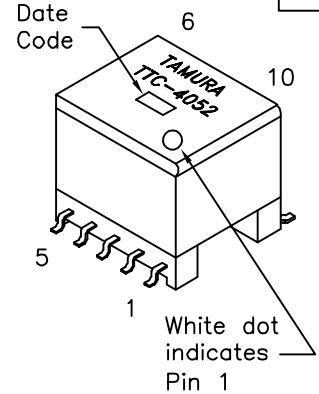


REV. Status
 PRELIMINARY
 04/24/00 LL
 PRELIMINARY 1
 MOVED MARKING
 ON ISO DWG.
 05/11/00 LL
 PRELIMINARY 2
 CHANGED DESC.
 10/17/00 LL

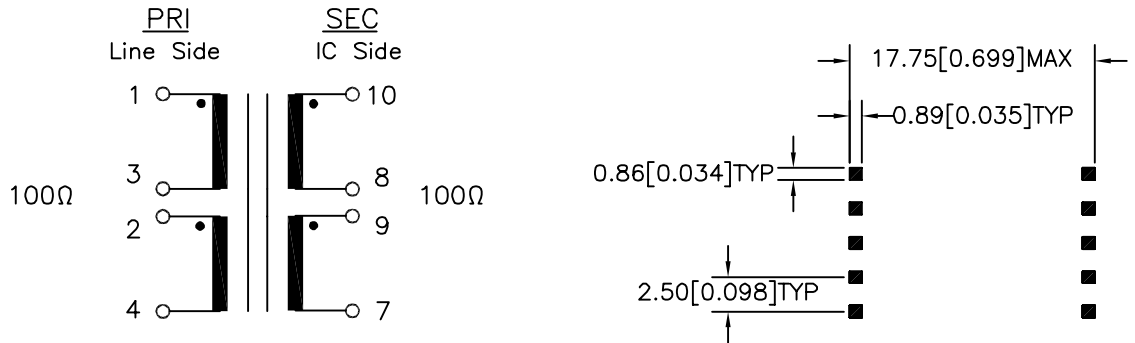
ADSL transformer designed for use with ltx IC chip Apollo II (CPE Side)

- A. Electrical Specifications (@ 25°C)
1. Primary (Line side) Impedance; 100Ω
 2. Secondary (IC side) Impedance; 100Ω
 3. Frequency Response; ±0.5dB @ 100KHz to 1.1MHz, 0dBm
 4. Insertion Loss; 1.0dB MAX @ 100KHz and 1.1MHz, 0dBm
 5. Longitudinal Balance; 40dB MIN @ 30KHz to 1.1MHz, 0dBm
 6. Primary Open Circuit Inductance; 440μH ±10% @ 10KHz, 0.1Vrms
Measured (1-4) with 2 and 3 shorted
 7. Leakage Inductance; 10μH MAX @ 300KHz, 0.1Vrms
Measured (1-4) with 2 & 3, 8 & 9 and 7 & 10 shorted
 8. Total Harmonic Distortion; -72dB MAX @ 10KHz
 9. DC Resistance; (1-4)=1.0Ω MAX, with 2 & 3 shorted
(7-10)=1.0Ω MAX, with 8 & 9 shorted
 10. Turns Ratio; (1-4):(7-10)=1:1.00±2%
2 & 3, and 8 & 9 shorted
 11. Dielectric Strength; 1875Vrms 1 second @ Pri to Sec

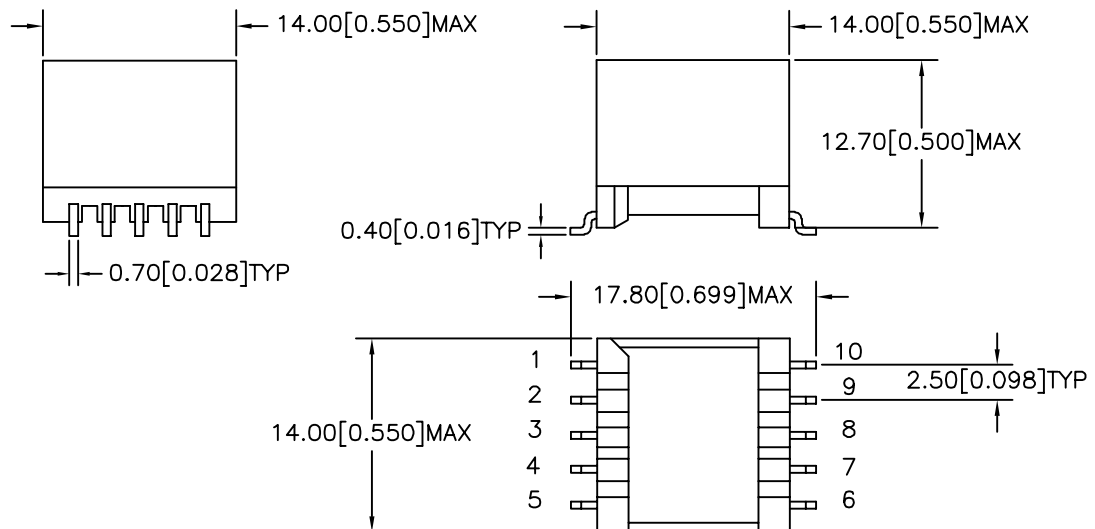
- B. Marking; TTC-4052, TAMURA, date code and country of origin
 C. Safety; Complies with UL1950 3rd Edition and IEC950
 D. Schematic;



MODEL NUMBER
TTC-4052



E. Mechanical Specifications;



PREPARED BY:

D. Rund

ENGINEER:

L. Le

QUALITY CONTROL:

D. Kelley

APPROVED:

J. Coleman

DWG CONTROL NO.
 P-A1-12475
 ACAD\TTC\A1124751.DWG

REV
 PR2

ADSL
 TRANSFORMER

TTC-4052

MODEL SPECIFICATION

CONTENTS OF THIS DRAWING ARE
 SUBJECT TO CHANGE WITHOUT
 PRIOR NOTICE

TAMURA CORPORATION OF AMERICA
 43352 BUSINESS PARK DRIVE, TEMECULA, CA. 92590-6624
 (909) 699-1270 FAX 9096769482

DIM: mm(In) SCL: 2/1 SH: 1 OF 1

PROPRIETARY NOTICE: THIS DRAWING PRINT OR DOCUMENT AND SUBJECT MATTER DISCLOSED HEREIN ARE PROPRIETARY ITEMS TO WHICH TAMURA
 RETAINS THE EXCLUSIVE RIGHT OF DISSEMINATION, REPRODUCTION, MANUFACTURE AND SALE. THIS DRAWING, PRINT OR DOCUMENT IS SUBMITTED IN
 CONFIDENCE FOR CONSIDERATION BY THE RECIPIENT ALONE UNLESS PERMISSION FOR FURTHER DISCLOSURE IS EXPRESSLY GRANTED IN WRITING.