

Absolute maximum ratings

($T_a=25^\circ\text{C}$)

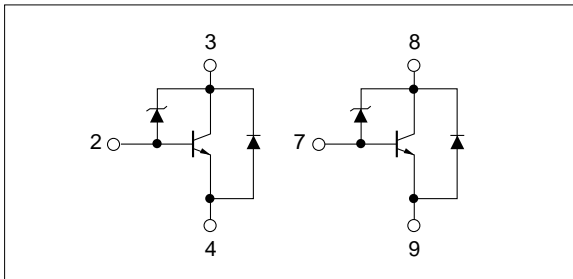
Symbol	Ratings	Unit
V_{CB0}	60±10	V
V_{CE0}	60±10	V
V_{EB0}	6	V
I_c	±6	A
I_{CP}	±10 (PW≤1ms, Du≤50%)	A
P_T	3.2 ($T_a=25^\circ\text{C}$)	W
	18 ($T_c=25^\circ\text{C}$)	
T_j	150	$^\circ\text{C}$
T_{stg}	-40 to +150	$^\circ\text{C}$

Electrical characteristics

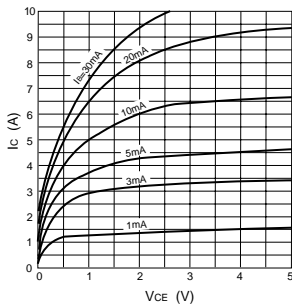
($T_a=25^\circ\text{C}$)

Symbol	Specification			Ratings	Unit
	min	typ	max		
I_{CB0}			10	μA	$V_{CB}=50\text{V}$
I_{EB0}			10	μA	$V_{EB}=6\text{V}$
V_{CE0}	50	60	70	V	$I_c=50\text{mA}$
h_{FE}	700	1500	3000		$V_{CE}=1\text{V}, I_c=1\text{A}$
$V_{CE(sat)}$		0.09	0.15	V	$I_c=1.5\text{A}, I_b=15\text{mA}$
V_{FEC}		1.25	1.5	V	$I_{FEC}=6\text{A}$
$E_{S/B}$	200			mJ	L=10mH, Single pulse

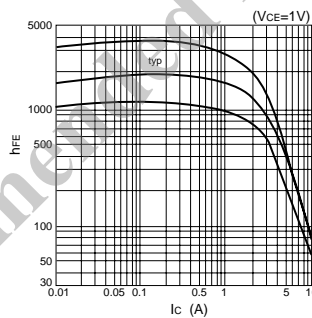
Equivalent circuit diagram



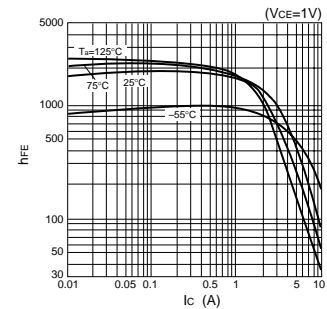
I_c - V_{CE} Characteristics (Typical)



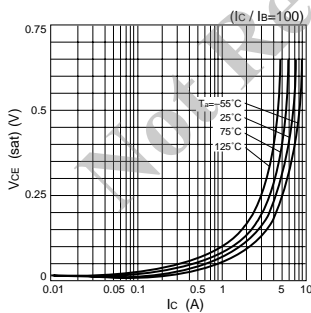
h_{FE} - I_c Characteristics (Typical)



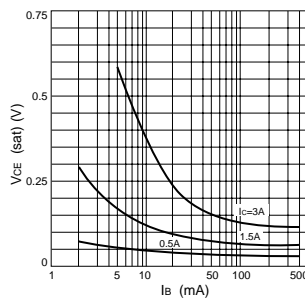
h_{FE} - I_c Temperature Characteristics (Typical)



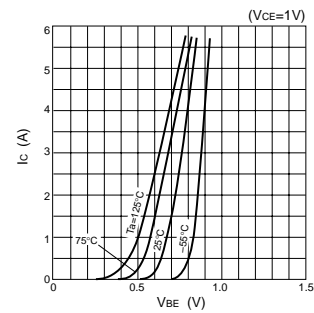
$V_{CE(sat)}$ - I_c Temperature Characteristics (Typical)



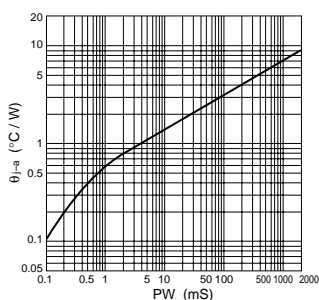
$V_{CE(sat)}$ - I_b Characteristics (Typical)



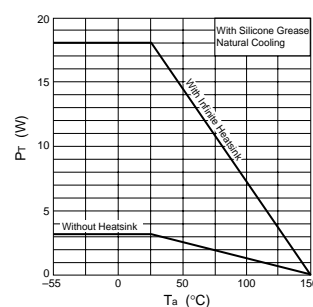
I_c - V_{BE} Temperature Characteristics (Typical)



θ_{j-a} -PW Characteristics



P_T - T_a Characteristics



Safe Operating Area (SOA)

