

No OF POSITIONS  
-01 THRU -50 (PER ROW)

LEAD STYLE  
SEE TABLE 1

OPTION  
-POLARIZING SPECIFICATION  
-XXX INDICATES POSITION TO BE OMITTED  
(SEE FIG 2)

BODY SPECIFICATION  
-S: SINGLE (USE HTMS-50-S)  
-D: DOUBLE (USE HTMS-50-D)

PLATING SPECIFICATION  
-G: 10µ" GOLD IN CONTACT AREA,  
3µ" GOLD ON TAIL  
-T: MATTE TIN CONTACT AND TAIL  
(ONLY AVAILABLE ON LEAD STYLES -01, -02, -51 AND -52)  
-S: 30µ" SELECTIVE GOLD IN CONTACT AREA,  
MATTE TIN ON TAIL  
-F: 3µ" FLASH SELECTIVE GOLD IN CONTACT AREA,  
MATTE TIN ON TAIL  
-H: 30µ" HEAVY GOLD IN CONTACT AREA,  
3µ" GOLD ON TAIL  
-TM: MATTE TIN CONTACT AND TAIL  
(ONLY AVAILABLE ON LEAD STYLES -01, -02, -51 & -52)  
-SM: 30µ" SELECTIVE HEAVY GOLD IN CONTACT AREA,  
MATTE TIN ON TAIL  
-FM: 3µ" FLASH SELECTIVE GOLD ON CONTACT AREA,  
MATTE TIN ON TAIL  
-L: 10µ" SELECTIVE GOLD IN CONTACT AREA,  
MATTE TIN ON TAIL.

| LEAD STYLE | TERMINAL      | "B"          |
|------------|---------------|--------------|
| -01        | T-1M6-18-XX-2 | .230 [5.84]  |
| -02        | T-1M6-17-XX-2 | .100 [2.54]  |
| -21        | T-1M6-21-XX-2 | .230 [5.84]  |
| -51        | T-1M6-02-XX-2 | .190 [4.83]  |
| -52        | T-1M6-12-XX-2 | .205 [5.21]  |
| -53        | T-1M6-04-XX-2 | .285 [7.24]  |
| -54        | T-1M6-14-XX-2 | .335 [8.51]  |
| -55        | T-1M6-03-XX-2 | .390 [9.91]  |
| -56        | T-1M6-13-XX-2 | .405 [10.29] |
| -57        | T-1M6-19-XX-2 | .430 [10.92] |
| -58        | T-1M6-05-XX-2 | .485 [12.32] |
| -59        | T-1M6-15-XX-2 | .535 [13.59] |
| -60        | T-1M6-16-XX-2 | .605 [15.37] |

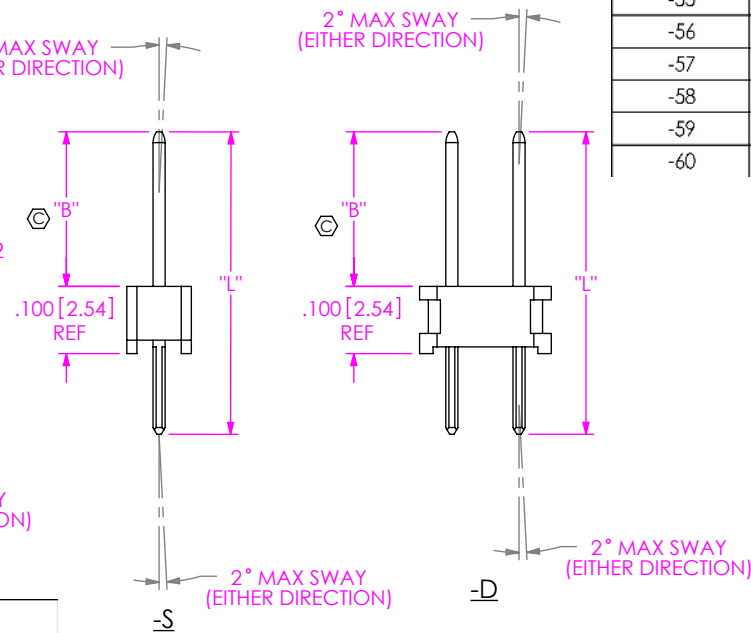
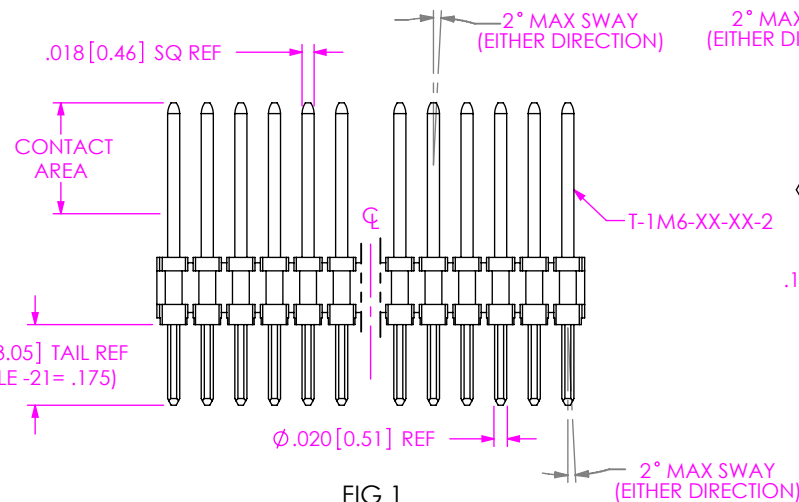
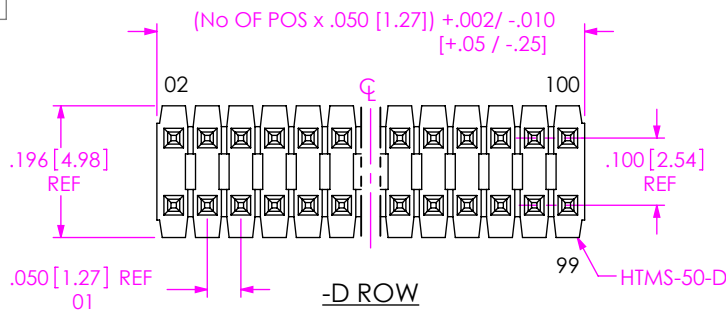
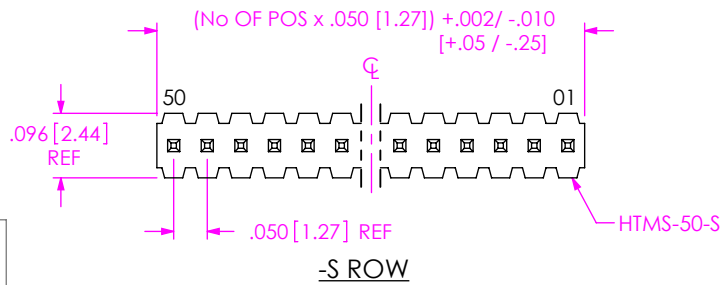


FIG 1  
HTMS-1XX-01-X-S SHOWN

| LENGTH | "L"          | LENGTH | "L"           |
|--------|--------------|--------|---------------|
| -01    | .440 [11.18] | -16    | .825 [20.96]  |
| -02    | .410 [10.41] | -17    | .320 [8.13]   |
| -03    | .610 [15.49] | -18    | .450 [11.43]  |
| -04    | .505 [12.83] | -19    | .650 [16.51]  |
| -05    | .705 [17.91] | -21    | .505 [12.83]  |
| -12    | .425 [10.80] | -25    | .330 [8.38]   |
| -13    | .625 [15.88] | -26    | .373 [9.47]   |
| -14    | .555 [14.10] | -27    | .398 [10.11]  |
| -15    | .755 [19.18] | -28    | 1.050 [26.67] |

(\* = REF FOR PIN LENGTH)

NOTES:

1. Ⓞ REPRESENTS A CRITICAL DIMENSION.
2. MAXIMUM CUT FLASH: .010 [ .25 ]
3. MINIMUM PUSHOUT FORCE: 2 LBS .
4. MAXIMUM ALLOWABLE BOW: .005 [ .013 ] INCH/INCH AFTER ASSEMBLY.
5. MAXIMUM PIN ROTATION IN BODY: 2°.
6. POSITIONS -08 THROUGH -50 ARE TO BE PACKAGED IN TUBES; POSITIONS -01 THROUGH -07 ARE TO BE LAYER PACKAGED.

UNLESS OTHERWISE SPECIFIED, DIMENSIONS ARE IN INCHES.

TOLERANCES ARE:  
DECIMALS ANGLES  
.X: ±.1 [2.5]  
.XX: ±.01 [ .3 ] 2°  
.XXX: ±.005 [ .13 ]  
.XXXX: ±.0020 [ .051 ]

PROPRIETARY NOTE

THIS DOCUMENT CONTAINS INFORMATION CONFIDENTIAL AND PROPRIETARY TO SAMTEC, INC. AND SHALL NOT BE REPRODUCED OR TRANSFERRED TO OTHER DOCUMENTS OR DISCLOSED TO OTHERS OR USED FOR ANY PURPOSE OTHER THAN THAT WHICH IT WAS OBTAINED WITHOUT THE EXPRESSED WRITTEN CONSENT OF SAMTEC, INC.

MATERIAL: DO NOT SCALE DRAWING  
INSULATOR: BLACK, LCP, UL 94 VO  
TERMINAL: PHOSPHOR BRONZE

SHEET SCALE: 2:1



520 PARK EAST BLVD, NEW ALBANY, IN 47150  
PHONE: 812-944-6733 FAX: 812-948-5047  
e-Mail info@SAMTEC.com code 55322

DESCRIPTION:  
HI-TEMP TERMINAL MICRO-STRIP

DWG. NO.  
HTMS-1XX-XX-XX-X-XXX

BY: G. REIDINGER 02/24/1992 SHEET 1 OF 2

DO NOT SCALE FROM THIS PRINT

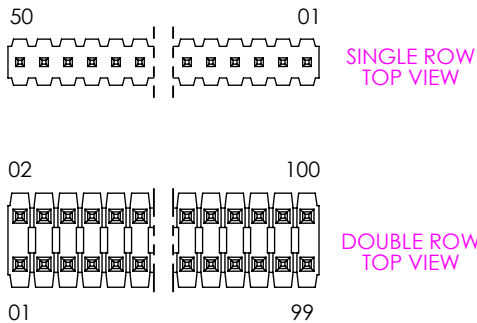
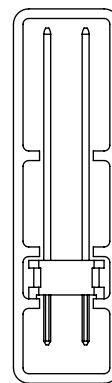


FIG 2  
POLARIZED OPTION  
INDICATE POSITION TO BE OMITTED



PT-HTMS001-D

FIG 3  
PACKAGING VIEW FOR DOUBLE  
HTMS-1XX-60-X-D-XXX SHOWN

| PACKAGING TUBE |   |               |       |
|----------------|---|---------------|-------|
| BODY STYLE     | LEAD STYLE  | TUBE          | PLUG  |
| HTMS-DOUBLE    | -01, -02, -21, -51, -52, -53, -54, -55, -56, -57, -58, -59, -60 | PT-HTMS001-D  | TP-24 |
| HTMS-SINGLE    | -01, -21, -51, -52, -53   | PT-1-24-01-24 | TP-24 |
|                | -54, 57, -58, -59, -60  | PT-1-24-10-03 | TP-33 |
|                | -02   | PT-1-24-01-12 | TP-12 |
|                | -55, -56  | PT-1-24-02-03 | TP-24 |

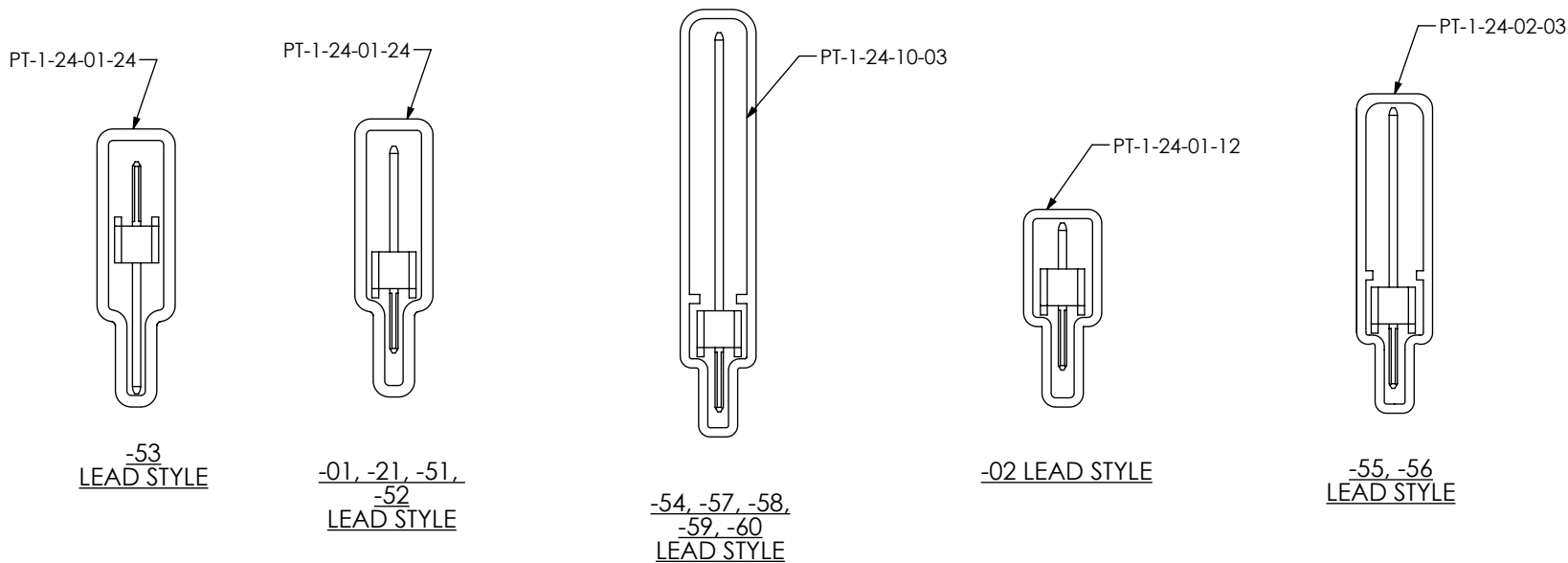


FIG 4  
PACKAGING VIEWS FOR SINGLE

**PROPRIETARY NOTE**  
THIS DOCUMENT CONTAINS INFORMATION CONFIDENTIAL AND PROPRIETARY TO SAMTEC, INC. AND SHALL NOT BE REPRODUCED OR TRANSFERRED TO OTHER DOCUMENTS OR DISCLOSED TO OTHERS OR USED FOR ANY PURPOSE OTHER THAN THAT WHICH IT WAS OBTAINED WITHOUT THE EXPRESSED WRITTEN CONSENT OF SAMTEC, INC.

DO NOT SCALE DRAWING

SHEET SCALE: 2:1



520 PARK EAST BLVD, NEW ALBANY, IN 47150  
PHONE: 812-944-6733 FAX: 812-948-5047  
e-Mail info@SAMTEC.com code 55322

DESCRIPTION:  
HI-TEMP TERMINAL MICRO-STRIP

DWG. NO.  
HTMS-1XX-XX-XX-X-XXX

BY: G. REIDINGER 02/24/1992 SHEET 2 OF 2