



Main

Range of Product	Telemecanique Photoelectric sensors XU
Series name	General purpose single mode
Electronic sensor type	Photo-electric sensor
Sensor name	XU2
Sensor design	Cylindrical M18
Detection system	Thru beam
Material	Metal
Line of sight type	90° lateral
Type of output signal	Discrete
Supply circuit type	AC/DC
Wiring Technique	2-wire
Discrete output function	1 NC
Electrical connection	1 male connector 1/2"20 UNF, 3 pins
Product Specific Application	-
Emission	Infrared thru beam
[Sn] nominal sensing distance	49.21 ft (15 m) thru beam

Complementary

Enclosure Material	Nickel Plated Brass
Lens material	PMMA
Maximum sensing distance	65.62 ft (20 m)
Output Type	Solid state
Add on output	Without
Status LED	1 LED yellow)output state 1 LED red)instability
[Us] rated supply voltage	24...240 V AC/DC
Supply voltage limits	20...264 V AC/DC
Maximum residual current	1.5 mA open state
Switching capacity in mA	10...200 mA to be used with 0.4 A quick-blow fuse in series with the load)
Switching frequency	<= 25 Hz
Maximum voltage drop	<6 V closed state)
Maximum delay first up	300 ms
Maximum delay response	20 ms
Maximum delay recovery	20 ms
Setting-up	Sensitivity adjustment
Diameter	0.71 in (18 mm)
Length	4.33 in (110 mm)
Net Weight	0.34 lb(US) (0.155 kg)
Kit composition	Transmitter + receiver XU2M18MC230WKT + XU2M18MB230WKR

The information provided in this documentation contains general descriptions and/or technical characteristics of the performance of the products contained herein. This documentation is not intended as a substitute for and is not to be used for determining suitability or reliability of these products for specific user applications. It is the duty of any such user or integrator to perform the appropriate and complete risk analysis, evaluation and testing of the products with respect to the relevant specific application or use thereof. Neither Schneider Electric Industries SAS nor any of its affiliates or subsidiaries shall be responsible or liable for misuse of the information contained herein.

Environment

Product Certifications	CE UL CSA
Ambient air temperature for operation	-13...131 °F (-25...55 °C)
Ambient Air Temperature for Storage	-40...158 °F (-40...70 °C)
Vibration resistance	7 gn +/- 1.5 mm 10...55 Hz) IEC 60068-2-6
Shock resistance	30 gn 11 ms) IEC 60068-2-27
IP degree of protection	IP67 IEC 60529

Ordering and shipping details

Category	22481-SENSORS, PHOTOELECTRIC
Discount Schedule	DS2
GTIN	3389110895933
Nbr. of units in pkg.	1
Package weight(Lbs)	1 lb(US) (0.45 kg)
Returnability	No
Country of origin	FR

Packing Units

Package 1 Height	0.041 dm
Package 1 width	0.130 dm
Package 1 Length	0.094 dm

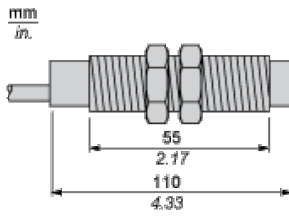
Offer Sustainability

Sustainable offer status	Green Premium product
California proposition 65	WARNING: This product can expose you to chemicals including: Diisononyl phthalate (DINP), which is known to the State of California to cause cancer, and Di-isodecyl phthalate (DIDP), which is known to the State of California to cause birth defects or other reproductive harm. For more information go to www.P65Warnings.ca.gov
REACH Regulation	REACH Declaration
EU RoHS Directive	Pro-active compliance (Product out of EU RoHS legal scope) EU RoHS Declaration
Mercury free	Yes
RoHS exemption information	Yes
Environmental Disclosure	Product Environmental Profile
Circularity Profile	End Of Life Information

Contractual warranty

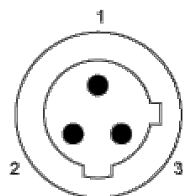
Warranty	18 months
----------	-----------

Dimensions



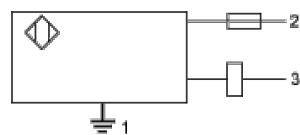
Wiring Schemes

Connector

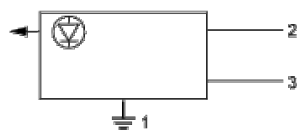


- 1 : Grounding
- 2 : AC/DC
- 3 : AC/DC

2-wire AC or DC



Transmitter



Detection Curves

Thru-beam System

