

Capacitive sensor

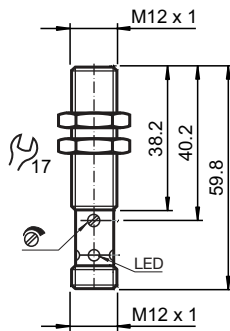
CBB4-12GH60-E2-V1



- 4 mm flush
- Operating distance adjustable via potentiometer
- Suitable for foodstuff conditions
- Resistant against aggressive media



Dimensions



Technical Data

General specifications		
Switching function		Normally open (NO)
Output type		PNP
Rated operating distance	s_n	4 mm
Installation		flush
Output polarity		DC
Assured operating distance	s_a	0 ... 2.88 mm
Output type		3-wire
Nominal ratings		
Installation conditions		
A		0 mm
B		0 mm
C		15 mm
F		15 mm
Operating voltage	U_B	10 ... 36 V DC
Switching frequency	f	0 ... 50 Hz
Reverse polarity protection		reverse polarity protected

Release date: 2022-06-22 Date of issue: 2022-06-22 Filename: 210621_eng.pdf

Refer to "General Notes Relating to Pepperl+Fuchs Product Information".

Pepperl+Fuchs Group
www.pepperl-fuchs.com

USA: +1 330 486 0001
fa-info@us.pepperl-fuchs.com

Germany: +49 621 776 1111
fa-info@de.pepperl-fuchs.com

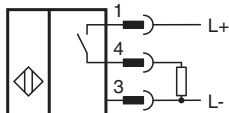
Singapore: +65 6779 9091
fa-info@sg.pepperl-fuchs.com

PEPPERL+FUCHS

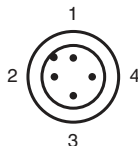
Technical Data

Short-circuit protection		pulsing
Voltage drop	U_d	$\leq 2.5 \text{ V}$
Operating current	I_L	0 ... 100 mA
No-load supply current	I_0	$\leq 12 \text{ mA}$
Switching state indicator		LED, yellow
Functional safety related parameters		
MTTF _d		636 a
Mission Time (T _M)		20 a
Diagnostic Coverage (DC)		0 %
Indicators/operating means		
Potentiometer		sensitivity adjustment
Compliance with standards and directives		
Standard conformity		
Standards		EN 60947-5-2:2007 EN 60947-5-2/A1:2012 IEC 60947-5-2:2007 IEC 60947-5-2 AMD 1:2012
Approvals and certificates		
UL approval		cULus Listed, General Purpose
CSA approval		cCSAus Listed, General Purpose
Ambient conditions		
Ambient temperature		-25 ... 70 °C (-13 ... 158 °F)
Mechanical specifications		
Connection type		Connector plug M12 x 1 , 4-pin
Housing material		Stainless steel 1.4404 / AISI 316L
Sensing face		PEEK
Degree of protection		IP65

Connection



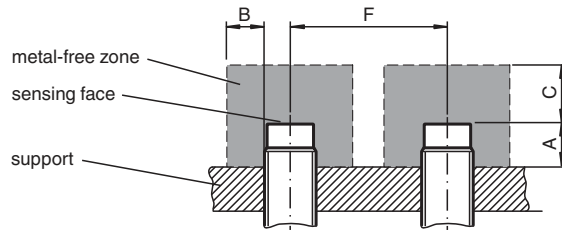
Connection Assignment



Wire colors in accordance with EN 60947-5-2

1	BN	(brown)
2	WH	(white)
3	BU	(blue)
4	BK	(black)

Installation



Accessories

	BF 12	Mounting flange, 12 mm
	V1-G-2M-PUR	Female cordset single-ended M12 straight A-coded, 4-pin, PUR cable grey
	V1-W-2M-PUR	Female cordset single-ended M12 angled A-coded, 4-pin, PUR cable grey