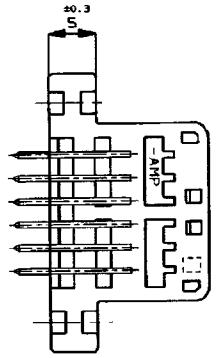

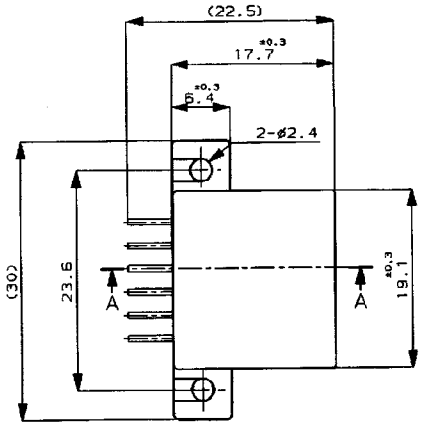

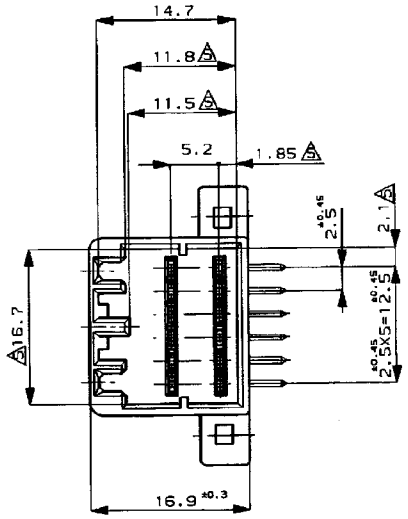

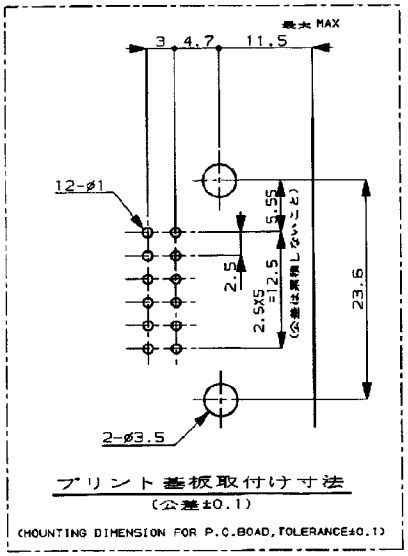

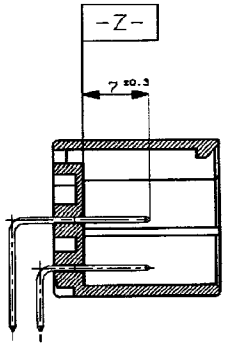

断面 A-A
(SECT. A-A)

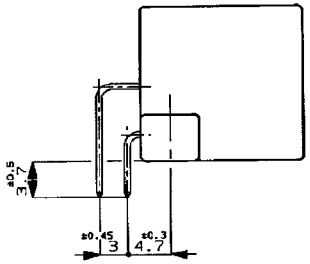



Ⓒ
Ⓑ

NOTES:

1. APPLICABLE P.C.B BOARD THICKNESS; 1.6mm
2. RECOMMENDED MOUNTING SCREW 3mmDIA
   6mmLENGTH(MIN)
   TAPPING SCREW SPECIFIED IN JIS
   B1115, B1112 (TIGHTENING TORQUE; 4Kg-cm MAX)
3. THE MATING PLUG HSG. PART NUMBER; 175965
4. APPLICABLE PRODUCT SPEC NO.; 108-5281

A TO BE MEASURED WITHIN 2mm FROM -Z-

B CIRCUIT NUMBER

注：

1. 適用プリント基板厚：1.6mm
2. 推奨取付ネジ：JIS B1115, B1122 タッピングネジ、
   ナベ2種呼び径3、長サ6mm以上（締付トルク：4Kg-cm以下）
3. 嵌合相手ハウジング：175965
4. 適用製品規格番号：108-5281

A -Z- 面より2mmの範囲で測定

B 回路番号，下図参照のこと

SELECT'VE-TIN	PRE-TIN	-	BLACK	3-175974-2
PRE-TIN × 9		1, 2, 8	GREEN	2-175974-4
TIN-LEAD	SELECTIVE GOLD × 3			
PRE-TIN × 9		1, 2, 8	BLACK	2-175974-2
TIN-LEAD	SELECTIVE GOLD × 3			
PRE-TIN		1~12	BLACK	1-175974-2
PRE-TIN		-	BLACK	175974-2
SOLDERING SIDE 半田付け部	CONTACT SIDE 接触部側	GOLD PLATED CIRCUIT NO 金めっき回路番号 B	COLOR 色	PART NUMBER 製品型番
CONTACT FINISH コンタクト仕上				

LTR	REVISION RECORD	DR	CHK	DATE
E	REVISED FJH0-0123-03	TS	MO	2-14-03
D	変更 (FJ00-1535-97)	DM	KS	4/27 '97
C	変更 (FJ00-0562-94)	SO	KO	5/19 '94
B	変更 (FJ00-0713-93)	SS	KO	9/9 '93
A	変更 (J-13020)	R.Y	A.T	2/16 '91
0	作成 (J-12178)	K.S	K.Y	11/24 '89

Copyright ©1991年 日本エー・エム・ピー株式会社
Copyright ©1991 AMP (Japan), LTD. ALL RIGHTS RESERVED.

tyco Electronics
Tyco Electronics AMP K.K.
Kawasaki, Japan

WIRE RANGE: — mm² (AWG -)
INSULATION DIA: — mmφ
MATERIAL: ハウジング：PBT コンタクト：黄銅
COLOR: SEE TABLE
DR. K. Suzuki 10/24'89
DE. K. Yuasa 11/24'89
CHK. M. Matsuura 12/25'89
APP. M. Nosaka 12/26'89

NAME: 12極 キャップハウジングアッセンブリ (水平型) .040 シリーズ マルチロック I/O コネクタ MK-II
12pos. CAP HOUSING ASS'Y .040 SERIES MULTI-LOCK I/O CONN. MK-II

GENERAL TOLERANCE: 0<x≤10 : ±0.2; 10<x≤30 : ±0.25; 30<x≤100 : ±0.3; ANGLES : ±3°

SIZE: B | LOC: J | NUMBER: C-175974
SCALE: 2-1 | REV.: E | SHEET: —

CUSTOMER DRAWING

METRIC | NUMBER C-175974 | 3rd ANGLE PROJECTION | DIMENSIONS IN MILLIMETERS. DO NOT SCALE PRINT | PRINT DIST

/auto2/new/u.a97-0102.customer/a.c-175974

AMP-J REV 1-9/93 FJ022224