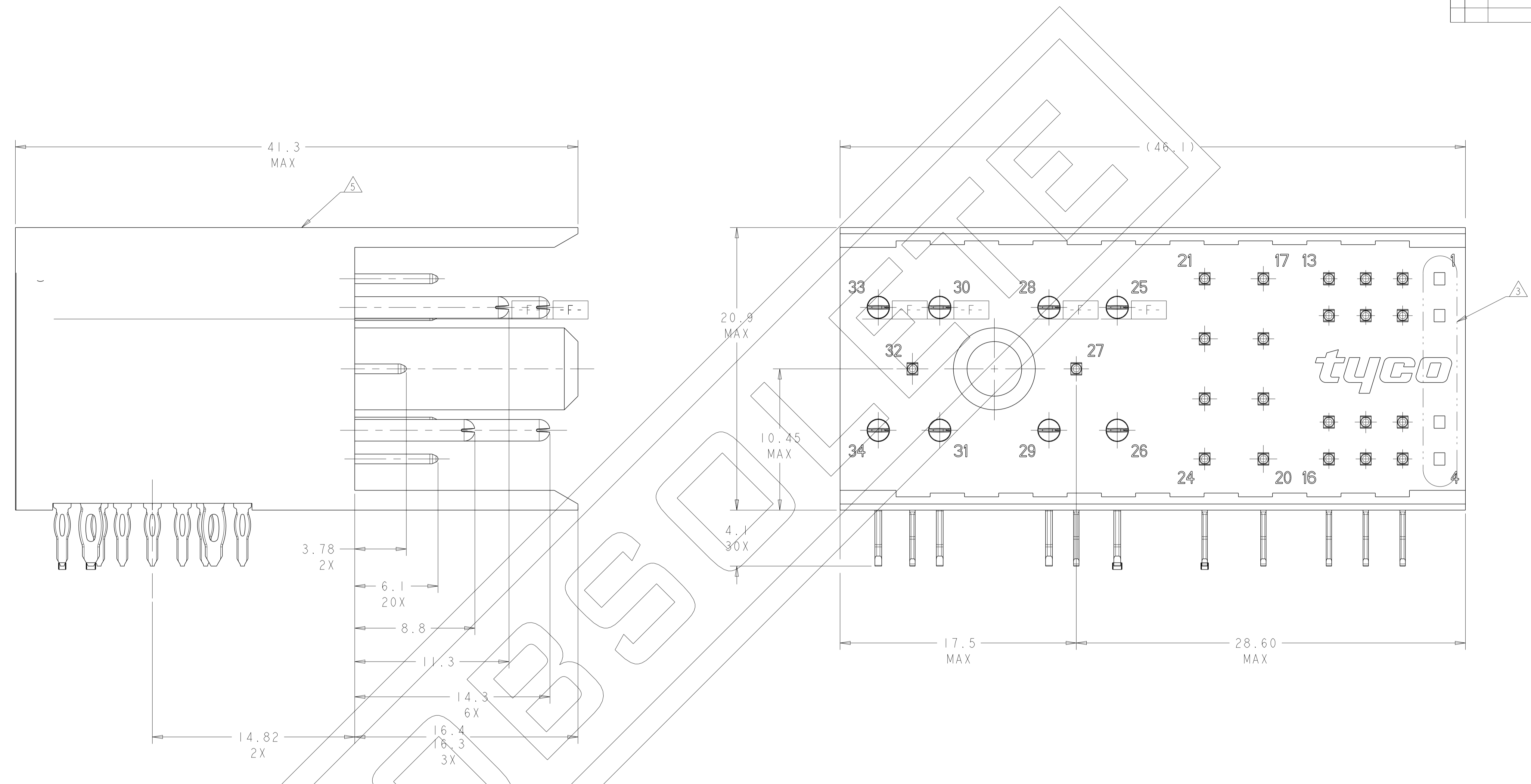


LOC	DIST	REVISIONS			
P	LTN	DESCRIPTION	DATE	DWN	APVD
H	REV PER	ECR-22-125773	23JAN2022	CZ	SH



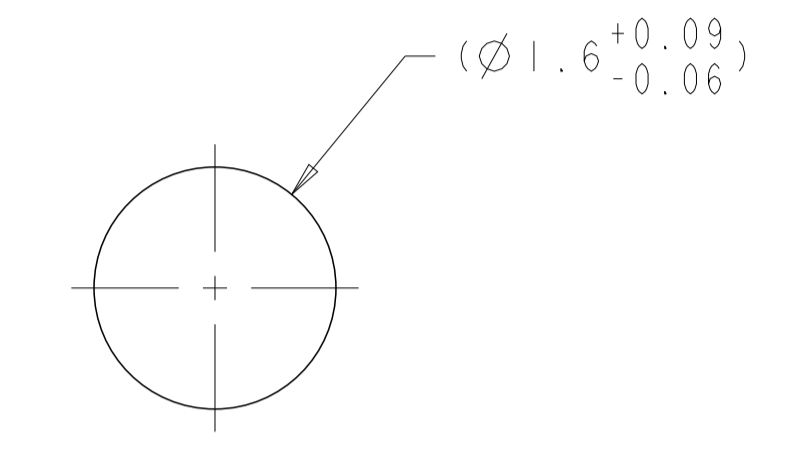
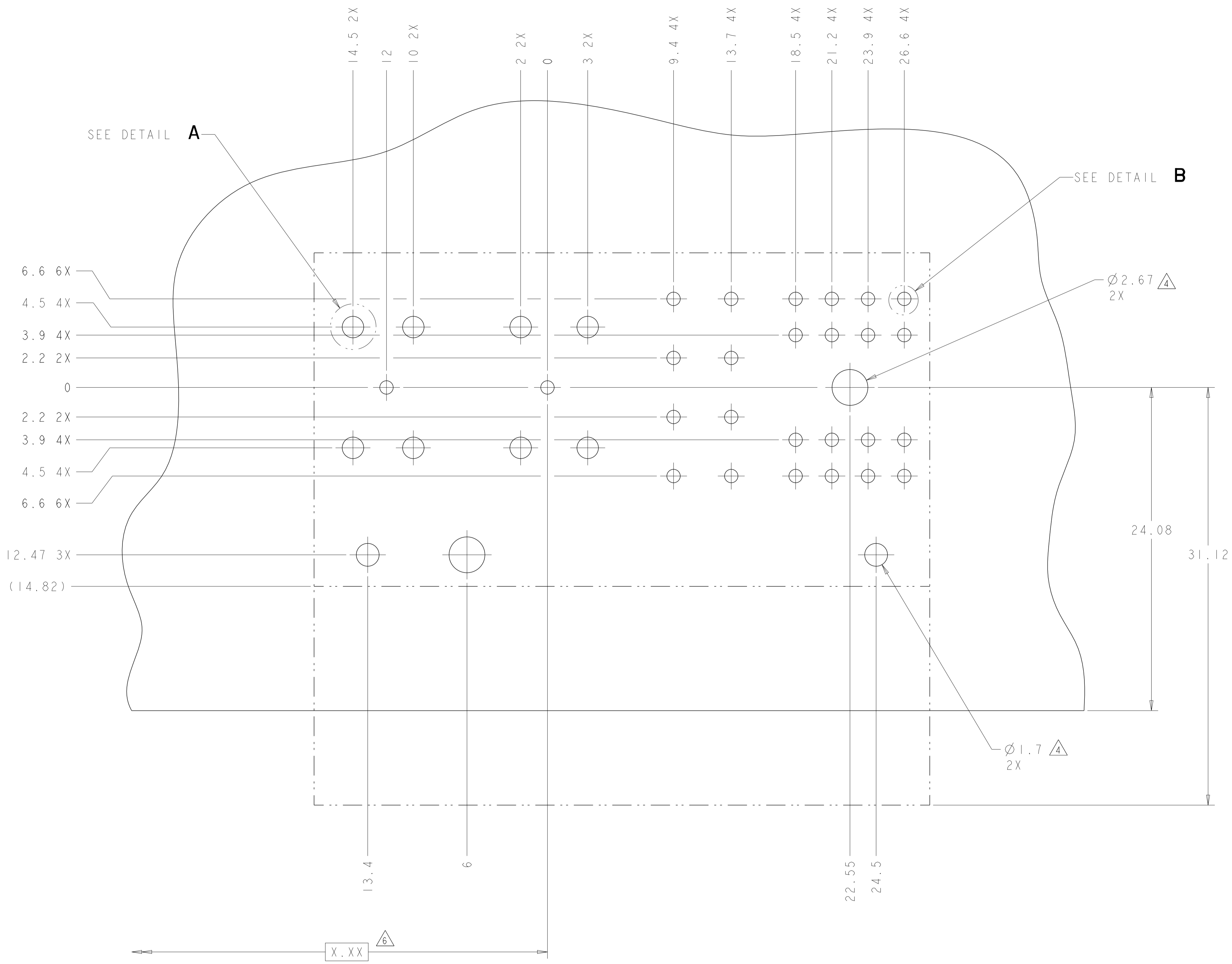
- 1 MATERIALS:**
 HOUSING: HIGH TEMP THERMOPLASTIC, UL94V-0, GRAY.
 SIGNAL CONTACTS: COPPER ALLOY
 POWER CONTACTS: COPPER ALLOY
- 2 CONTACT FINISH:**
 ALL OVER: 0.00127 MIN NICKEL
 COMPLIANT PIN AREA: 0.00127 MIN TIN
 MATING AREA: 0.00076 MIN GOLD
- 3 POSITIONS 1-4 ARE UNPOPULATED AND RESERVED FOR FUTURE USE.**
- 4 HOLES INDICATED ARE NOT REQUIRED FOR TE CONNECTIVITY PRODUCT.**
- 5 TE CONNECTIVITY PART NUMBER AND DATE CODE (YYWW) LOCATED ON SURFACE INDICATED.**
- 6 DATUM AND BASIC DIMENSION TO BE ESTABLISHED BY CUSTOMER.**
- 7 CONTACT FINISH:**
 ALL OVER: 0.00127 MIN NICKEL
 COMPLIANT PIN AREA: 0.00127 MIN TIN-LEAD
 MATING AREA: 0.00076 MIN GOLD
- 8 CONTACT MATING AREA LUBRICATED WITH BELLCORE APPROVED LUBRICANT.
 TECHNICAL REFERENCE: GR-1217-COR, ISSUE 1, NOVEMBER 1995**
- 9 CONTACT FINISH:**
 ALL OVER: 0.00127 MIN NICKEL
 COMPLIANT PIN AREA: 0.00127 MIN TIN
 MATING AREA: 0.00127 MIN GOLD

CONTACT POSN	PIN LENGTH
1-4	NOT USED
5-24	6.1
25,26,28-31	14.3
27,32	3.8
33	11.3
34	8.8

STATUS	PLATING	MATING PIN DIAMETER	CONTACT QTY	SIZE NO	TYPE DESIGNATION	PART NO
OBSOLETE	9	Ø 0.762	22	22	ZP-A-030M-P2-2B	1766500-3
OBSOLETE	1	Ø 0.762	22	22	ZP-A-030M-P2-2B	1766500-2
OBSOLETE	2	Ø 0.762	22	22	ZP-A-030M-P2-2B	1766500-1

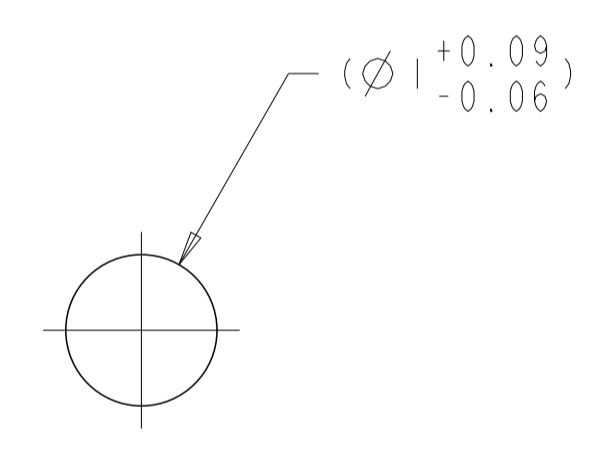
THIS DRAWING IS A CONTROLLED DOCUMENT.		DWN: HAMNER 20MAY2005	TE Connectivity ASSEMBLY, RT ANGLE, AdvancedTCA
DIMENSIONS:	TOLERANCES UNLESS OTHERWISE SPECIFIED:	CHK: M. McALONIS 21AUG2006	
mm	0 PLC ±0.5 1 PLC ±0.5 2 PLC ±0.13 3 PLC ±0.013 4 PLC ±0.001	APVD: M. McALONIS 21AUG2006	
	ANGLES ±0.0001	PRODUCT SPEC: 108-2216 APPLICATION SPEC: 114-13156	
MATERIAL:	FINISH:	WEIGHT: 114-13156	RESTRICTED TO: A100779C=1766500
1	2 7	Customer Drawing	SCALE: 6:1 SHEET 1 OF 2 REV H

LOC	DIST	REVISIONS					
GP	00	P	LTN	DESCRIPTION	DATE	DWN	APVD
		-		SEE SHEET 1			



DETAIL A
 SCALE 20:1
 8X (SIZE 16)

FINISHED HOLE: $\varnothing 1.6^{+0.09}_{-0.06}$
 DRILLED HOLE: $\varnothing 1.75 \pm 0.025$
 COPPER PLATE: 0.025 MIN (PER SURFACE)
 TIN PLATE: 0.008 MIN (PER SURFACE)



DETAIL B
 SCALE 20:1
 26X (SIZE 22)

FINISHED HOLE: $\varnothing 1^{+0.09}_{-0.06}$
 DRILLED HOLE: $\varnothing 1.15 \pm 0.025$
 COPPER PLATE: 0.025 MIN (PER SURFACE)
 TIN PLATE: 0.008 MIN (PER SURFACE)

RECOMMENDED PCB LAYOUT
 VIEWED FROM CONNECTOR SIDE

THIS DRAWING IS A CONTROLLED DOCUMENT.		DWN: HAMNER 20MAY2005	TE Connectivity
DIMENSIONS: mm		CHK: M. McALONIS 21AUG2006	
TOLERANCES UNLESS OTHERWISE SPECIFIED: 0 PLC ±0.5 1 PLC ±0.13 2 PLC ±0.013 3 PLC ±0.001 4 PLC ±0.0001 ANGLES ±0.0001		APVD: M. McALONIS 21AUG2006	NAME: ASSEMBLY, RT ANGLE, AdvancedTCA
		PRODUCT SPEC: 108-2216	RESTRICTED TO:
MATERIAL: FINISH		APPLICATION SPEC: 114-13156	SIZE: A100779
		WEIGHT: -	CAGE CODE: 1766500
		Customer Drawing	SCALE: 6:1 SHEET 2 OF 2 REV H