

5174683-8 ✓ ACTIVE

AMPLIMITE | AMPLIMITE 0.50 Series

TE Internal #: 5174683-8

PCB D-Sub Connectors, Plug, Cable-to-Board, 96 Position, 1.27 mm


[.05 in] Centerline, 4 Row, Rectangular, Standard Profile,

AMPLIMITE 0.50 Series

[View on TE.com >](#)



Connectors > D-Shaped Connectors > D-Sub Connectors > PCB D-Sub Connectors > D-Sub Plug Assembly: Standard, Vertical, 1.27mm



Connector & Housing Type: **Plug**

Connector System: **Cable-to-Board**

Number of Positions: **96**

Centerline (Pitch): **1.27 mm [.05 in]**

Number of Rows: **4**

[All D-Sub Plug Assembly: Standard, Vertical, 1.27mm \(24\)](#)

## Features

### Product Type Features

Shell Material Configuration	All Plastic
Connector & Housing Type	Plug
Connector System	Cable-to-Board
Connector & Contact Terminates To	Printed Circuit Board

### Configuration Features

Number of Positions	96
Number of Rows	4
PCB Mount Orientation	Vertical

### Body Features

Primary Product Color	Black
Connector Profile	Standard

### Contact Features



Contact Mating Area Plating Material	Gold Flash
PCB Contact Termination Area Plating Material	Tin over Nickel
Contact Base Material	Phosphor Bronze
Contact Shape & Form	Rectangular

### Termination Features

Rectangular Termination Post & Tail Thickness	.4 mm[.015 in]
Rectangular Termination Post & Tail Width	.45 mm[.017 in]
Termination Post & Tail Length	3.1 mm[.122 in]
Termination Method to Printed Circuit Board	Through Hole - Solder

### Mechanical Attachment

Mating Alignment	Without
PCB Mount Alignment	Without
PCB Mount Retention	With
PCB Mount Retention Type	Retention Solder Tails
Mating Retention	Without
Connector Mounting Type	Board Mount

### Housing Features

Housing Material	Thermoplastic
Centerline (Pitch)	1.27 mm[.05 in]

### Dimensions

Row-to-Row Spacing	2.54 mm[.1 in]
--------------------	----------------

### Usage Conditions

Operating Temperature Range	-55 – 105 °C[-67 – 221 °F]
-----------------------------	----------------------------

### Operation/Application

Shielded	No
Circuit Application	Signal

### Industry Standards

UL Flammability Rating	UL 94V-0
------------------------	----------

### Packaging Features

Packaging Quantity	48
Packaging Method	Tray



## Product Compliance



[For compliance documentation, visit the product page on TE.com>](#)

EU RoHS Directive 2011/65/EU	Compliant
EU ELV Directive 2000/53/EC	Compliant
China RoHS 2 Directive MIIT Order No 32, 2016	No Restricted Materials Above Threshold
EU REACH Regulation (EC) No. 1907/2006	Current ECHA Candidate List: JUNE 2023 (235) Candidate List Declared Against: JUL 2021 (219) Does not contain REACH SVHC
Halogen Content	Low Halogen - Br, Cl, F, I < 900 ppm per homogenous material. Also BFR/CFR/PVC Free
Solder Process Capability	Not reviewed for solder process capability

### Product Compliance Disclaimer

This information is provided based on reasonable inquiry of our suppliers and represents our current actual knowledge based on the information they provided. This information is subject to change. The part numbers that TE has identified as EU RoHS compliant have a maximum concentration of 0.1% by weight in homogenous materials for lead, hexavalent chromium, mercury, PBB, PBDE, DBP, BBP, DEHP, DIBP, and 0.01% for cadmium, or qualify for an exemption to these limits as defined in the Annexes of Directive 2011/65/EU (RoHS2). Finished electrical and electronic equipment products will be CE marked as required by Directive 2011/65/EU. Components may not be CE marked. Additionally, the part numbers that TE has identified as EU ELV compliant have a maximum concentration of 0.1% by weight in homogenous materials for lead, hexavalent chromium, and mercury, and 0.01% for cadmium, or qualify for an exemption to these limits as defined in the Annexes of Directive 2000/53/EC (ELV). Regarding the REACH Regulation, the information TE provides on SVHC in articles for this part number is based on the latest European Chemicals Agency (ECHA) 'Guidance on requirements for substances in articles' posted at this URL: <https://echa.europa.eu/guidance-documents/guidance-on-reach>

## Also in the Series | AMPLIMITE 0.50 Series





Insertion & Extraction Tools(1)



PCB D-Sub Connectors(172)

## Customers Also Bought



TE Part #2-178802-3  
DYNAMICD3100 TAB HSG 3P PM Y-KE



TE Part #5208010-2  
D-Sub Plug Assembly: Vertical, Shell Size 5, 2.74mm



TE Part #284514-5  
5 POS TERMI-BLOK HDR DIR. POL.



TE Part #8-1879061-0  
CPF 0402 20K 0.1% 25PPM 5K RL



TE Part #2057410-1  
IMP100S,R,RA2P16C,RG,39



TE Part #2057741-1  
IMP100S,H,V2P16C,RG,OEW39,4.5



TE Part #TCD1473A201-001  
M12D4-MS-RJ-TPE-24SH-TEAL-0.5M



TE Part #284514-4  
4 POS TERMI-BLOK HDR DIR. POL.



TE Part #1-1355531-1  
LWL GEH ,ASSY 2P,SW

## Documents

### Product Drawings

[AMPLIMITE.050 CAP ASS'Y \(V\) 96P PB-FREE](#)

English

### CAD Files

Customer View Model

[ENG\\_CVM\\_CVM\\_5174683-8\\_O.3d\\_igs.zip](#)

English

Customer View Model



[ENG\\_CVM\\_CVM\\_5174683-8\\_O.3d\\_stp.zip](#)

English

Customer View Model

[ENG\\_CVM\\_CVM\\_5174683-8\\_O.2d\\_dxf.zip](#)

English

3D PDF

3D

3D PDF

English

Customer View Model

[ENG\\_CVM\\_5174683-8\\_O.2d\\_dxf.zip](#)

English

Customer View Model

[ENG\\_CVM\\_5174683-8\\_O.3d\\_igs.zip](#)

English

Customer View Model

[ENG\\_CVM\\_5174683-8\\_O.3d\\_stp.zip](#)

English

By downloading the CAD file I accept and agree to the [Terms and Conditions](#) of use.

### Agency Approvals

UL

English