

Amphenol

Interconnection
Accessories

5003 Backshell Series



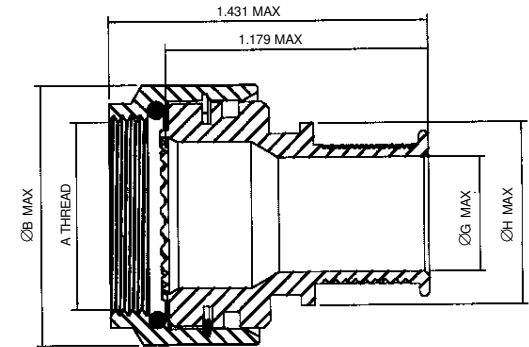
- For use on Mil-C-38999 Series III
- The 5003 Backshells are suitable for termination using Bandit, Zetalock and Heatshrink Products
- The 5003 is designed to give 360° Screening

Amphenol Interconnection Accessories - Amphenol Distributor:

Amphenol

Amphenol

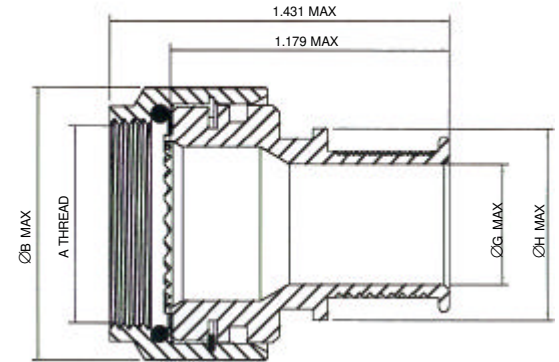
PART NUMBER	A-THREAD	ØB MAX	ØG MAX	ØH MAX	REC HELLERMAN	REC HELLERMAN	SPRING
					BOOT 90°	BOOT STRAIGHT	REF
5003-09-00-00-10-AA-XX	M12 x 1	18.14	6.48	14.04	1152-4-GW24	152-42-GW24	HE 050
5003-11-00-00-10-AA-XX	M15 x 1	20.45	8.05	15.61	1154-4-GW24	154-42-GW24	HE 100
5003-13-00-00-10-AA-XX	M18 x 1	24.64	11.25	18.81	1155-4-GW24	155-42-GW24	HE 100
5003-15-00-00-10-AA-XX	M22 x 1	29.13	12.83	20.39	1155-4-GW24	155-42-GW24	HE 200
5003-17-00-00-10-AA-XX	M25 x 1	32.13	16.00	23.57	1156-4-GW24	156-42-GW24	HE 200
5003-19-00-00-10-AA-XX	M28 x 1	32.64	19.18	26.74	1156-4-GW24	156-42-GW24	HE 300
5003-21-00-00-10-AA-XX	M31 x 1	39.78	22.38	29.92	1157-4-GW24	157-43-GW24	HE 300
5003-23-00-00-10-AA-XX	M34 x 1	43.28	25.55	33.09	1157-4-GW24	157-43-GW24	HE 300
5003-25-00-00-10-AA-XX	M37 x 1	44.25	25.55	33.09	1157-4-GW24	157-43-GW24	HE 300
5003-09-06-00-10-AA-XX	M12 x 1	18.14	4.83	14.04	1152-4-GW24	152-42-GW24	HE 050
5003-11-08-00-10-AA-XX	M15 x 1	20.45	6.48	14.04	1154-4-GW24	154-42-GW24	HE 050
5003-13-10-00-10-AA-XX	M18 x 1	24.64	8.05	15.61	1155-4-GW24	155-42-GW24	HE 100
5003-15-12-00-10-AA-XX	M22 x 1	29.13	11.25	18.81	1155-4-GW24	155-42-GW24	HE 100
5003-17-14-00-10-AA-XX	M25 x 1	32.13	12.83	20.39	1156-4-GW24	156-42-GW24	HE 200
5003-19-16-00-10-AA-XX	M28 x 1	32.64	16.00	23.57	1156-4-GW24	156-42-GW24	HE 200
5003-21-18-00-10-AA-XX	M31 x 1	39.78	19.18	26.74	1157-4-GW24	157-43-GW24	HE 300
5003-23-20-00-10-AA-XX	M34 x 1	43.28	22.38	29.92	1157-4-GW24	157-43-GW24	HE 300
5003-25-22-00-10-AA-XX	M37 x 1	44.25	25.55	33.09	1157-4-GW24	157-43-GW24	HE 300



 THIRD ANGLE PROJECTION	MATERIAL AND FINISH CODES ARE SPECIFIED ON ORDER	CHECKED	DIMENSIONS IN MM	AMPHENOL LTD Amphenol Ltd Thanet Way, Whitstable, Kent. CT5 3JF Tel: 01227773200 Fax: 01227276571	This drawing is the property of Amphenol Ltd and shall not be copied or disclosed to a third party without the express permission of Amphenol Ltd Amphenol Ltd 2000®	TITLE BACKSHELL STRAIGHT
	NOTE: ALL DIMENSIONS SHOWN ARE FINISHED DIMENSIONS AFTER PLATING/METAL FINISHING	SCALE	TOLERANCES			Drawing Number 5003 SERIES

Amphenol

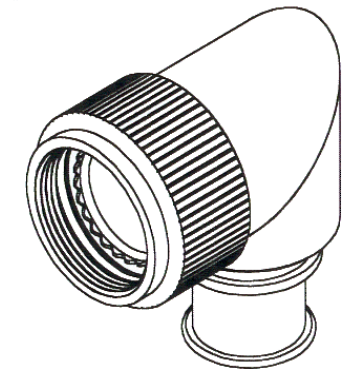
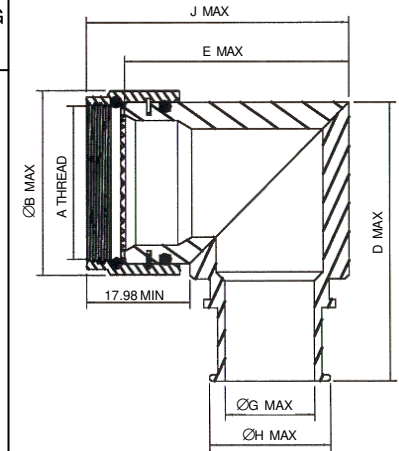
PART NUMBER	A-THREAD	ØB MAX	ØG MAX	ØH MAX	REC HELLERMAN	REC HELLERMAN	SPRING
					BOOT 90°	BOOT STRAIGHT	REF
5003-09-00-00-10-AA-XX	M12 x 1	0.714	0.255	0.5528	1152-4-GW24	152-42-GW24	HE 050
5003-11-00-00-10-AA-XX	M15 x 1	0.805	0.317	0.6146	1154-4-GW24	154-42-GW24	HE 100
5003-13-00-00-10-AA-XX	M18 x 1	0.970	0.443	0.7406	1155-4-GW24	155-42-GW24	HE 100
5003-15-00-00-10-AA-XX	M22 x 1	1.147	0.505	0.8028	1155-4-GW24	155-42-GW24	HE 200
5003-17-00-00-10-AA-XX	M25 x 1	1.265	0.630	0.9280	1156-4-GW24	156-42-GW24	HE 200
5003-19-00-00-10-AA-XX	M28 x 1	1.285	0.755	1.0528	1156-4-GW24	156-42-GW24	HE 300
5003-21-00-00-10-AA-XX	M31 x 1	1.566	0.881	1.1780	1157-4-GW24	157-43-GW24	HE 300
5003-23-00-00-10-AA-XX	M34 x 1	1.704	1.006	1.3028	1157-4-GW24	157-43-GW24	HE 300
5003-25-00-00-10-AA-XX	M37 x 1	1.742	1.006	1.3028	1157-4-GW24	157-43-GW24	HE 300
5003-09-06-00-10-AA-XX	M12 x 1	0.714	0.190	0.5528	1152-4-GW24	152-42-GW24	HE 050
5003-11-08-00-10-AA-XX	M15 x 1	0.805	0.255	0.5528	1154-4-GW24	154-42-GW24	HE 050
5003-13-10-00-10-AA-XX	M18 x 1	0.970	0.317	0.6146	1155-4-GW24	155-42-GW24	HE 100
5003-15-12-00-10-AA-XX	M22 x 1	1.147	0.443	0.7406	1155-4-GW24	155-42-GW24	HE 100
5003-17-14-00-10-AA-XX	M25 x 1	1.265	0.505	0.8028	1156-4-GW24	156-42-GW24	HE 200
5003-19-16-00-10-AA-XX	M28 x 1	1.285	0.630	0.9280	1156-4-GW24	156-42-GW24	HE 200
5003-21-18-00-10-AA-XX	M31 x 1	1.566	0.755	1.0528	1157-4-GW24	157-43-GW24	HE 300
5003-23-20-00-10-AA-XX	M34 x 1	1.704	0.881	1.1780	1157-4-GW24	157-43-GW24	HE 300
5003-25-22-00-10-AA-XX	M37 x 1	1.742	1.006	1.3028	1157-4-GW24	157-43-GW24	HE 300



 THIRD ANGLE PROJECTION	MATERIAL AND FINISH CODES ARE SPECIFIED ON ORDER	CHECKED	DIMENSIONS IN Inches	AMPHENOL LTD Amphenol Ltd Thanet Way, Whitstable, Kent. CT5 3JF Tel: 01227773200 Fax: 01227276571	This drawing is the property of Amphenol Ltd and shall not be copied or disclosed to a third party without the express permission of Amphenol Ltd Amphenol Ltd 2000®	TITLE BACKSHELL STRAIGHT
	NOTE: ALL DIMENSIONS SHOWN ARE FINISHED DIMENSIONS AFTER PLATING/METAL FINISHING	SCALE	TOLERANCES			Drawing Number 5003 SERIES

Amphenol


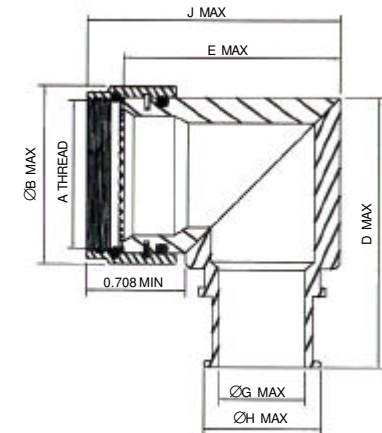
PART NUMBER	A-THREAD	D MAX	ØB MAX	E MAX	ØG MAX	ØH MAX	J MAX	REC HELLERMAN	
								BOOT STRAIGHT	SPRING REF
5003-09-00-90-10-AA-XX	M12 x 1	35.18	18.14	25.98	6.48	14.04	32.39	152-42-GW24	HE 050
5003-11-00-90-10-AA-XX	M15 x 1	38.35	20.45	29.16	8.05	15.61	35.56	154-42-GW24	HE 100
5003-13-00-90-10-AA-XX	M18 x 1	41.53	24.64	32.33	11.25	18.81	38.74	155-42-GW24	HE 100
5003-15-00-90-10-AA-XX	M22 x 1	46.30	29.13	37.11	12.83	20.39	43.51	155-42-GW24	HE 200
5003-17-00-90-10-AA-XX	M25 x 1	49.48	32.13	40.28	16.00	23.57	46.69	156-42-GW24	HE 200
5003-19-00-90-10-AA-XX	M28 x 1	49.48	32.64	40.28	19.18	26.74	46.69	156-42-GW24	HE 300
5003-21-00-90-10-AA-XX	M31 x 1	57.40	39.78	48.21	22.38	29.92	54.61	157-43-GW24	HE 300
5003-23-00-90-10-AA-XX	M34 x 1	60.58	43.28	51.38	25.55	33.09	57.79	157-43-GW24	HE 300
5003-25-00-90-10-AA-XX	M37 x 1	60.58	44.25	51.38	25.55	33.09	57.79	157-43-GW24	HE 300
5003-09-06-90-10-AA-XX	M12 x 1	35.18	18.14	25.98	4.83	14.04	32.39	152-42-GW24	HE 050
5003-11-08-90-10-AA-XX	M15 x 1	38.35	20.45	29.16	6.48	14.04	35.56	154-42-GW24	HE 050
5003-13-10-90-10-AA-XX	M18 x 1	41.53	24.64	32.33	8.05	15.61	38.74	155-42-GW24	HE 100
5003-15-12-90-10-AA-XX	M22 x 1	46.40	29.13	37.11	11.25	18.81	43.51	155-42-GW24	HE 100
5003-17-14-90-10-AA-XX	M25 x 1	49.48	32.13	40.28	12.83	20.39	46.69	156-42-GW24	HE 200
5003-19-16-90-10-AA-XX	M28 x 1	49.48	32.64	40.28	16.00	23.57	46.69	156-42-GW24	HE 200
5003-21-18-90-10-AA-XX	M31 x 1	57.40	39.78	48.21	19.18	26.74	54.61	157-43-GW24	HE 300
5003-23-20-90-10-AA-XX	M34 x 1	58.80	43.28	51.38	22.38	29.92	57.79	157-43-GW24	HE 300
5003-25-22-90-10-AA-XX	M37 x 1	58.80	44.25	51.38	25.55	33.09	57.79	157-43-GW24	HE 300



 THIRD ANGLE PROJECTION	MATERIAL AND FINISH CODES ARE SPECIFIED ON ORDER	CHECKED	DIMENSIONS IN MM	AMPHENOL LTD Amphenol Ltd Thanet Way, Whitstable, Kent. CT5 3JF Tel: 01227773200 Fax: 01227276571	This drawing is the property of Amphenol Ltd and shall not be copied or disclosed to a third party without the express permission of Amphenol Ltd Amphenol Ltd 2000®	TITLE BACKSHELL RIGHT ANGLE
	NOTE: ALL DIMENSIONS SHOWN ARE FINISHED DIMENSIONS AFTER PLATING/METAL FINISHING	SCALE	TOLERANCES			Drawing Number 5003 SERIES

Amphenol

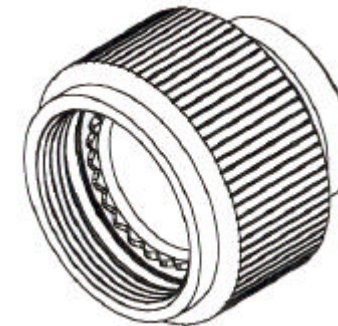
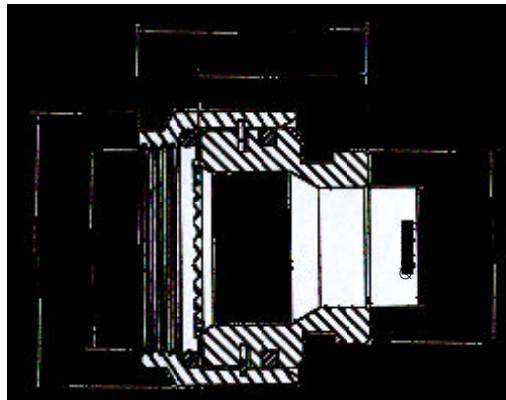
PART NUMBER	A-THREAD	D MAX	ØB MAX	E MAX	ØG MAX	ØH MAX	J MAX	REC HELLERMAN	
								BOOT STRAIGHT	SPRING REF
5003-09-00-90-10-AA-XX	M12 x 1	1.385	0.714	1.023	0.255	0.5528	1.275	152-42-GW24	HE 050
5003-11-00-90-10-AA-XX	M15 x 1	1.510	0.805	1.148	0.317	0.6146	1.400	154-42-GW24	HE 100
5003-13-00-90-10-AA-XX	M18 x 1	1.635	0.970	1.273	0.443	0.7406	1.525	155-42-GW24	HE 100
5003-15-00-90-10-AA-XX	M22 x 1	1.823	1.147	1.461	0.505	0.8028	1.713	155-42-GW24	HE 200
5003-17-00-90-10-AA-XX	M25 x 1	1.948	1.265	1.586	0.630	0.9280	1.838	156-42-GW24	HE 200
5003-19-00-90-10-AA-XX	M28 x 1	1.948	1.285	1.586	0.755	1.0528	1.838	156-42-GW24	HE 300
5003-21-00-90-10-AA-XX	M31 x 1	2.260	1.566	1.898	0.881	1.1780	2.150	157-43-GW24	HE 300
5003-23-00-90-10-AA-XX	M34 x 1	2.385	1.704	2.023	1.006	1.3028	2.275	157-43-GW24	HE 300
5003-25-00-90-10-AA-XX	M37 x 1	2.385	1.742	2.023	1.006	1.3028	2.275	157-43-GW24	HE 300
5003-09-06-90-10-AA-XX	M12 x 1	1.385	0.714	1.023	0.190	0.5528	1.275	152-42-GW24	HE 050
5003-11-08-90-10-AA-XX	M15 x 1	1.510	0.805	1.148	0.255	0.5528	1.400	154-42-GW24	HE 050
5003-13-10-90-10-AA-XX	M18 x 1	1.635	0.970	1.273	0.317	0.6146	1.525	155-42-GW24	HE 100
5003-15-12-90-10-AA-XX	M22 x 1	1.823	1.147	1.461	0.443	0.7406	1.713	155-42-GW24	HE 100
5003-17-14-90-10-AA-XX	M25 x 1	1.948	1.265	1.586	0.505	0.8028	1.838	156-42-GW24	HE 200
5003-19-16-90-10-AA-XX	M28 x 1	1.948	1.285	1.586	0.630	0.9280	1.838	156-42-GW24	HE 200
5003-21-18-90-10-AA-XX	M31 x 1	2.260	1.566	1.898	0.755	1.0528	2.150	157-43-GW24	HE 300
5003-23-20-90-10-AA-XX	M34 x 1	2.315	1.704	2.023	0.881	1.1780	2.275	157-43-GW24	HE 300
5003-25-22-90-10-AA-XX	M37 x 1	2.315	1.742	2.023	1.006	1.3028	2.275	157-43-GW24	HE 300



 THIRD ANGLE PROJECTION	MATERIAL AND FINISH CODES ARE SPECIFIED ON ORDER	CHECKED	DIMENSIONS IN INCHES	AMPHENOL LTD Amphenol Ltd Thanet Way, Whitstable, Kent. CT5 3JF Tel: 01227 773200 Fax: 01227 276571	This drawing is the property of Amphenol Ltd and shall not be copied or disclosed to a third party without the express permission of Amphenol Ltd Amphenol Ltd 2000 [©]	TITLE BACKSHELL RIGHT ANGLE
	NOTE: ALL DIMENSIONS SHOWN ARE FINISHED DIMENSIONS AFTER PLATING/METAL FINISHING	SCALE	TOLERANCES			Drawing Number 5003 SERIES

Amphenol

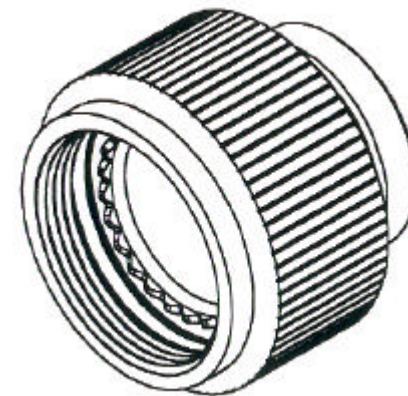
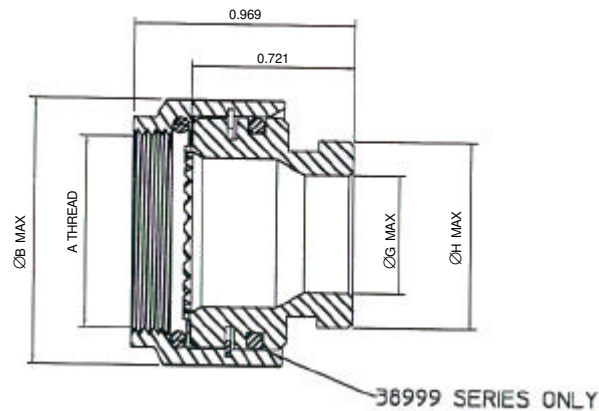
PART NUMBER	A-THREAD	ØB MAX	ØG MAX	ØH MAX	REC HELLERMAN BOOT 90°	REC HELLERMAN BOOT STRAIGHT
5103-09-00-00-10-AA-XX	M12x1	0.714	0.255	0.5528	1154-4-GW24	154-42-GW24
5103-11-00-00-10-AA-XX	M15x1	0.805	0.317	0.6146	1155-4-GW24	155-42-GW24
5103-13-00-00-10-AA-XX	M18x1	0.970	0.443	0.7406	1155-4-GW24	155-42-GW24
5103-15-00-00-10-AA-XX	M22x1	1.147	0.505	0.8028	1156-4-GW24	156-42-GW24
5103-17-00-00-10-AA-XX	M25x1	1.265	0.630	0.9280	1156-4-GW24	156-42-GW24
5103-19-00-00-10-AA-XX	M28x1	1.285	0.755	1.0528	1157-4-GW24	157-43-GW24
5103-21-00-00-10-AA-XX	M31x1	1.566	0.881	1.1780	1157-4-GW24	157-43-GW24
5103-23-00-00-10-AA-XX	M34x1	1.704	1.006	1.3028	1157-4-GW24	157-43-GW24
5103-25-00-00-10-AA-XX	M37x1	1.742	1.006	1.3028	1157-4-GW24	157-43-GW24



 THIRD ANGLE PROJECTION	MATERIAL AND FINISH CODES ARE SPECIFIED ON ORDER	CHECKED	DIMENSIONS IN Inches	AMPHENOL LTD Amphenol Ltd Thanet Way, Whitstable, Kent. CT5 3JF Tel: 01227 773200 Fax: 01227 276571	This drawing is the property of Amphenol Ltd and shall not be copied or disclosed to a third party without the express permission of Amphenol Ltd Amphenol Ltd 2000®	TITLE BACKSHELL STRAIGHT WITH HEATSHRINK BOOT
	NOTE: ALL DIMENSIONS SHOWN ARE FINISHED DIMENSIONS AFTER PLATING/METAL FINISHING	SCALE	TOLERANCES			Drawing Number 5103 SERIES

Amphenol

PART NUMBER	A-THREAD	ØB MAX	ØG MAX	ØH MAX	REC HELLERMAN BOOT 90°	REC HELLERMAN BOOT STRAIGHT
5103-09-00-00-10-AA-XX	M12x1	18.14	6.48	14.04	1154-4-GW24	154-42-GW24
5103-11-00-00-10-AA-XX	M15x1	20.45	8.05	15.61	1155-4-GW24	155-42-GW24
5103-13-00-00-10-AA-XX	M18x1	24.64	11.25	18.81	1155-4-GW24	155-42-GW24
5103-15-00-00-10-AA-XX	M22x1	29.13	12.83	20.39	1156-4-GW24	156-42-GW24
5103-17-00-00-10-AA-XX	M25x1	32.13	16.00	23.57	1156-4-GW24	156-42-GW24
5103-19-00-00-10-AA-XX	M28x1	32.64	19.18	26.74	1157-4-GW24	157-43-GW24
5103-21-00-00-10-AA-XX	M31x1	39.78	22.38	29.92	1157-4-GW24	157-43-GW24
5103-23-00-00-10-AA-XX	M34x1	43.28	25.55	33.09	1157-4-GW24	157-43-GW24
5103-25-00-00-10-AA-XX	M37x1	44.25	25.55	33.09	1157-4-GW24	157-43-GW24



 THIRD ANGLE PROJECTION	MATERIAL AND FINISH CODES ARE SPECIFIED ON ORDER	CHECKED	DIMENSIONS IN MM	AMPHENOL LTD Amphenol Ltd Thanet Way, Whitstable, Kent. CT5 3JF Tel: 01227773200 Fax: 01227276571	This drawing is the property of Amphenol Ltd and shall not be copied or disclosed to a third party without the express permission of Amphenol Ltd Amphenol Ltd 2000°	TITLE BACKSHELL STRAIGHT FOR HEATSHRINK BOOT
	NOTE: ALL DIMENSIONS SHOWN ARE FINISHED DIMENSIONS AFTER PLATING/METAL FINISHING	SCALE	TOLERANCES			Drawing Number 5103 SERIES

Part Number Information

AIA50 03 XX XX XX XX XX

Denotes Backshell Style

- 50 = Zeta Lock Termination with heatshrink boot groove
- 51 = Spin Coupler to take heatshrink boot

Denotes Connector Style

- 03 = 38999 Series

Denotes Connector Shell Size

- 9, 11, 13, 15, 17, 19, 21, 23, 25

Denotes Backshell Inlet Size

See Chart for Inlet Standard
ConsultFactory for Alternatives

Denotes Backshell Exit Angle

- 00 = 0°
 - 45 = 45°
 - 90 = 90°
- ConsultFactory for Alternatives

Denotes Working Length

- 00 = Standard
- ConsultFactory for Alternatives

Denotes Backshell Material

- AA = Aluminium Alloy
- RB = Aluminium Bronze
- SS = Stainless Steel

Denotes Backshell Plating Finish

- 01 = Unplated
- 02 = Electroless Nickel
- 03 = Cadmium with Olive Drab Chromate Passivation
- 04 = Zinc Cobalt with Green Chromate Passivation
- 05 = Zinc Cobalt with Black Chromate Passivation

For further information on cables, connectors and assemblies please consult your local office.
Product specifications and performance characteristics are typical only, and subject to change.

Notice: Products are sold subject to Ampheno's conditions of sale ("the standard conditions"). All specifications and statements contained herein are believed to be correct at the time of printing, but no representation or warranty, express or implied, is given as to any specification or statement contained herein. Product specifications including performance characteristics are typical only and subject to deviation. Specifications are also subject to change without notice. Users should not assume that all safety measures are indicated or that other measures may not be required. No representation or warranty, express or implied, is given that any use of products (including any stated or suggested use) does not infringe any patent, registered design or other third party rights and no stated or suggested use of products can be taken to recommend any such infringement.

Amphenol

Tranet Way, Whitstable, Kent. CT15 3JF. Tel: 01227 773200 Fax: 01227 276571