

MATERIAL NUMBER	# OF COLUMNS	# OF DIFF PAIR	DIM "A" MAX	DIM "B"
76450-*10*	10	20	26.60	17.10
76450-*60*	16	32	38.00	28.50

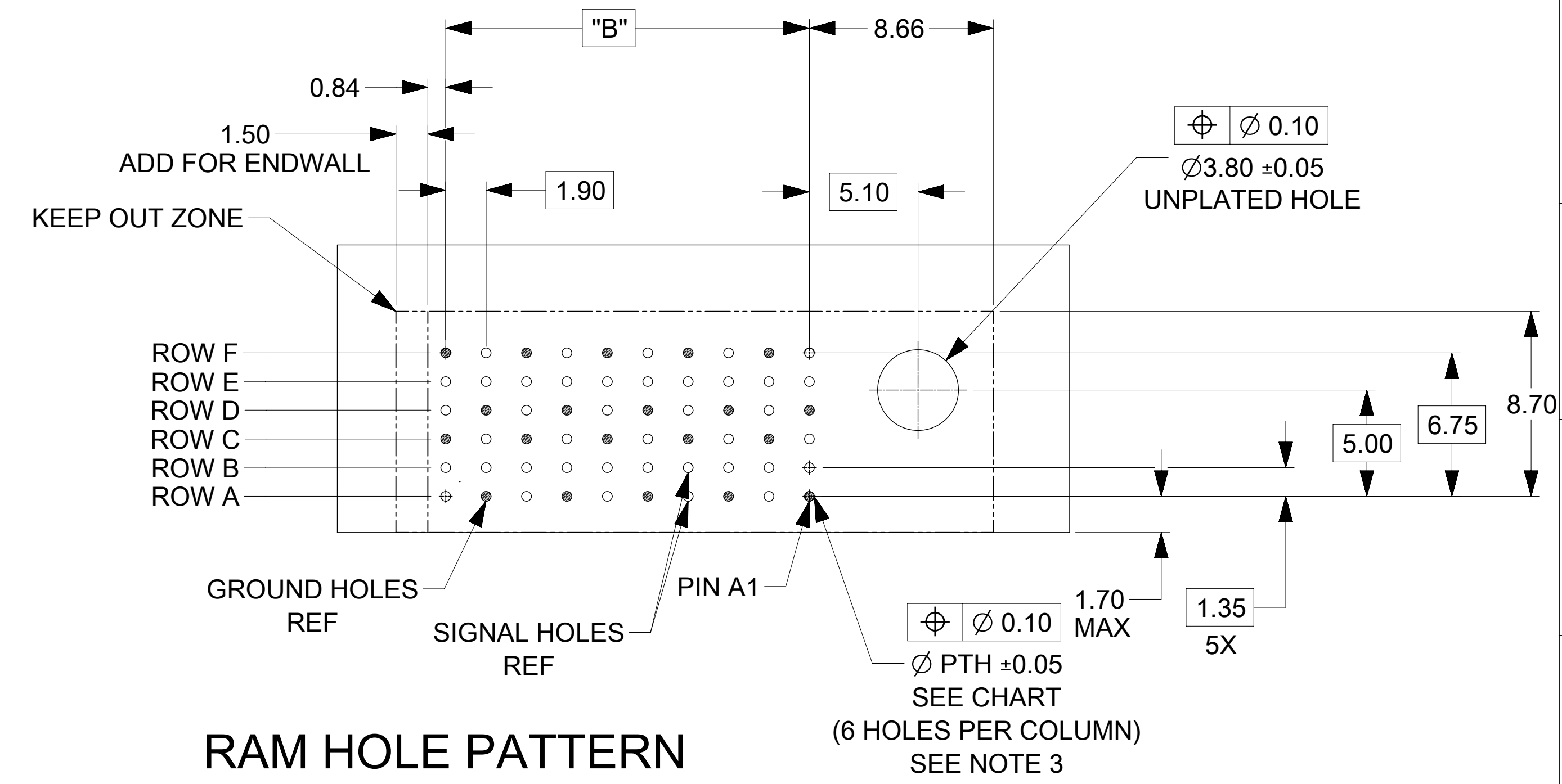
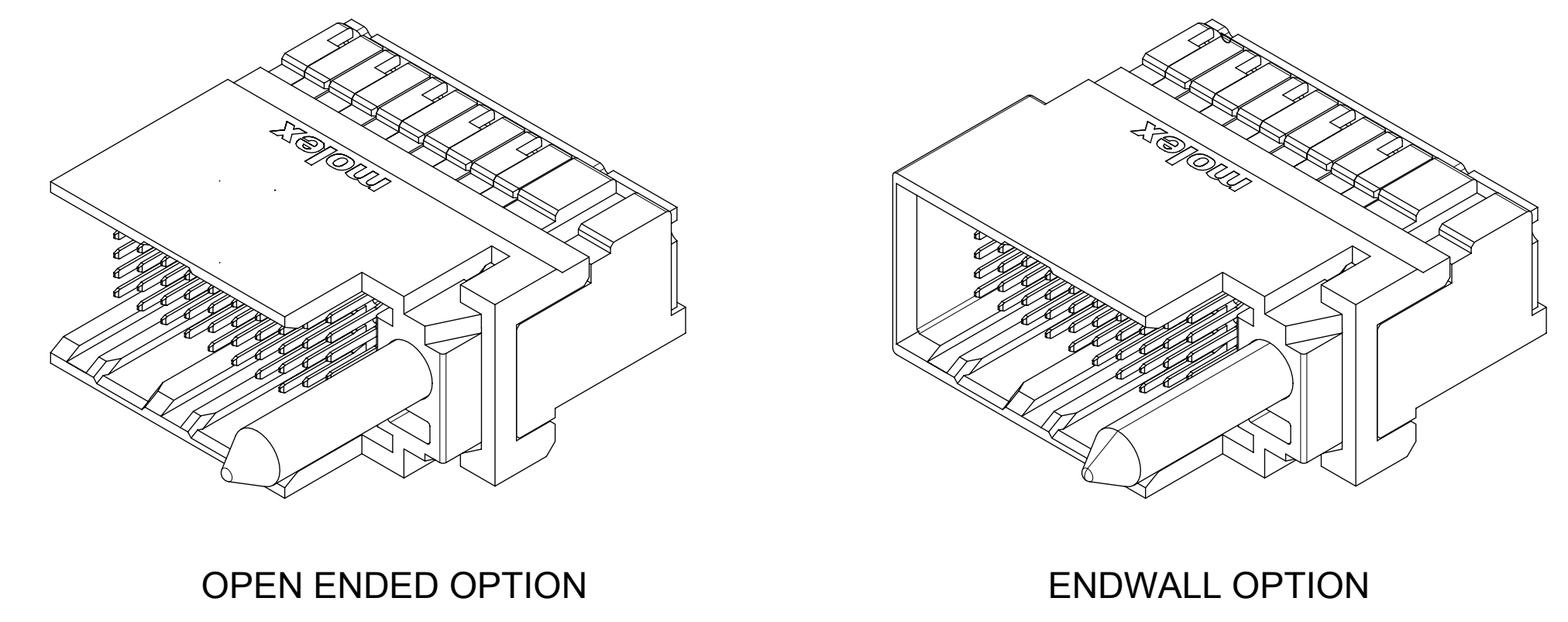
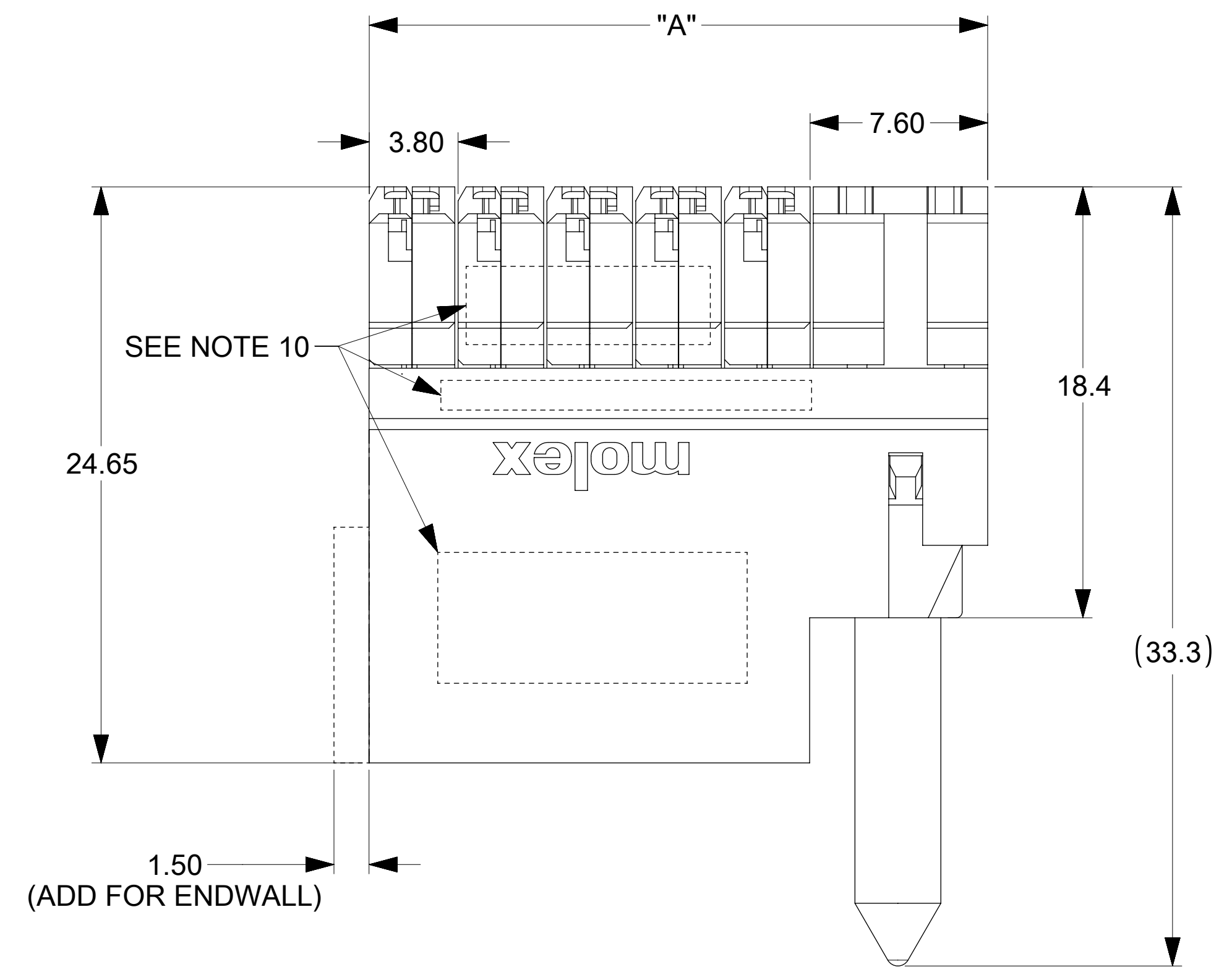
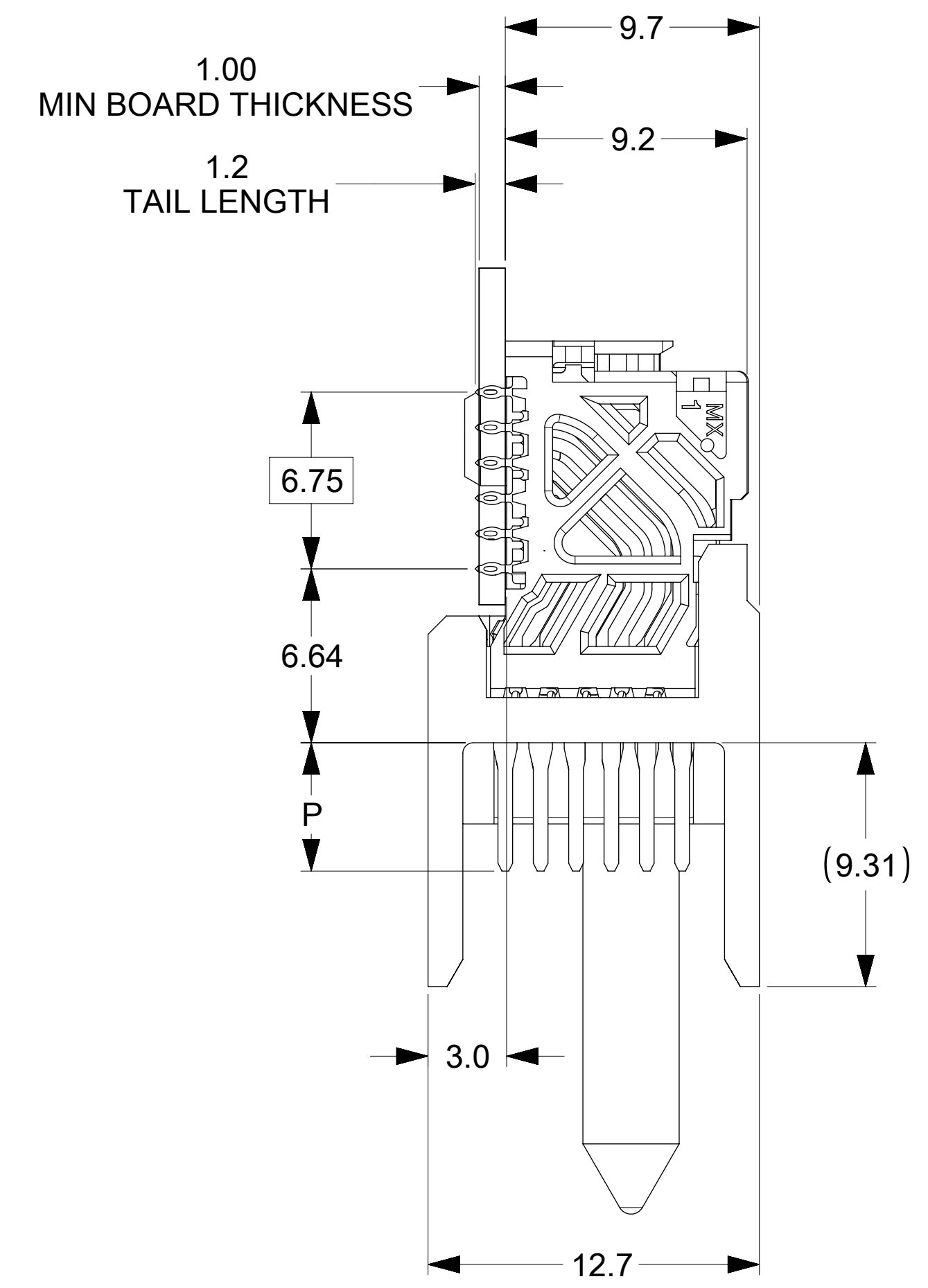
76450-0***

MODULE & TAIL PLATING TYPE
 5 = RIGHT GUIDED LEAD-FREE
 9 = RIGHT GUIDED LEAD-FREE W/ ENDWALL

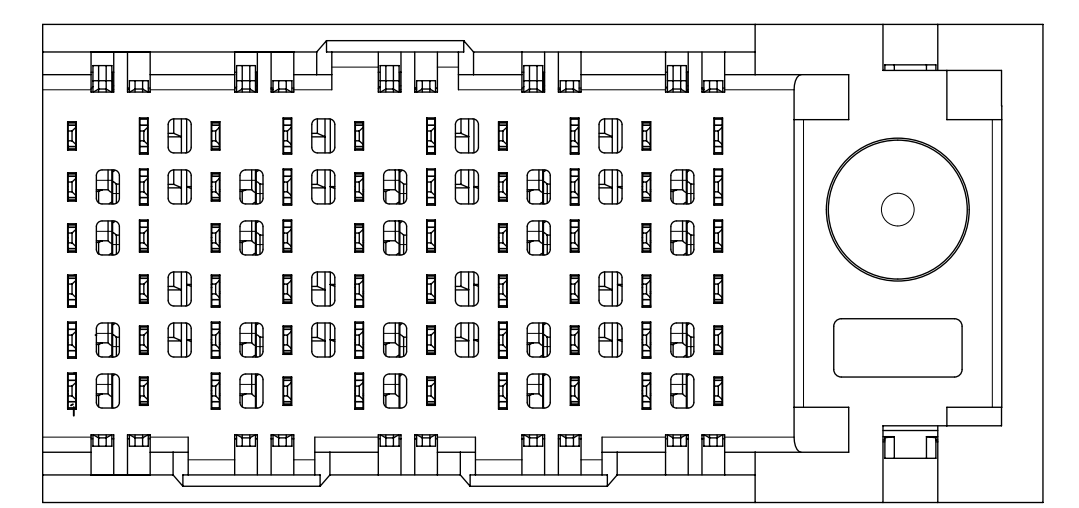
PIN LENGTH (P)
 4 = 4.90 (0.46 PTH)
 5 = 5.50 (0.46 PTH)
 7 = 4.90 (0.39 PTH)
 8 = 5.50 (0.39 PTH)

OF COLUMNS
 1 = 10 COL
 6 = 16 COL

- NOTES:
1. MATERIALS: HOUSING - LIQUID CRYSTAL POLYMER (LCP), GLASS-FILLED, UL94V-0
TERMINALS - HIGH PERFORMANCE COPPER ALLOY
 2. FINISH: 30µin SELECTIVE GOLD IN CONTACT AREA, SELECTIVE TIN ON PCB TAILS, NICKEL OVERALL.
 3. FOR FURTHER INFORMATION SEE PRODUCT SPECIFICATION PS-76060-999..
 4. EACH SIGNAL WAFER CONTAINS 2 COLUMNS OF TERMINALS.
 5. PRODUCT TO BE PACKAGED PER PACKAGING SPECIFICATION PK-70873-077.
 6. THIS PART CONFORMS TO CLASS B REQUIREMENTS OF COSMETIC SPEC PS-45499-002.
 7. REFER TO MOLEX SALES DRAWING SD-76460-002 FOR MATING DAUGHTERCARDS.
 8. REFER TO MOLEX PCB ROUTING GUIDE AS-76060-990 FOR ANTIPAD AND ROUTING RECOMMENDATIONS.
 9. WHEN USING MOLEX SUPPLIED #2-32 SCREW 73726-0005 (7.62 +0.38/-0.76 mm THREADABLE SCREW LENGTH), THE BOARD THICKNESS RANGE IS 1.60 TO 3.85 mm.
 10. MARKING: LOCATED APPROXIMATELY AS SHOWN. PART NUMBER AND DATE CODE.

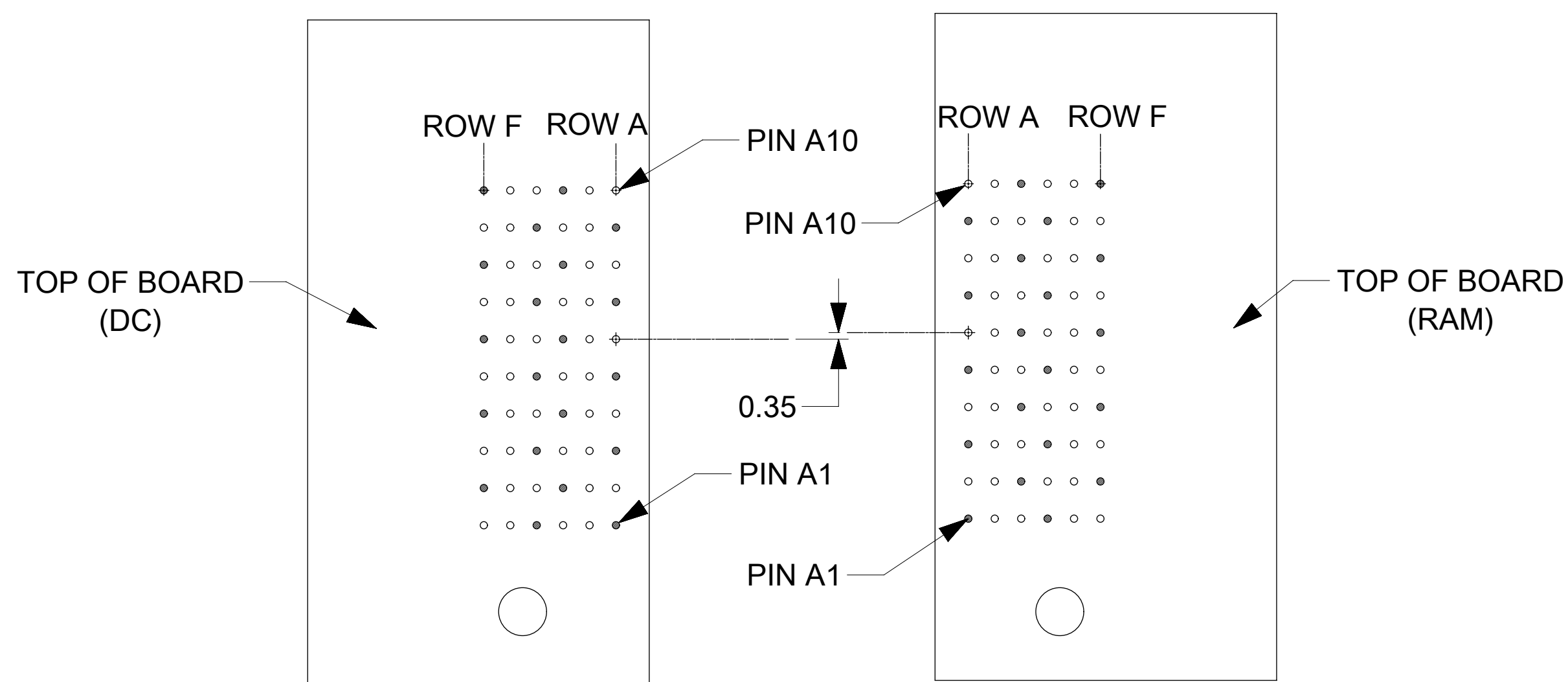
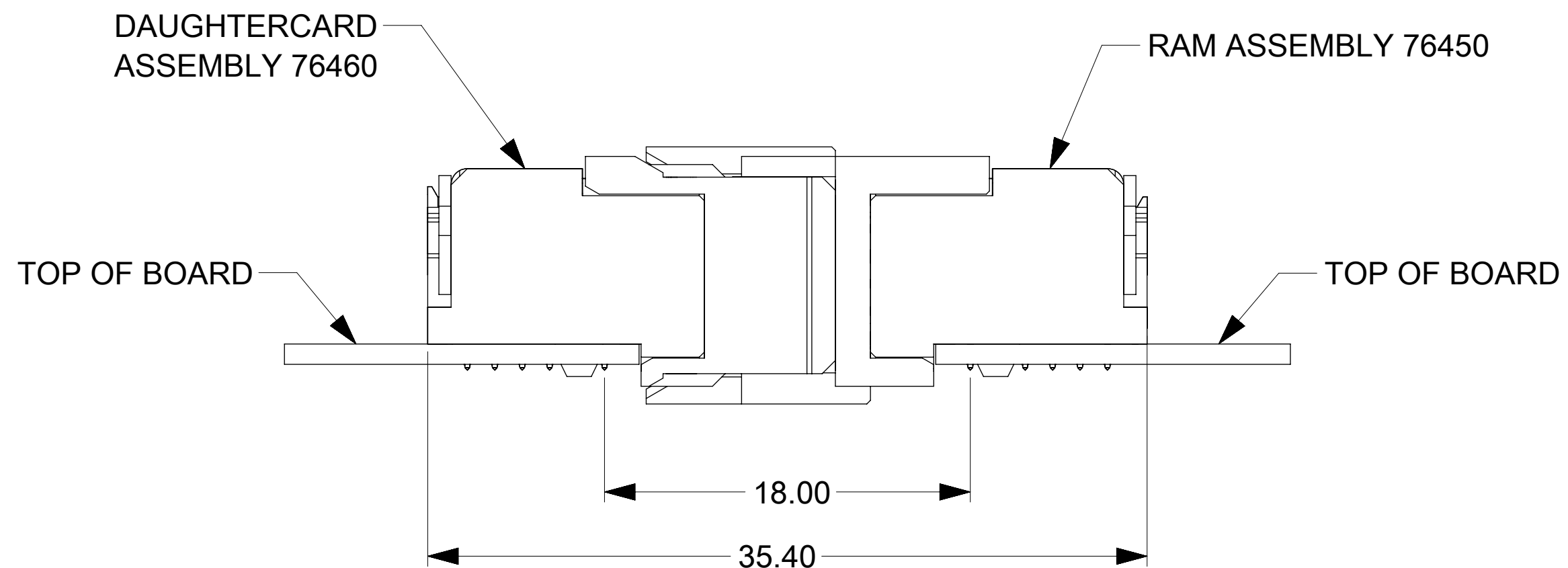


RAM HOLE PATTERN (CONNECTOR SIDE)




THIS DRAWING CONTAINS INFORMATION THAT IS PROPRIETARY TO MOLEX ELECTRONIC TECHNOLOGIES, LLC AND SHOULD NOT BE USED WITHOUT WRITTEN PERMISSION											
DIMENSION UNITS: mm		SCALE: NTS		CURRENT REV DESC: MIGRATED TO NX							
GENERAL TOLERANCES (UNLESS SPECIFIED)				molex IMPACT 100 OHM 2 PAIR RAM RIGHT GUIDED SALES DRAWING							
ANGULAR TOL ± 0.5°				PRODUCT CUSTOMER DRAWING							
4 PLACES ±				EC NO: 705090				DOCUMENT NUMBER: SD-76450-004			
3 PLACES ±				DRWN: PSHANKARACHA 2019/03/13				DOC TYPE: PSD			
2 PLACES ± 0.13				CHK'D: VINODM3 2022/03/08				DOC PART: 001			
1 PLACE ± 0.25				APPR: LZENG 2022/05/13				REVISION: C8			
0 PLACES ±				INITIAL REVISION:				SHEET NUMBER: 1 OF 2			
1 PLACE ± 0.25				DRWN: MCARRANZA 2008/02/21				MATERIAL NUMBER: SEE TABLE			
0 PLACES ±				APPR: JLAURX 2009/04/17				CUSTOMER: GENERAL MARKET			
DRAFT WHERE APPLICABLE MUST REMAIN WITHIN DIMENSIONS				THIRD ANGLE PROJECTION		DRAWING: D-SIZE		SERIES: 76450		SHEET NUMBER: 1 OF 2	

COPLANAR APPLICATION



COPLANAR MATED SIGNAL PATHS



THIS DRAWING CONTAINS INFORMATION THAT IS PROPRIETARY TO MOLEX ELECTRONIC TECHNOLOGIES, LLC AND SHOULD NOT BE USED WITHOUT WRITTEN PERMISSION

DIMENSION UNITS	SCALE	CURRENT REV DESC: MIGRATED TO NX		molex				
mm	NTS							
GENERAL TOLERANCES (UNLESS SPECIFIED)		EC NO: 705090		IMPACT 100 OHM 2 PAIR RAM RIGHT GUIDED SALES DRAWING				
ANGULAR TOL	± 0.5°	DRWN: PSHANKARACHA	2019/03/13	PRODUCT CUSTOMER DRAWING				
4 PLACES	±	CHK'D: VINODM3	2022/03/08	DOCUMENT NUMBER				
3 PLACES	±	APPR: LZENG	2022/05/13	SD-76450-004		DOC TYPE	DOC PART	REVISION
2 PLACES	± 0.13	INITIAL REVISION:		PSD 001 C8				
1 PLACE	± 0.25	DRWN: MCARRANZA	2008/02/21	MATERIAL NUMBER				
0 PLACES	±	APPR: JLAURX	2009/04/17	SEE TABLE		CUSTOMER		SHEET NUMBER
DRAFT WHERE APPLICABLE MUST REMAIN WITHIN DIMENSIONS		THIRD ANGLE PROJECTION	DRAWING	SERIES	GENERAL MARKET		2 OF 2	
			D-SIZE	76450				