

"High Frequency Ceramic Solutions"

Preliminary

3.55 GHz Multilayer Chip Band Pass Filter + Balun

P/N 3550FB39C0050

Detail Specification: 02/23/11

Page 1 of 2

General Specifications

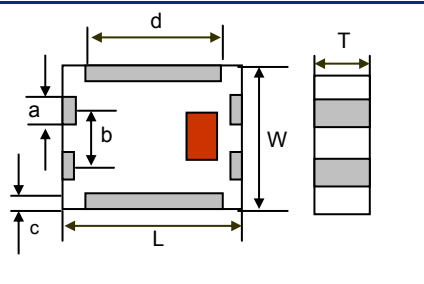
Part Number	3550FB39C0050
Frequency (MHz)	3300 - 3800
Unbalanced Impedance	50 Ω
Balanced Impedance	50 Ω
Insertion Loss	2.9max.@3300~3600MHz
	3.5max.@3600~3800MHz
Return Loss	9.5 dB min.
Phase Difference	180° \pm 12
Amplitude Difference	1.5 dB max.

Attenuation (dB)	36 min.@ 680~720MHz
	36 min.@1088~1152MHz
	45 min.@2040~2160MHz
	35 min.@2300~2700MHz
	30 min.@2720~2880MHz
	20 min.@4760~5040MHz
	25 min.@5440~5760MHz
	20 min.@7480~7920MHz
	16 min.@8840~9360MHz
Reel Quantity	3000
Power Capacity	2 watts max.
Operating Temperature	-40 to +85°C
Storage Temperature	+5 ~ +35°C, Humidity 45~75%RH, 12 mos. Max*

*12 months in vacuum sealed bag and 1 week after opened.

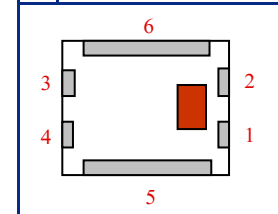
Mechanical Dimensions

	In	mm
L	0.098 \pm 0.008	2.50 \pm 0.20
W	0.079 \pm 0.008	2.00 \pm 0.20
T	0.043 \pm 0.004	1.10 \pm 0.10
a	0.016 \pm 0.008	0.40 \pm 0.20
b	0.031 \pm 0.008	0.80 \pm 0.20
c	0.012 +.004/-0.008	0.30 +0.1/-0.2
d	0.075 \pm 0.008	1.90 \pm 0.20



Terminal Configuration

No.	Function
1	Unbalanced Port
2	NC or DC Feed
3	Balanced Port
4	Balanced Port
5	GND
6	GND



Johanson Technology, Inc. reserves the right to make design changes without notice.
All sales are subject to Johanson Technology, Inc. terms and conditions.



www.johansontechnology.com

4001 Calle Tecate • Camarillo, CA 93012 • TEL 805.389.1166 FAX 805.389.1821

2011 Johanson Technology, Inc. All Rights Reserved

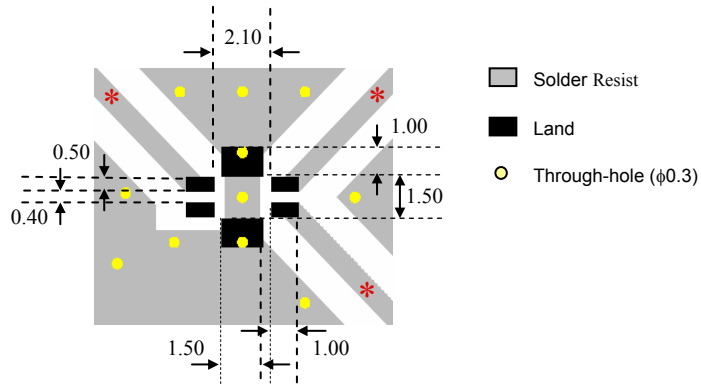
3.55 GHz Multilayer Chip Band Pass Filter + Balun**P/N 3550FB39C0050**

Detail Specification: 02/23/11

Page 2 of 3

Mounting Considerations

* Line width should be designed to match 50Ω characteristic impedance, depending on PCB material and thickness.



Johanson Technology, Inc. reserves the right to make design changes without notice.
All sales are subject to Johanson Technology, Inc. terms and conditions.

"High Frequency Ceramic Solutions"

Preliminary

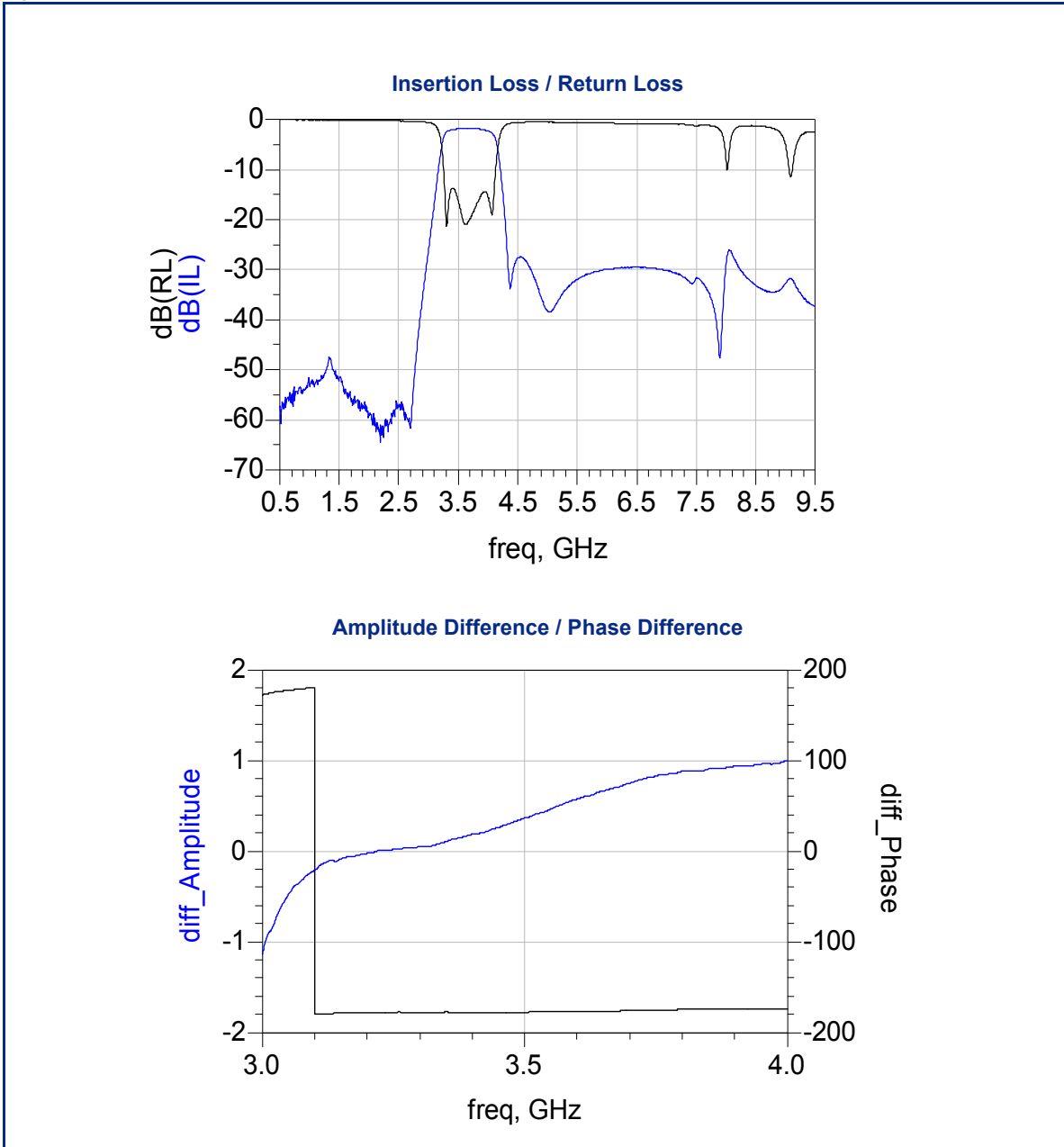
3.55 GHz Multilayer Chip Band Pass Filter + Balun

P/N 3550FB39C0050

Detail Specification: 02/23/11

Page 3 of 3

Typical Electrical Performance (T=25°C)



Johanson Technology, Inc. reserves the right to make design changes without notice.
All sales are subject to Johanson Technology, Inc. terms and conditions.



www.johansontechnology.com

4001 Calle Tecate • Camarillo, CA 93012 • TEL 805.389.1166 FAX 805.389.1821

2011 Johanson Technology, Inc. All Rights Reserved