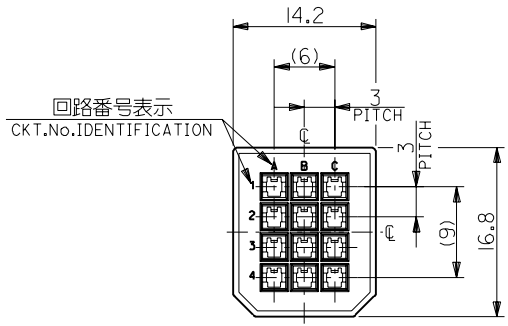
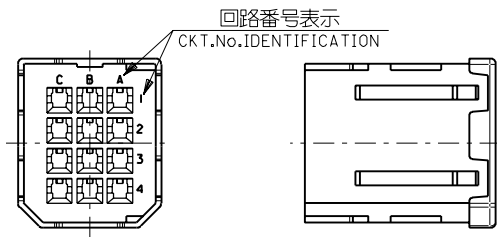
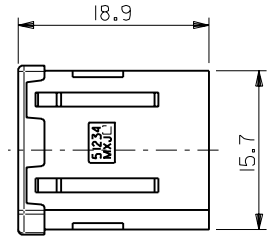


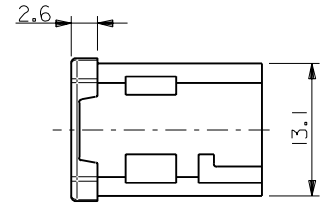
DWG. NO. SD-51234-004



嵌合側
MATING SIDE



電線挿入側
WIRE SIDE



注記
NOTES

1. 材質
MATERIAL
ガラス入りPBT樹脂 UL94V-0 色:黒
HOUSING : PBT G.F. UL94V-0 COLOR : BLACK
2. 適用端子 : 56116-8*90 , 56117-8*90
56118-8*90 , 56119-8*90
APPLICABLE CRIMP PIN : 56116-8*90 , 56117-8*90
56118-8*90 , 56119-8*90
3. 適用シエルボディ : 56380-1200
APPLICABLE SHELL BODY : 56380-1200
4. 適用シエルカバー : 56381-1200
APPLICABLE SHELL COVER : 56381-1200
5. 嵌合相手 : 51238-121*
MEET WITH : 51238-121*

<誤嵌合防止キー (極性) タイプ> <POLARITY KEY TYPE>

51234-1201	51234-1202	51234-1203	51234-1204	51234-1205
STANDARD TYPE	A TYPE	B TYPE	C TYPE	D TYPE

A-2	D	51234-1205	51234-**0*	12
C-3	C	51234-1204		
B-3	B	51234-1203		
B-2	A	51234-1202		
—	STANDARD	51234-1201		
POLARITY POSITION (CIRCUIT No.)	POLARITY TYPE	MATERIAL No.	MODEL No.	CIRCUIT

DO NOT SCALE DRAWING

EC NO. DRWN: CH'K: APPR:	EC NO. DRWN: CH'K: APPR:	EC NO. DRWN: CH'K: APPR:	REVISED 01/10/04 EC NO. J2002-0786 DRWN: S.AKIYAMA CH'K: J.MIYAZAWA APPR: Y.O.ITO	RELEASED 01/02/09 EC NO. J2001-10440 DRWN: S.AKIYAMA CH'K: J.MIYAZAWA APPR: H.IKESUGI	MATERIAL 材料 #	FINISH 仕上げ #	WIRE RANGE 適用電線範囲 #	INS. RANGE 被覆外径 #	GENERAL TOLERANCES: (UNLESS SPECIFIED) 一般公差 10 UNDER 未満 ±0.2 10 OVER 30 UNDER 未満 ±0.25 30 OVER 以上 ±0.3 ANGLE 角度 ±3°	SCALE 2-1 DESIGN UNITS ㎜ □ INCH THIRD ANGLE PROJECTION	TITLE: COMPACT ROBOT CONN. (CRC) PLUG PIN HS'G MATERIAL NO. SEE CHART DRAWING NO. SD-51234-004 SHEET NO. 1 OF 1	DIMENSIONS: ㎜ □ INCH SHT REV REVISIONS ON CAD ONLY
			A	0	注記参照 SEE NOTES					DRAWN BY & DATE S. Akiyama 01/01/25 CHECKED BY & DATE J. Miyazawa / Y. Ito APPROVED BY & DATE H. Ikesugi CAD FILE NAME 51234004.S01	MOLEX INCORPORATED	