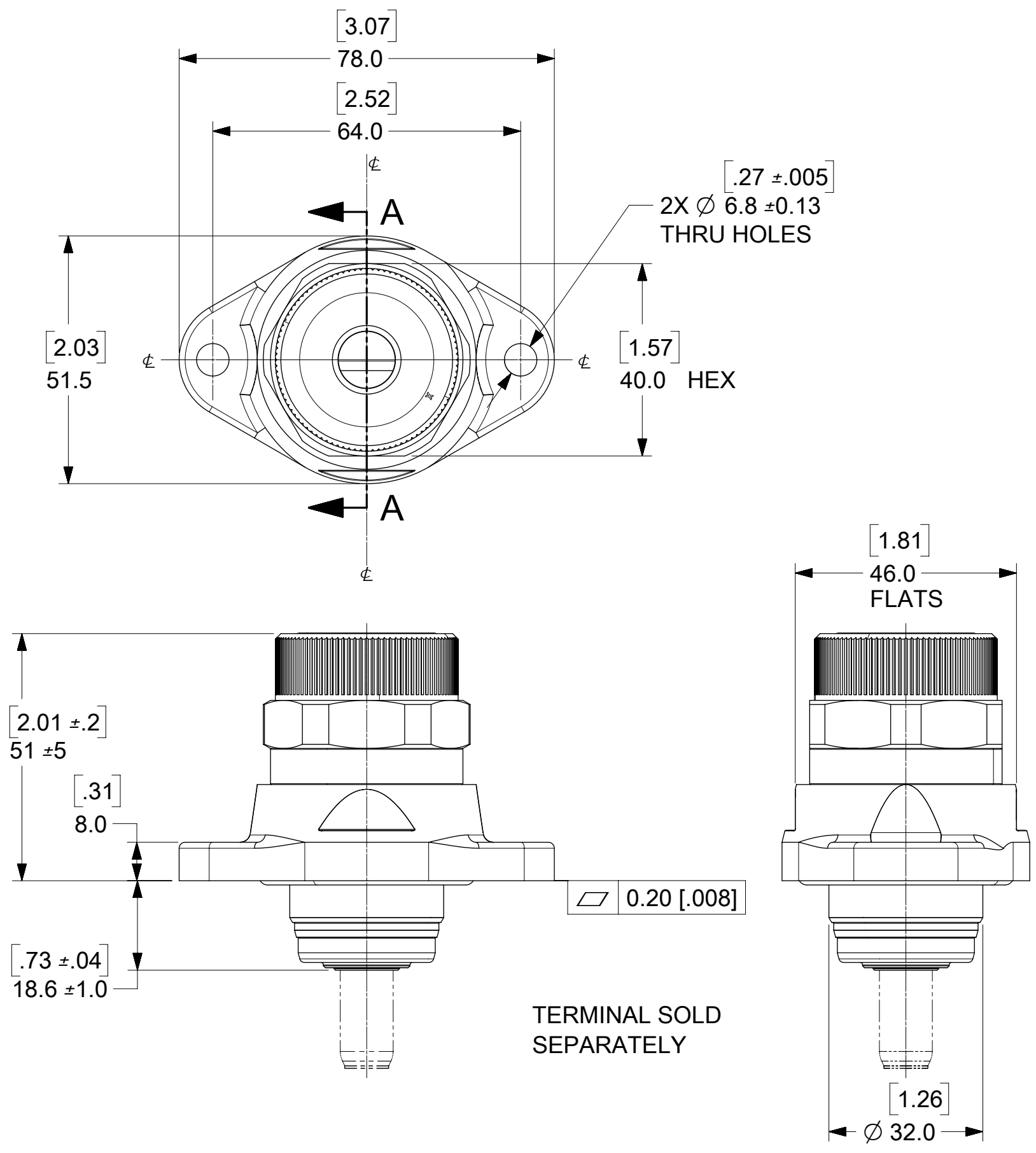
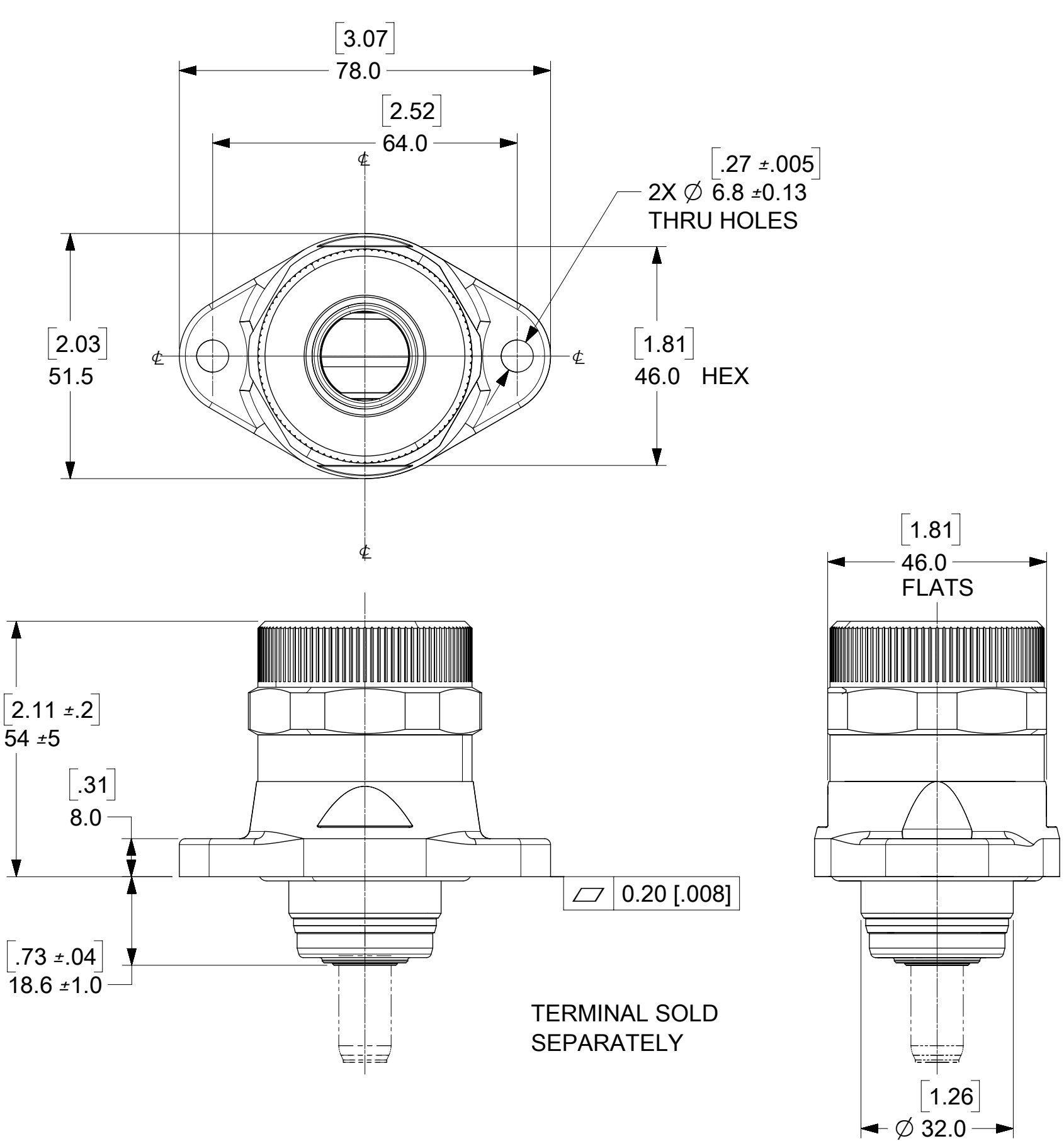


SINGLE ASSEMBLY PART No.	KIT ASSEMBLY, 420, PART No.	WIRE AWG	GROMMET MATERIAL	GROMMET COLOR	O-RING MATERIAL	O-RING COLOR	CABLE SEALING RANGE DIAMETER
1301991104	1301992104	35mm ² / 1 AWG	HNBR	BLACK	HNBR	BLACK	11.10 [.437] - 14.27 [.562]
1301991102	1301992102	2/0	HNBR	BLACK	HNBR	BLACK	15.88[.625] - 17.45 [.687]
1301991103	1301992103	4/0	HNBR	BLACK	HNBR	BLACK	19.05 [.750] - 22.23 [.875]



**MAX-LOC PLUGGABLE HARNESS ASSEMBLY
FOR 35mm², 1 AWG & 2/0 AWG CABLES
M33**

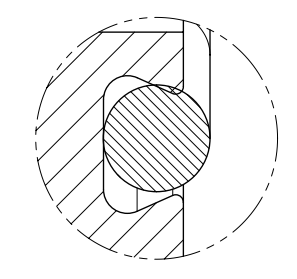
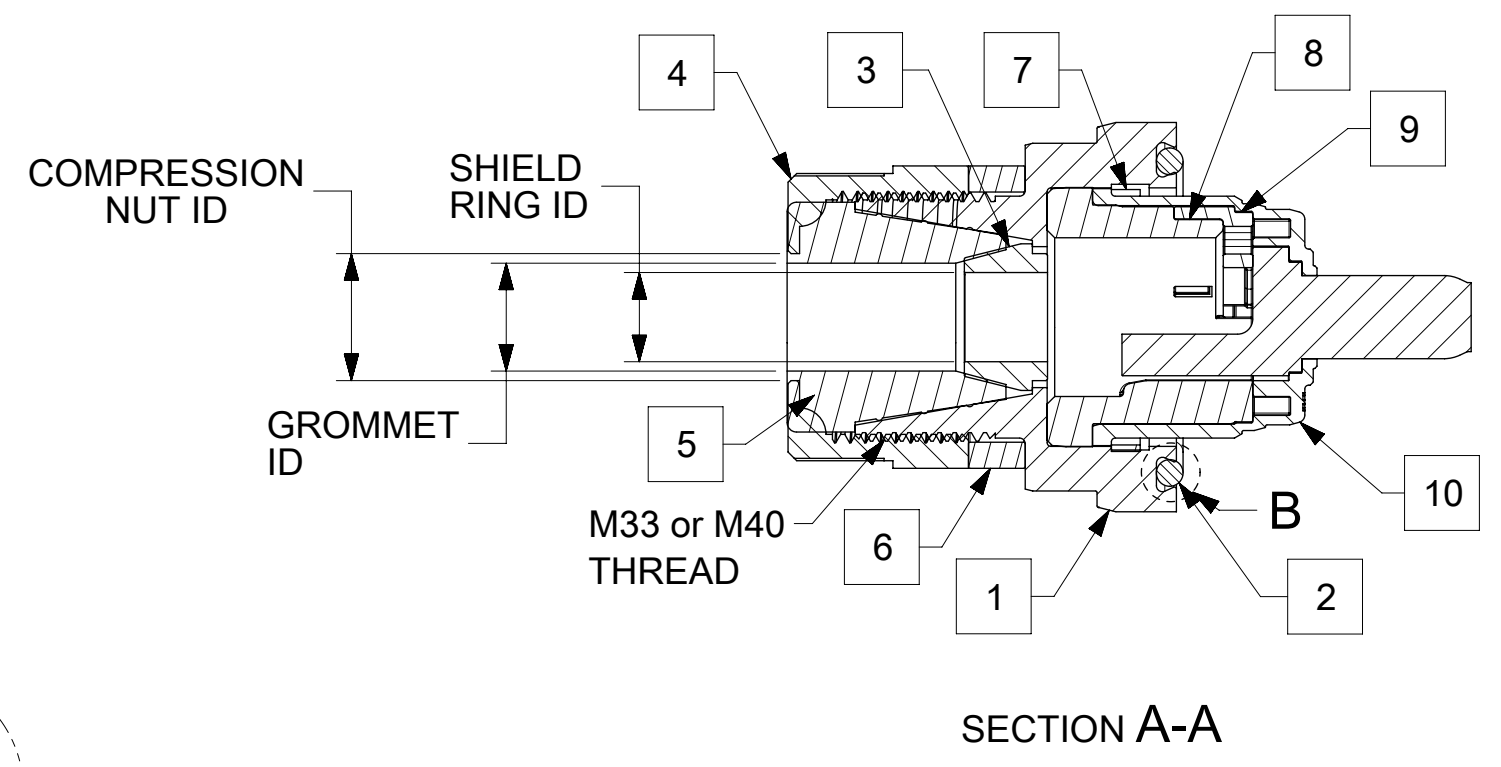


**MAX-LOC PLUGGABLE HARNESS ASSEMBLY
FOR 4/0 AWG CABLE
M40**

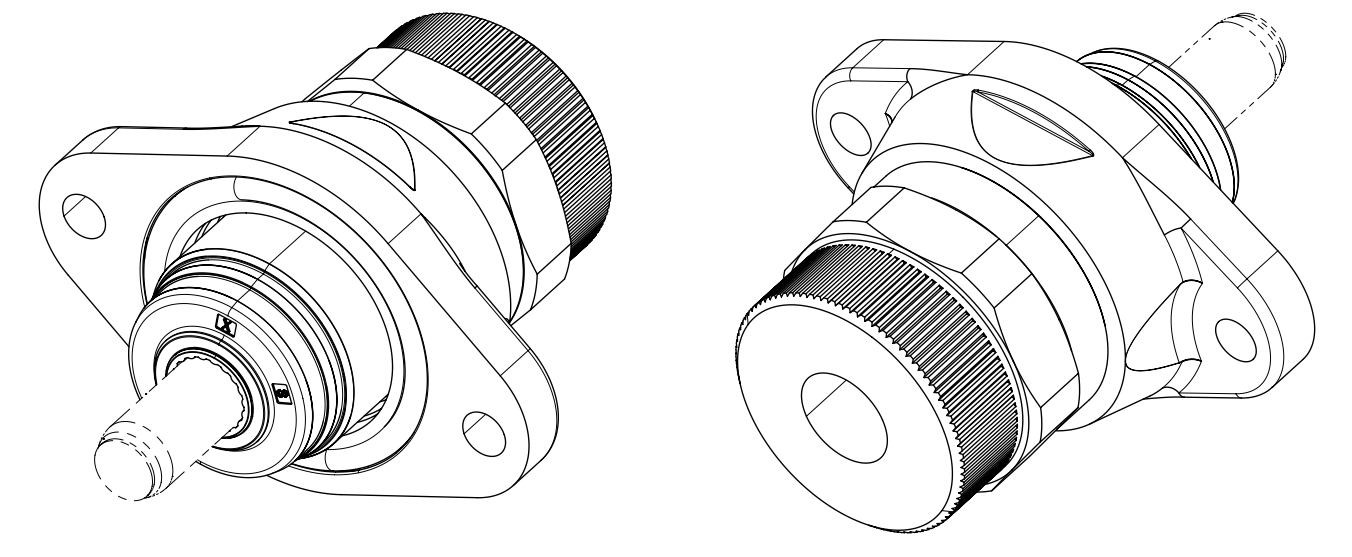
- NOTES:
1. MATERIALS:
GRIP BODY: ALUMINUM ALLOY
FINISH: ELECTROLESS NICKEL PLATING
COMPRESSION NUT: ALUMINUM ALLOY
FINISH: ELECTROLESS NICKEL PLATING
SHIELD RING: ALUMINUM ALLOY
FINISH: ELECTROLESS NICKEL PLATING
STOP RING: ALUMINUM ALLOY
FINISH: ELECTROLESS NICKEL PLATING
GROMMET: SEE CHART
HNBR HARDNESS: SHORE 70A DUROMETER
O-RING: SEE CHART
HNBR HARDNESS: SHORE 90A DUROMETER
INSULATING RETAINER, CAP & CLIP: PBT
COLR: BLACK; FLAMMABILITY: UL94 V-0
RETAINING RING: CARBON STEEL
2. PRODUCT SPECIFICATION: 130995001 (PS)
3. PACKAGING SPECIFICATION: PK-130199-003
4. APPLICATION SPECIFICATION: 1301995002 (AS)
5. ALL MATERIALS ARE ROHS COMPLIANT.

QUALITY SYMBOLS	THIS DRAWING CONTAINS INFORMATION THAT IS PROPRIETARY TO MOLEX ELECTRONIC TECHNOLOGIES, LLC AND SHOULD NOT BE USED WITHOUT WRITTEN PERMISSION			DIMENSION UNITS		SCALE			
▽ = 0	MIGRATED DOCUMENT EC NO: 629705 DRWN: MBRZOWSKI CHKD: JFMURPHY APPR: JFMURPHY REV: A	GENERAL TOLERANCES (UNLESS SPECIFIED)		mm	1:1	MAX-LOC PLUGGABLE HARNESS KIT			
▽ = 0		ANGULAR TOL ± 1.0 °		DRWN BY	DATE				
▽ = 0		4 PLACES ± 0.1	3 PLACES ± 0.13	MBRZOWSKI	2017/10/12				
▽ = 0		2 PLACES ± 0.25	1 PLACE ± 0.5	CHKD BY	DATE				
▽ = 0	0 PLACES ± 0.5	DRAFT WHERE APPLICABLE MUST REMAIN WITHIN DIMENSIONS		APPR BY	DATE	PRODUCT CUSTOMER DRAWING			
□ = 0	DRAWING SIZE		THIRD ANGLE PROJECTION	JFMURPHY	2020/01/06	SERIES	MATERIAL NUMBER	CUSTOMER	
■ = 0	C			130199	SEE CHART	130199	SEE CHART	GENERAL MARKET	
▽ = 0	DOCUMENT NUMBER		DOC TYPE	DOC PART	SHEET NUMBER	1301995003	PSD	000	1 OF 2

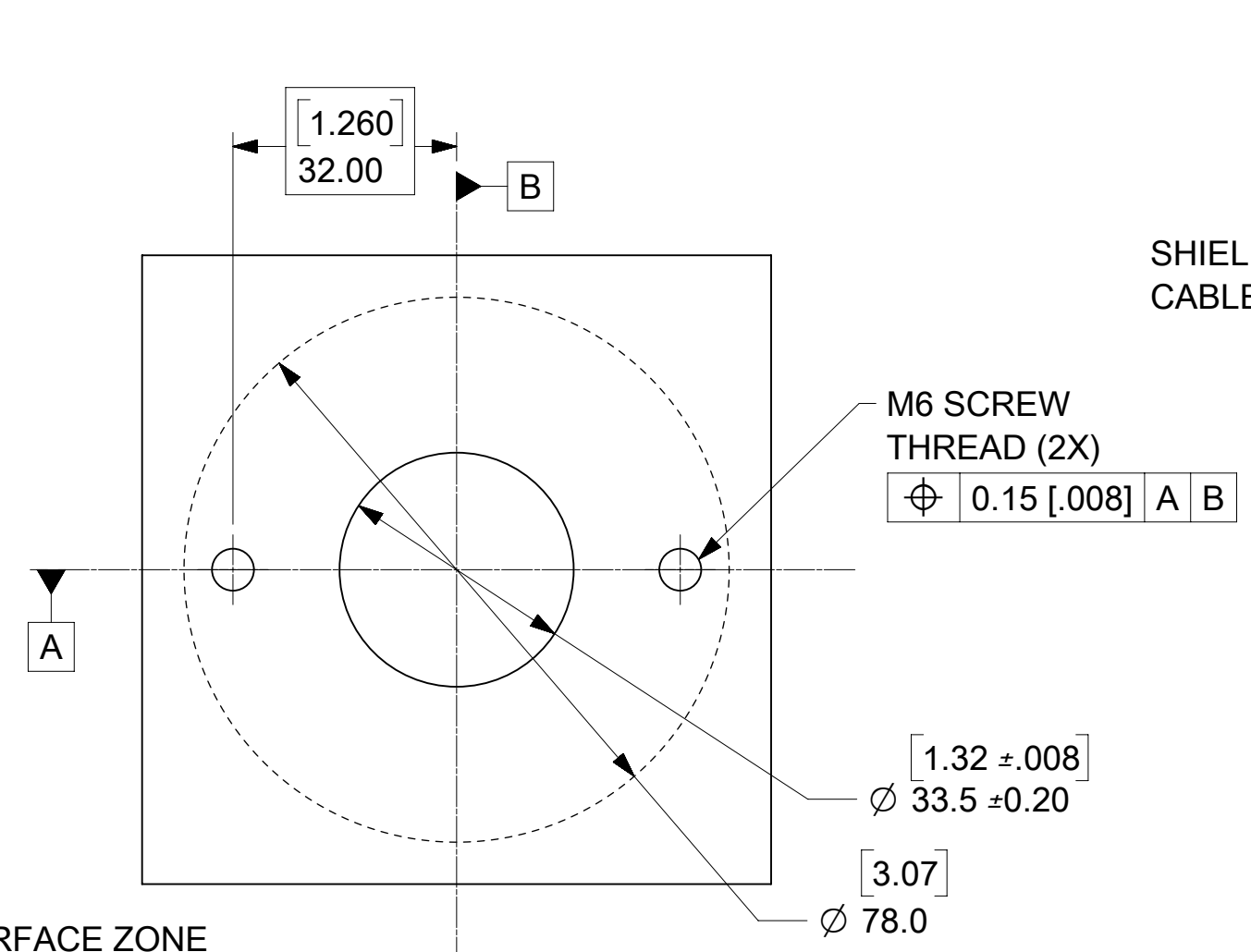
ITEM No	DESCRIPTION	CABLE AWG
1	GRIP BODY, M33 THREAD	35mm ² , 1 AWG, 2/0
	GRIP BODY, M40 THREAD	4/0
2	O-RING	35mm ² , 1 AWG, 2/0, 4/0
3	SHIELD RING, 11.8mm [.47"] ID	35mm ² , 1 AWG
	SHIELD RING, 14.6mm [.57"] ID	2/0
	SHIELD RING, 18.9mm [.74"] ID	4/0
4	COMPRESSION NUT, 16.8mm [.66"] ID	35mm ² , 1 AWG
	COMPRESSION NUT, 20.0mm [.79"] ID	2/0
	COMPRESSION NUT, 24.8mm [.98"] ID	4/0
5	BUSHING GROMMET, 14.3mm [.56"] ID	35mm ² , 1 AWG
	BUSHING GROMMET, 17.5mm [.69"] ID	2/0
	BUSHING GROMMET, 22.2mm [.88"] ID	4/0
6	STOP RING, 33mm ID, 7.5mm THICK	35mm ² , 1 AWG, 2/0
	STOP RING, 41mm ID, 9.8mm THICK	4/0
7	RETAINING RING	35mm ² , 1 AWG, 2/0, 4/0
8	INSULATING RETAINER, MAIN, FOR Ø18.5mm WELD TERMINAL	
	INSULATING RETAINER, MAIN, FOR Ø25mm WELD TERMINAL	
9	INSULATING RETAINER, CLIP, FOR Ø18.5mm WELD TERMINAL	
	INSULATING RETAINER, CLIP, FOR Ø25mm WELD TERMINAL	
10	INSULATING RETAINER, CAP, FOR Ø18.5mm WELD TERMINAL	
	INSULATING RETAINER, CAP, FOR Ø25mm WELD TERMINAL	



DETAIL B
SCALE 4:1
DUAL DOVETAIL
O-RING GROOVE

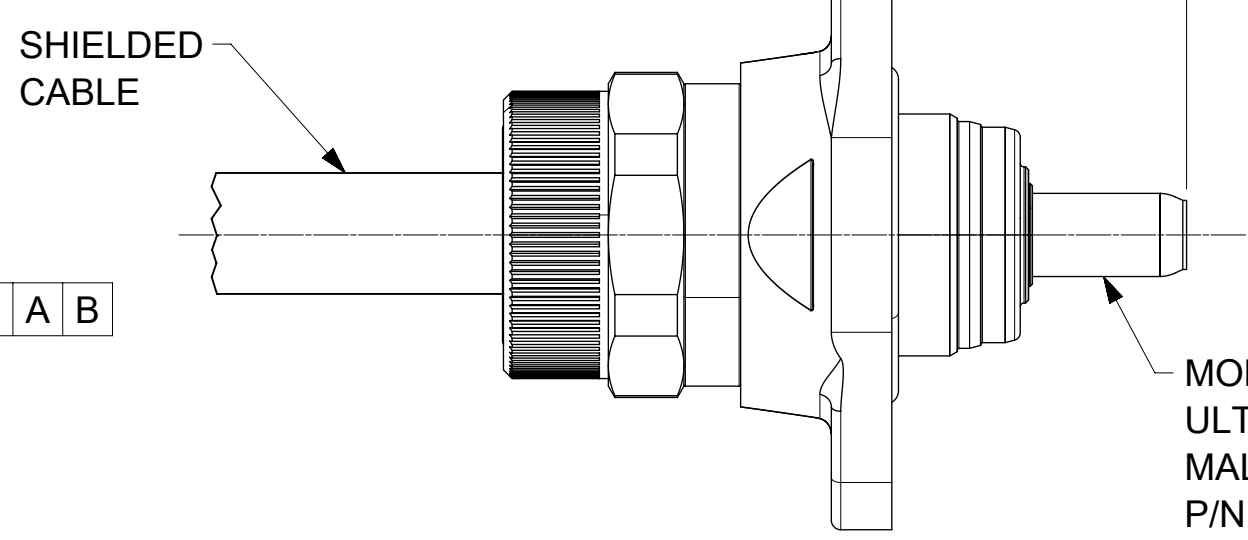


ISOMETRIC VIEWS



SEAL SURFACE ZONE
WITHIN Ø78.0 AREA:
SURFACE FINISH REQUIRED
FLATNESS REQUIRED $\sqrt{0.2}$ [.008]

RECOMMENDED PANEL
MOUNT OPENING



ASSEMBLED VIEW

MOLEX IMPERIUM PLUS
ULTRA-SONICALLY WELDABLE
MALE TERMINAL
P/N 172151-XXXX
(TERMINAL SOLD SEPARATELY)

QUALITY SYMBOLS	THIS DRAWING CONTAINS INFORMATION THAT IS PROPRIETARY TO MOLEX ELECTRONIC TECHNOLOGIES, LLC AND SHOULD NOT BE USED WITHOUT WRITTEN PERMISSION										
	▽ = 0 ▽ = 0 ▽ = 0 ▽ = 0 ▽ = 0 ▽ = 0 ▽ = 0 ▽ = 0 ▽ = 0 ▽ = 0 ▽ = 0	EC NO: 629705 DRWN: MBRZOWSKI CHKD: JFMURPHY APPR: JFMURPHY	2017/10/12 2020/01/06 2020/01/06	GENERAL TOLERANCES (UNLESS SPECIFIED)			DIMENSION UNITS	SCALE			
ANGULAR TOL ± 1.0 ° 4 PLACES ± 0.1 3 PLACES ± 0.13 2 PLACES ± 0.25 1 PLACE ± 0.5 0 PLACES ± 0.5				mm	1:1						
MIGRATED DOCUMENT							DRWN BY	DATE	PRODUCT CUSTOMER DRAWING		
DRAFT WHERE APPLICABLE MUST REMAIN WITHIN DIMENSIONS							MBRZOWSKI	2017/10/12			
RELEASE STATUS: P1 RELEASE DATE: 2020/01/06 17:25:42							CHKD BY	DATE	MAX-LOC PLUGGABLE HARNESS KIT		
							JFMURPHY	2020/01/06			
							APPR BY	DATE	GENERAL MARKET		
							JFMURPHY	2020/01/06			
							DRAWING SIZE	THIRD ANGLE PROJECTION	DOCUMENT NUMBER: 1301995003 DOC TYPE: PSD DOC PART: 000 SHEET NUMBER: 2 OF 2		
							C				