

1

2

3

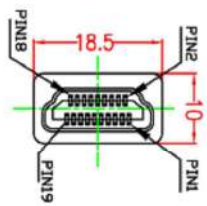
4

5

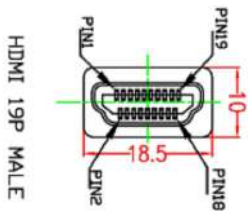
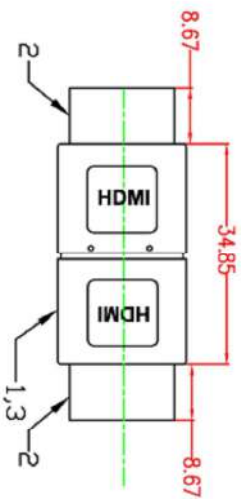
6

7

## HDMI M-HDMI M



HDMI 19P MALE

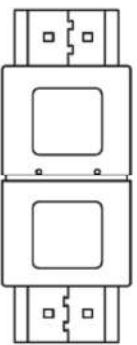


HDMI 19P MALE

PIN ASSENGMENT	
HDMI 19M	HDMI 19M
3	3
1	1
2	2
6	6
4	4
5	5
9	9
7	7
8	8
12	12
10	10
11	11
18	18
17	17
15	15
16	16
19	19
13	13
14	14
SHELL	SHELL
3	3
2	2
1	1
6	6
4	4
5	5
9	9
7	7
8	8
12	12
10	10
11	11
18	18
17	17
15	15
16	16
19	19
13	13
14	14
SHELL	SHELL
	<TMDS Data 2->
	<TMDS Data 2+>
	<TMDS Data 1->
	<TMDS Data 1+>
	<TMDS Data 0->
	<TMDS Data 0+>
	<TMDS Data 0 Shield>
	<TMDS Clock ->
	<TMDS Clock +>
	<TMDS Clock Shield>
	<+5V Power>
	<Ground>
	<DCC Clock>
	<DCC Data>
	<Hot Plug Detect>
	<CEC>
	ND FUNCTION



DUST COVER



DUST COVER

No.	DESCRIPTION	PCS	UNIT
3	PVC 4SP MOLDED BLACK IN COLOR	PCS	1
2	HDMI 19PIN MALE SOLDER TYPE CONTACT PLATEDNICKEL	PCS	2
1	INTERNAL WIRES:JUL1007 30AWG 7STRAND	PCS	20



REACH SVHC176

Unit: mm

Scale	Free	Id.	Modification	Date	Name	Date	Name
TOLERANCE						05.12.2017	Amy
X.	±0.5					05.12.2017	Amy
X.X	±0.3						
X.XX	±0.2						
DIM	TOL						
Angle	±5°	①	Drawn	05.12.2017	Amy		

**ASSMANN**  
components

ASS 8149 CA

rev00

AB562

Customer-No.

ASSMANN WSW-No.

Drawing-No.

Replace

Sheet

1

2

3

4

5

6

7

G

F

E

D

C

B

A

H