

PART NUMBER	REV	FIRST USED
466975-5	C	854040-3

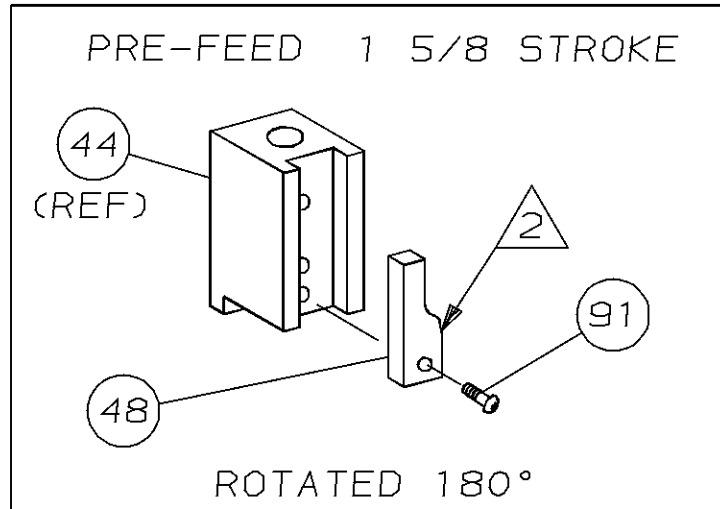
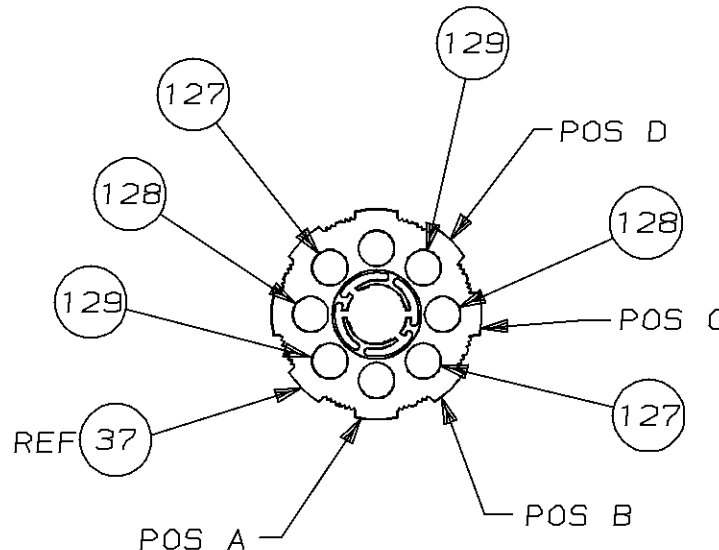
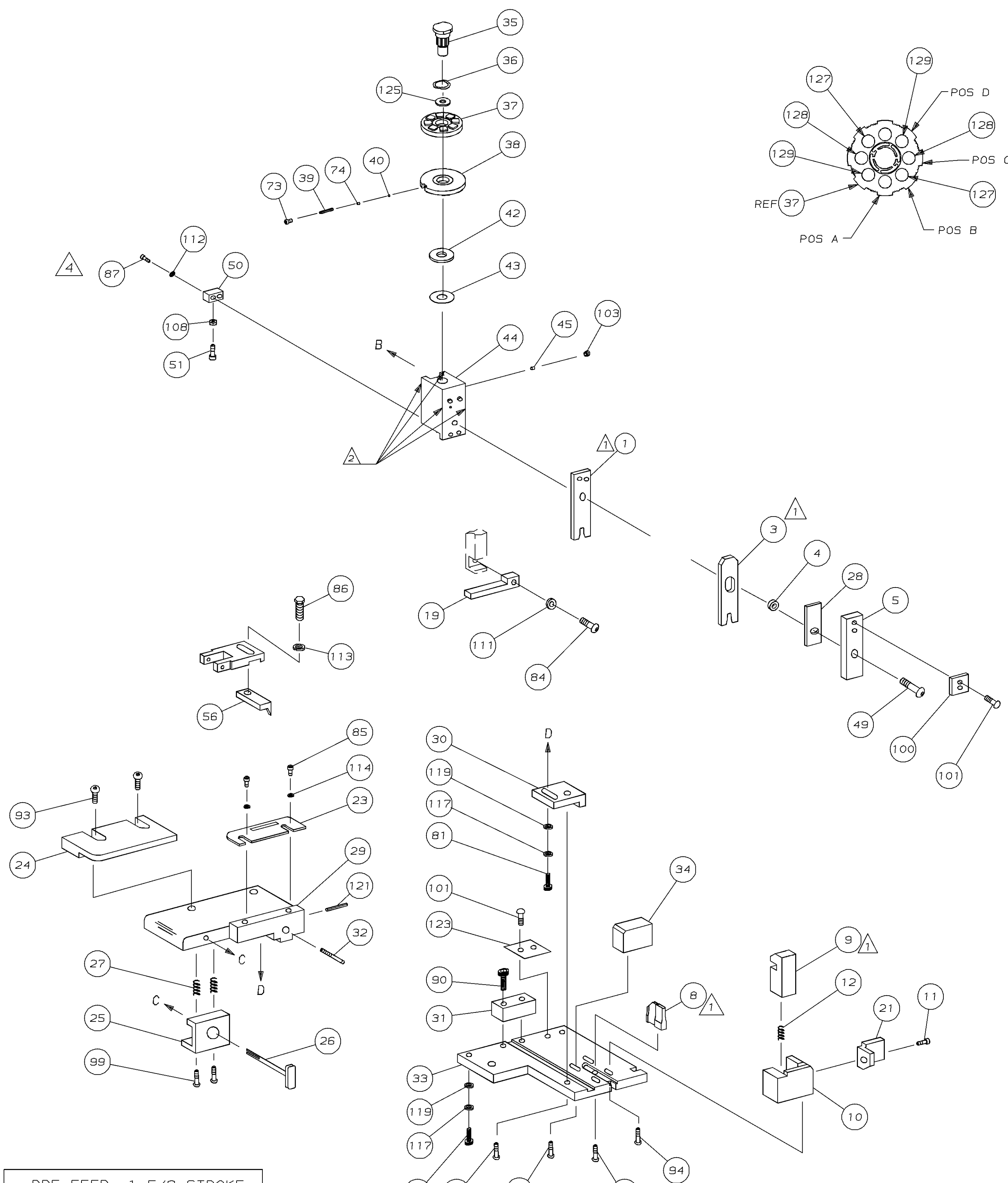
TERMINAL NAME:		CRIMPING DATA	
SIZE	20DE	AMPLIMITE	CONTACT
	PIN	SOCKET	
	748333	748610	
VISIBLE PAD LTR	CRIMP HEIGHT	WIRE SIZE	
A	.026 ±.001	26	
B	.024 ±.001	28	
C	NOT	USED	
D	.029 ±.001	24	
CRIMP	SIZE	TYPE	RANGE
WIRE	.042	F	28-22
INSUL	.048	0	.030-.040
FEED	APPL INST	SET UP GAGE	LAYOUT
.220	SEE CUSTOMER MANUAL	NONE	621-A
.217			
TERM APPL SPEC	-	WIRE STRIP LENGTH	-

SIM TO HDM 567243

QTY	REV	REF	DESCRIPTION	ITEM NO
				70
				69
				68
				67
				66
				65
				64
				63
				62
				61
				60
				59
				58
				57
				56
				55
				54
				53
				52
				51
				50
				49
				48
				47
				46
				45
				44
				43
				42
				41
				40
				39
				38
				37
				36
				35
				34
				33
				32
				31
				30
				29
				28
				27
				26
				25
				24
				23
				22
				21
				20
				19
				18
				17
				16
				15
				14
				13
				12
				11
				10
				9
				8
				7
				6
				5
				4
				3
				2
				1

THIS DRAWING IS A CONTROLLED DOCUMENT FOR AMP INCORPORATED. IT IS SUBJECT TO CHANGE AND THE CONTROLLING ENGINEERING ORGANIZATION SHOULD BE CONTACTED FOR THE LATEST REVISION.

THIS INFORMATION IS CONFIDENTIAL AND IS DISCLOSED TO YOU ON CONDITION THAT NO FURTHER DISCLOSURE IS MADE BY YOU TO OTHER THAN AMP PERSONNEL WITHOUT WRITTEN AUTHORIZATION FROM AMP INCORPORATED, HARRISBURG, PA.



- 1 RECOMMENDED SPARE PARTS.
- 2 GREASE LIGHTLY.
- 3 ITEM NOT SHOWN
- 4 CUT TO .46 LENGTH AT ASSEMBLY.
- 5 FEED ADJUSTMENT REQUIRED WHEN SWITCHING FROM PIN TO SOCKET AND VICE VERSA.

QTY	REV	REF	DESCRIPTION	ITEM NO	
2	-	C	7-354779-2	PIN, WIRE DISC (.3350)D	129
2	-	C	6-354779-8	PIN, WIRE DISC (.3330)C	128
2	-	C	6-354779-2	PIN, WIRE DISC (.3300)B	127
				126	
1	-	A	986950-1	WASHER, FLAT PRECISION	125
				124	
1	-	B	690701-2	PLATE, SERIAL NO.	123
				122	
1	-	A	4-21028-0	PIN,SLT SPR(φ.093x.75)ST GDE PL	121
				120	
2	-	A	21899-2	WASHER,FLAT(#10)S G ADJ BLK	119
				118	
2	-	A	21024-5	WASHER, LOCK (#10)ADJ BLOCK	117
				116	
				115	
2	-	A	21024-2	WASHER,LOCK(#4)FRONT STP GUIDE	114
REF	-	A	21024-4	WASHER,LOCK(#8)FEED FINGER	113
2	-	A	21024-4	WASHER,LOCK(#8)DEP-HOLD	112
REF	-	A	21024-4	WASHER,LOCK(#8)STRIPPER	111
				110	
1	-	A	21018-5	NUT, HEX(#6)HOLD DOWN	108
				107	
				106	
				105	
				104	
1	-	A	21009-2	SCR,SKT SET(1/4-20x.25 LW)RAM	103
				102	
4	-	A	21017-2	SCR,DRIVE(#2x.19)ID PLATE	101
1	-	B	819347-1	PLATE, IDENTIFICATION	100
2	-	A	3-21002-0	SCR,BHC(10-32x.88)DRAG	99
1	-	A	22733-8	SCR,BHC(8-32x.38 LW)ANVIL	98
				97	
1	-	A	3-21000-8	SCR,SHC(10-32x.88)MOUNTING	96
1	-	A	2-22733-1	SCR,BHC(10-32x.50)SG ADJ BLK	95
4	-	A	22733-9	SCR,BHC(8-32x.50)SHEAR-TERM SUP	94
2	-	A	2-21002-2	SCR,BHC(8-32x.50)R STP GDE	93
				92	
1	-	A	1-21002-7	SCR,SHC(6-32x.50)CAM	91
2	-	A	2-21000-7	SCR,SHC(8-32x.50)SCR BLK	90
				89	
				88	
2	-	A	2-21000-7	SCR,SHC(8-32x.47)DEP-HOLD DOWN	87
REF	-	A	2-22603-0	SCR,HEX HD(8-32x.31)FEED FINGER	86
2	-	A	1-21000-3	SCR,SHC(4-40x.25)F ST GUIDE	85
REF	-	A	22733-9	SCR,BHC(8-32x.50 SL)STRIPPER	84
				83	
				82	
				80	
				79	
				78	
2	-	B	463310-8	BLADE, STRIPPING (#26)	77
				76	
				75	
1	-	A	690603-1	SPRING, ASSIST	74
1	-	A	23030-1	SCR,SKT CAP(6-32x.25)CP DSC	73
				72	
				71	

QTY	REV	REF	DESCRIPTION	ITEM NO
-5	U/M		REVISION OF EACH ASSY NO (WHEN BLANK, USE DWG REVISION)	

QTY	REV	REF	DESCRIPTION	ITEM NO
-5	U/M		REVISION OF EACH ASSY NO (WHEN BLANK, USE DWG REVISION)	

LOC A  
DIST 66

DIMENSIONS IN INCHES. DO NOT SCALE PRINT. TOLERANCES UNLESS OTHERWISE SPECIFIED.

2 PLC DEC ±  
3 PLC DEC ±  
4 PLC DEC ±

ANGLES ±  
SURF TEXTURE: ✓  
REMOVE BURRS, BREAK SHARP EDGES R.015 MAX

MATL	HT TR	FIN

DR 12/6/93 APP 12/6/93  
JC BAKER E.KOOTTE  
CHK 12/6/93 REL 1/26/94  
C.ERISMAN B. MORGAN

AMP Incorporated  
Harrisburg, PA 17105-3608

NAME STRIPPER CRIMPER APPLICATOR MACHINE REF STRIPPER CRIMPER

SCALE - DWG NO 466975-5 SHEET 1 OF 1 REV C