

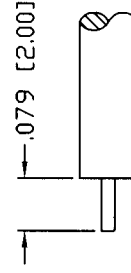
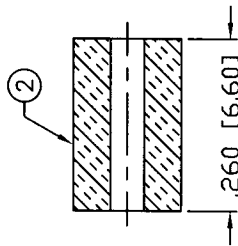
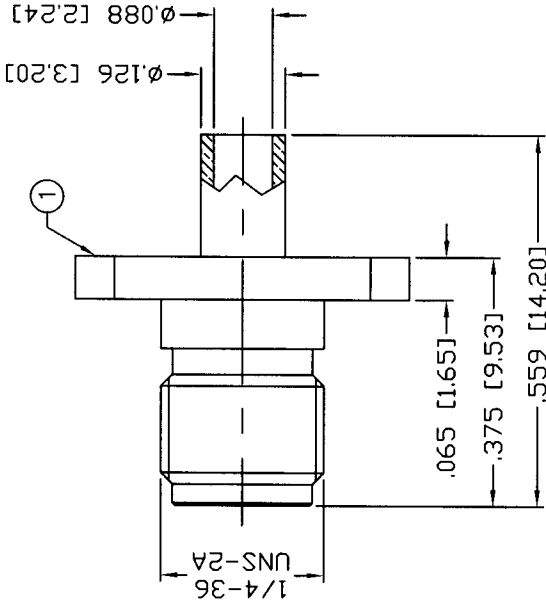
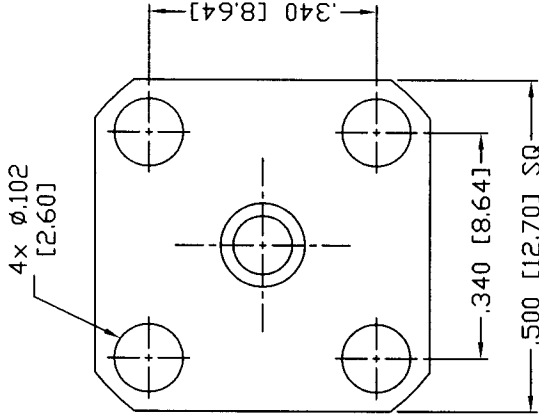
RSA-3570-085

PART NO.

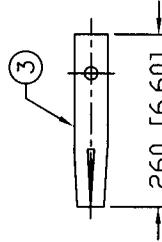
THIS DRAWING CONTAINS INFORMATION PROPRIETARY TO RF INDUSTRIES.
 ANY UNAUTHORIZED USE OF THIS DRAWING IS EXPRESSLY PROHIBITED
 WITHOUT WRITTEN PERMISSION FROM RF INDUSTRIES.
 ANY VIOLATION IS PUNISHABLE UNDER U.S. COPYRIGHT LAWS.

ALL DIMENSIONS ARE REFERENCE ONLY

REV	DESCRIPTION	DWN	DATE	APPROVED
-	ENGINEERING RELEASE	CZS	6/16/98	JDMc



RECOMMENDED STRIPPING DIM'S



SOLDER ONLY

SPECIFICATIONS:

IMPEDANCE: 50 Ohms
 FREQUENCY RANGE: 0-18 GHz
 INSERTION LOSS(dB): $0.03 \times \sqrt{f(\text{GHz})}$
 VSWR: 1.3 MAX.
 INSULATION RESISTANCE: 5k M Ohms min.
 TEMPERATURE RANGE: -65°C TO 165°C
 FOR .085 SEMI RIGID, RG-405/U & BELDEN 1671A CABLE

#	DESCRIPTION	QTY	MATERIAL	FINISH	APPROVALS	DATE
1	BODY	1	BRASS	NICKEL, 100µ"	008974	
2	INSULATOR	1	PTFE	---		
3	CONTACT	1	Be.Cu.	GOLD, 30µ"		
4						
5						
6						
7						
8						
9						
10						
11						
12						
13						
14						

UNLESS OTHERWISE SPECIFIED:	
DIMENSIONS ARE IN INCHES AND [MILLIMETERS]	
UNLESS OTHERWISE NOTED TOLERANCES ARE: DECIMALS	
DRAWN	04/27/04
C. ZUNIGA	
CHECKED	94.7.04
ORJ DRAWN	
C. ZUNIGA	04/27/04

7610 MIRAMAR RD
 SAN DIEGO, CA 92126
 (858) 549-6340
 (858) 549-6345 FAX

RF connectors
 DIVISION OF RF INDUSTRIES, LTD.

SMA JACK

FOUR HOLE FLANGE

SIZE	CABLE GROUP	DWG NO.	REV
A	SR1	RSA-3570-085	---

SCALE: NTS CAD FILE OUTLINE SHEET 1 OF 1