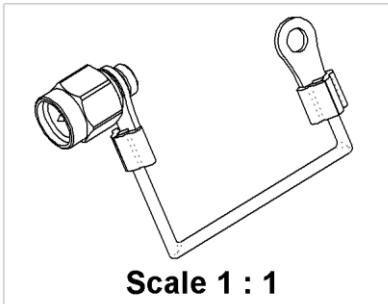
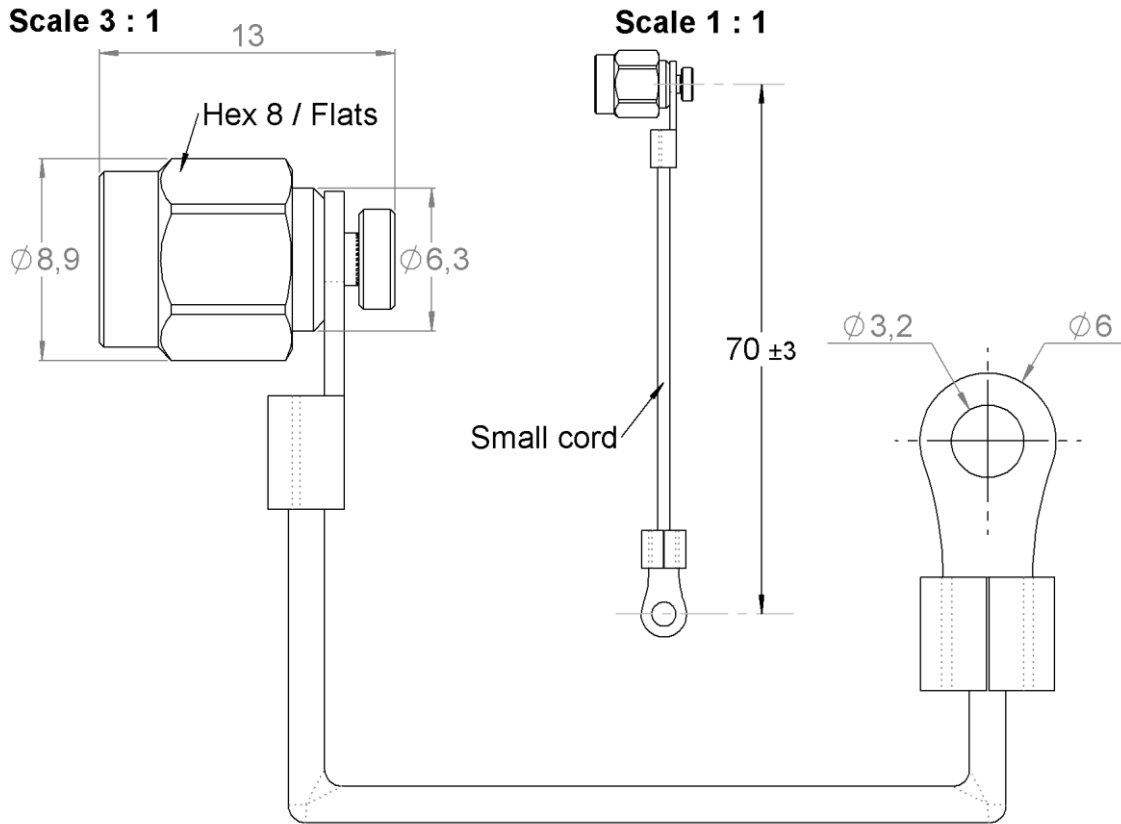
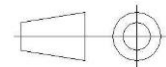


PAGE 1/2	ISSUE 16-11-18B	SERIES <b>TERMINATION</b>	PART NUMBER <b>R404N05121</b>
----------	-----------------	------------------------------	-------------------------------



All dimensions are in mm. Tolerances according ISO 2768 m-H



COMPONENTS	MATERIALS	PLATING (µm)
Body	<b>STAINLESS STEEL</b>	<b>PASSIVATED</b>
Center contact	<b>BRASS</b>	<b>GOLD 0.2 OVER NICKEL PHOSPHORUS 2</b>
Outer contact	<b>STAINLESS STEEL</b>	<b>GOLD 0.2 OVER NICKEL 2</b>
Insulator	<b>PTFE</b>	
Gasket	<b>SILICONE RUBBER</b>	
Substrate	<b>ALUMINA CERAMIC</b>	
Resistor	<b>THICK FILM</b>	
Others parts		

PAGE 2/2	ISSUE 16-11-18B	SERIES <b>TERMINATION</b>	PART NUMBER <b>R404N05121</b>
----------	-----------------	------------------------------	-------------------------------

### ELECTRICAL CHARACTERISTICS

Frequency (GHz)	<b>DC - 8</b>	<b>8 - 12.4</b>	<b>12.4 - 18</b>
V.S.W.R ( $\leq$ )	<b>1.10</b>	<b>1.15</b>	<b>1.20</b>

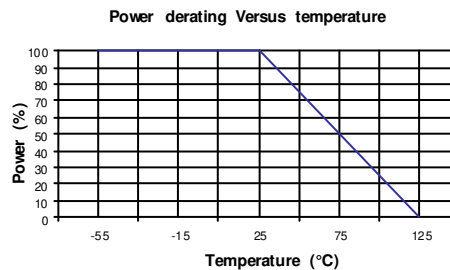
Operating Frequency Range	<b>DC - 18</b>	GHz
Impedance	<b>50</b>	$\Omega$
DC Resistance	<b>50</b>	$\Omega \pm 5\%$
Peak power at 25°C (1 $\mu$ s, 1%)	<b>100</b>	W
Average power at 25°C	<b>1</b> <sup>(1)</sup>	W (Free Air Cooled)
		W (Conduction Cooled)

### MECHANICAL CHARACTERISTICS

Connectors	<b>SMA</b>	<b>Male</b>	<b>MIL C 39012</b> <sup>(2)</sup>
Weight	<b>4,3400</b> g		

### ENVIRONMENTAL CHARACTERISTICS

Operating temperature range	<b>-55/+125</b>	°C
Storage temperature range	<b>-55/+125</b>	°C



### SPECIFICATION

### OTHER CHARACTERISTICS

**IP67 in mated conditions**

Notes:

(1) Compliant with endurance requirement per MIL DTL 39030

(2) Insertion force of the female contact on the mating connector significantly exceeding the specifications of MIL C 39012 (13.2 N max with specified test gauge) could result in the permanent deterioration of the ceramic element of the termination and affect the center pin retention.