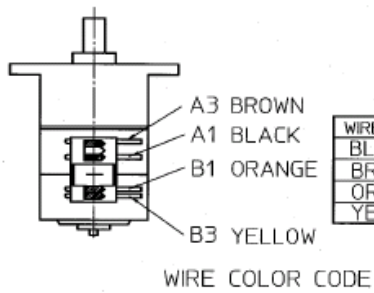
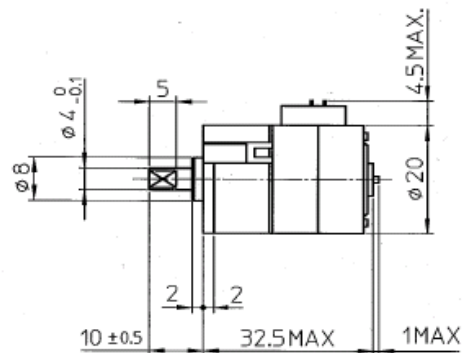
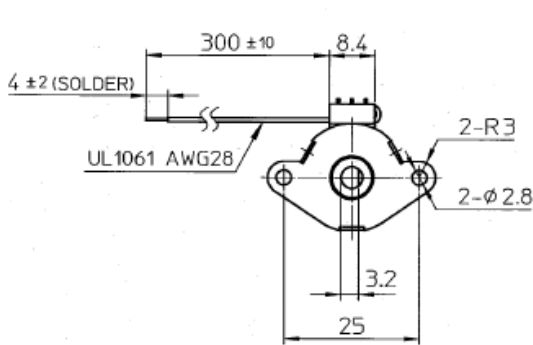


Standard PG Step Motors

PG20L-D20-HHC0

Model Specifications

Model:	PG20L-D20-HHC0
Step Angle:	0.198 °
Drive Voltage:	DC 10.0 V
Shaft Length:	10mm
Wire Length:	300mm fly leads (no connector)
Wire Holder:	90 deg. Left
Gear Ratio:	1/91
Electrical:	10V, 350mA
	Bipolar Constant Current
	10 ohms, MS70A



WIRE COLOR	MOTOR
BLACK	A1
BROWN	A3
ORANGE	B1
YELLOW	B3

COLOR	BLACK	BROWN	ORANGE	YELLOW
STEP 1	-	+	+	-
STEP 2	-	+	-	+
STEP 3	+	-	-	+
STEP 4	+	-	+	-

SWITCHING SEQUENCE
(VIEWED FROM MOUNTING SURFACE)

MARKING

NMB-MAT PG20L-D20-HHC0
JAPAN H0106
<JAPAN>

NMB-MAT PG20L-D20-HHC0
THAILAND TA0106
<THAILAND>

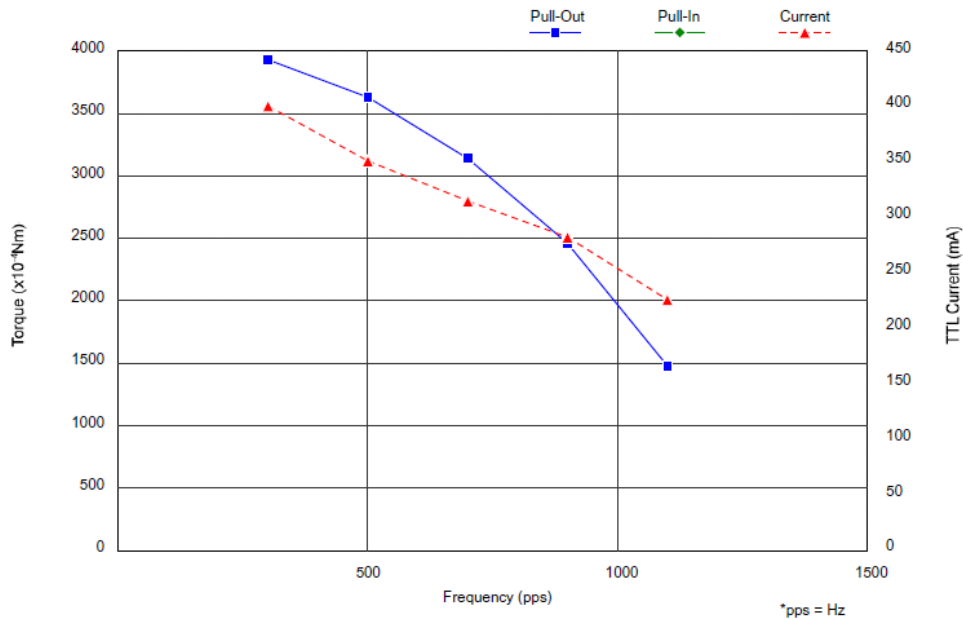
GEAR RATIO : 1 / 91

PG20L-D20-HHC0

DYNAMIC TORQUE CHARACTERISTICS (No. 63550)

(ALL VALUES ARE GAINED BY MEASUREMENT AND NOT SPECIFICATIONS VALUES)

Model : PG20L-D20-HHC0
 Drive Mode : BIPOLAR CHOPPER
 Drive Voltage : 10.0 V
 Method : 2-2P
 Drive IC : UDN2916B-V
 Surge/Current : / 350 mA / Phase (Peak)
 Coil Resistance : 10.0 Ω
 Magnet Material : MS70A
 Stator Material : SUY/SPC(Ni)
 Note : GEAR RATIO 1/91



Frequency (pps)	300	500	700	900	1100
■ Pull-Out (x10 ⁻⁴ Nm)	3922.8	3628.6	3138.2	2451.8	1471.0
◆ Pull-In (x10 ⁻⁴ Nm)					
▲ Current (mA)	400	351	314	282	226