

THIS DRAWING IS UNPUBLISHED.

RELEASED FOR PUBLICATION

---

LOC E DIST B

REVISIONS

© COPYRIGHT - By -

ALL RIGHTS RESERVED.


P	LTR	DESCRIPTION	DATE	DWN	APVD
	C1	REVISED PER ECO-11-005150	21MAR11	RK	HMR

NOTES:

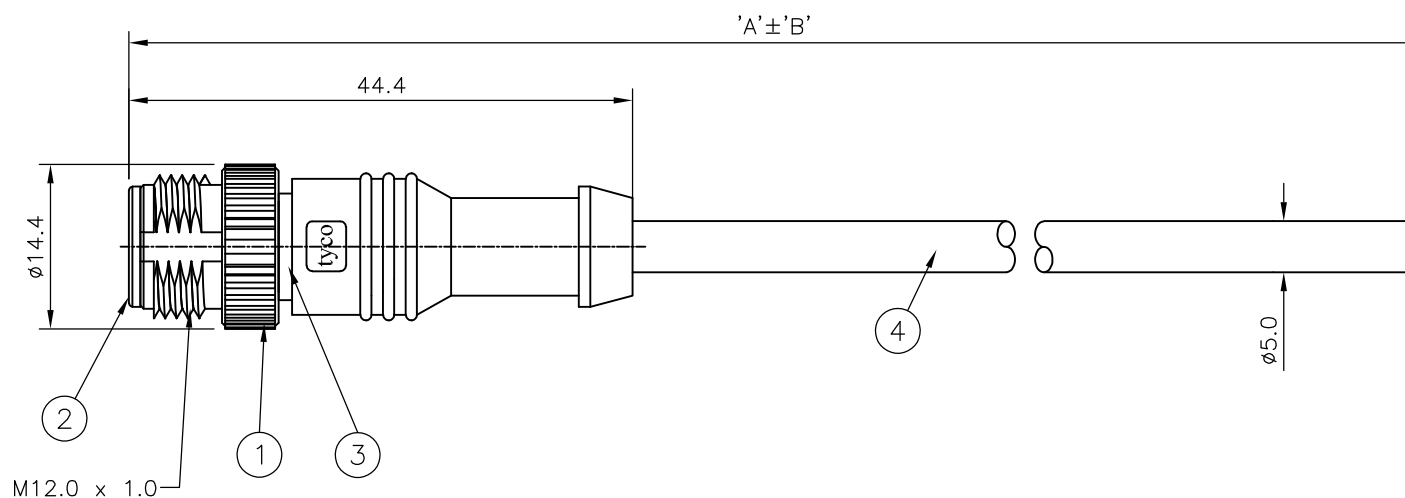

- ELECTRICAL DATA: CONTACT RESISTANCE: 10 mOhm MAX  
INSULATION RESISTANCE: 100 MOhm MIN at 500VDC  
CURRENT RATING: 5 AMPS  
BREAKDOWN VOLTAGE: 500 VAC MIN PER MINUTE
- ENVIRONMENTAL: OPERATING TEMPERATURE: -20°C TO +80°C  
SEALING REQUIREMENTS: IP67
- PROD SPEC: 108-3641
- PACKAGING: 107-3334
- FOR TECHNICAL DATA REFER TO YOUR LOCAL TE CONNECTIVITY SALES OFFICE
- ALL DIMENSIONS ARE NOMINAL FOR REFERENCE ONLY UNLESS OTHERWISE STATED

ITEM	DESCRIPTION	MATERIAL	FINISH/COLOUR	QTY
1	SCREW NUT	ZINC DIE CAST	2.5µm NICKEL PLATED	1
2	CONNECTOR BODY	POLYURETHANE	BLACK	1
3	PIN CONTACT	BRASS	0.15µm GOLD PLATED OVER NICKEL	3
4	3 CORE CABLE (CORES 22AWG TO UL2464)	PVC JACKET UV RESISTANT	BLACK	1

PIN ASSIGNMENTS FRONT VIEW



4	BLACK
3	BLUE
1	BROWN
PIN	WIRE COLOUR



10000	500mm	M12 STRAIGHT MALE CONNECTOR 10.0m CABLE	1838236-5
7000	350mm	M12 STRAIGHT MALE CONNECTOR 7.0m CABLE	1838236-4
5000	250mm	M12 STRAIGHT MALE CONNECTOR 5.0m CABLE	1838236-3
3000	150mm	M12 STRAIGHT MALE CONNECTOR 3.0m CABLE	1838236-2
2000	100mm	M12 STRAIGHT MALE CONNECTOR 2.0m CABLE	1838236-1
DIM A	TOL 'B'	DESCRIPTION	PART NUMBER

THIS DRAWING IS A CONTROLLED DOCUMENT.		DWN 19AUG05 H M RAGHAVENDRA	<b>STE</b> TE Connectivity	
DIMENSIONS: mm		CHK 15DEC05 F.WHEELER-KING		
TOLERANCES UNLESS OTHERWISE SPECIFIED:		APVD 15DEC05 F.WHEELER-KING	NAME M12 STRAIGHT MALE CONNECTOR 3 POSITION, PVC CABLE	
0 PLC ± -		PRODUCT SPEC	SIZE	
1 PLC ± -		APPLICATION SPEC	CAGE CODE	
2 PLC ± -		WEIGHT	DRAWING NO	
3 PLC ± -			RESTRICTED TO	
4 PLC ± -			A3 00779 C-1838236	
ANGLES ± -			SCALE NTS	
FINISH			SHEET 1 OF 1	
MATERIAL			REV C1	
		CUSTOMER DRAWING		