

2729GN-300V/VP


300 Watts • 50 Volts • 100 μ s, 11%
2700 - 2900 MHz • S-Band Radar

GENERAL DESCRIPTION

The 2729GN-300V is an internally matched, COMMON SOURCE, class AB, GaN on SiC HEMT transistor. The 2729GN-300VP is a 50 Ohms Input and Output matched pallet product on which is used the 2729GN-300V transistor. Both the transistor and pallet products provide over 14.5 dB gain, 300 Watts of pulsed RF output power at 100 μ s pulse width, 11% duty cycle across the 2700 MHz to 2900 MHz band. The hermetically sealed 2729GN-300V transistor is designed for S-band pulsed surveillance radar applications and uses all gold transistor metallization to provide highest reliability and superior ruggedness. The pallet construction employs best manufacturing practices construction resulting in highest quality and reliability while delivering and lowest overall manufactured systems costs.

Market Applications: S-Band Primary Pulsed Surveillance Radar Systems

CASE OUTLINE 55-QP Common Source



1.030" x 0.385"

ABSOLUTE MAXIMUM RATINGS

Maximum Power Dissipation

Device Dissipation @ 25°C 740 W

Maximum Voltage and Current

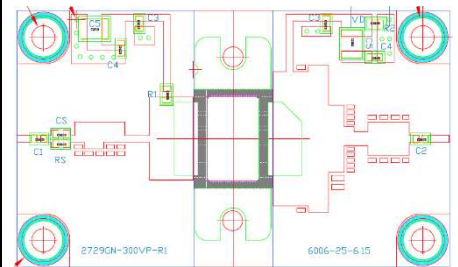
Drain-Source Voltage (V_{DS}) 125 V

Gate-Source Voltage (V_{GS}) -8 to +0 V

Maximum Temperatures

Storage Temperature (T_{STG}) -55 to +125° C

Operating Junction Temperature +250 °C



2.2" x 1.3" x 0.238" Pallet

ELECTRICAL CHARACTERISTICS @ 25°C

Symbol	Characteristics	Test Conditions	Min	Typ	Max	Units
P_{OUT}	Output Power	$P_{IN} = 10W$, Freq=2700, 2900 MHz	300	335		W
G_P	Power Gain	$P_{IN} = 10W$, Freq=2700, 2900 MHz	14.5	15.3		dB
η_D	Drain Efficiency	$P_{IN} = 10W$, Freq=2700, 2900 MHz	50	58		%
D_r	Droop	$P_{IN} = 10W$, Freq=2700, 2900 MHz		0.2	0.50	dB
Θ_{JC}	Thermal Resistance	Pulse Width=100 μ s, Duty=11%			0.37	°C/W

- Bias Condition: $V_{DD}=+50V$, $I_{DQ}=75mA$ constant current ($V_{GS} = -2.0 \sim -4.5V$ typical)

FUNCTIONAL CHARACTERISTICS @ 25°C

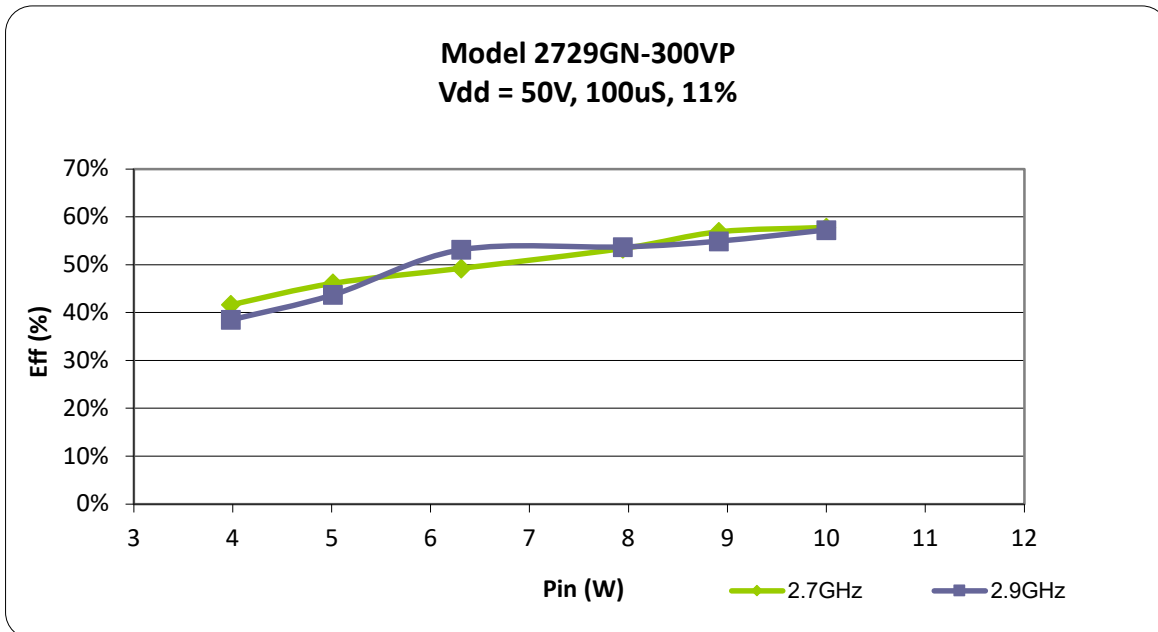
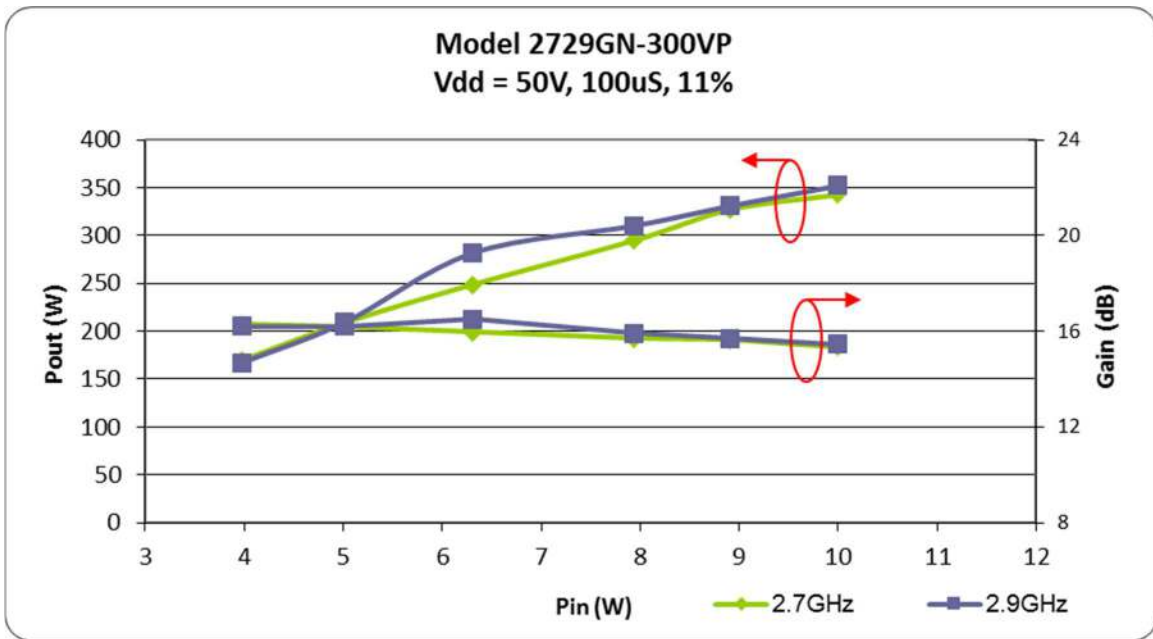
$I_{D(off)}$	Drain leakage current	$V_{GS} = -8V$, $V_D = 125V$			48	mA
$I_{G(off)}$	Gate leakage current	$V_{GS} = -8V$, $V_D = 0V$			8	mA

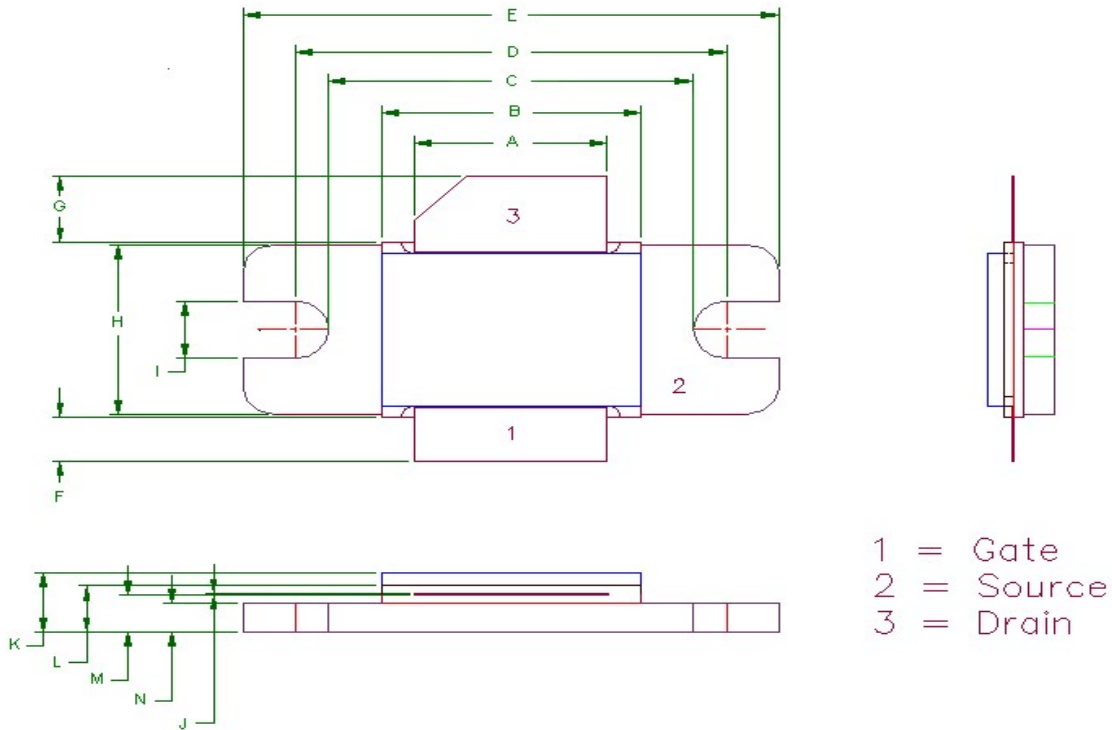
2729GN-300V/VP

300 Watts • 50 Volts • 100 μ s, 11%
2700 - 2900 MHz • S-Band Radar

TYPICAL BROAD BAND PERFORMANCE DATA

Frequency	Pin (W)	Pout (W)	Id (A)	RL (dB)	Nd (%)	G (dB)	Droop (dB)
2700 MHz	10	333	1.82	-13.0	57	15.2	.10
2900 MHz	10	378	1.90	-16.0	62	15.8	.15



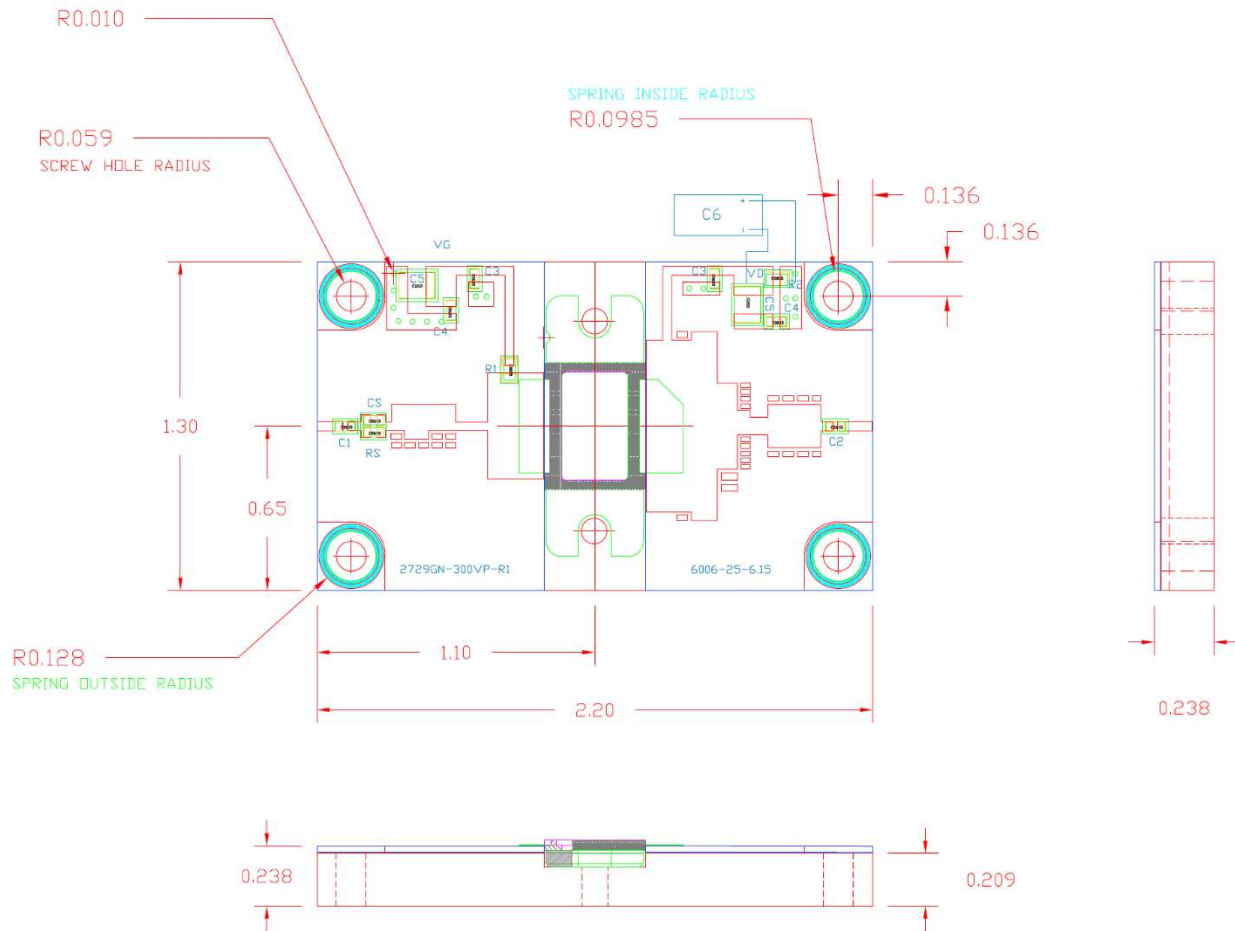
55-QP PACKAGE DIMENSION


Dimension	Min (mil)	Min (mm)	Max (mil)	Max (mm)
A	370	9.40	372	9.44
B	498	12.65	500	12.7
C	700	17.78	702	17.83
D	830	21.08	832	21.13
E	1030	26.16	1032	26.21
F	101	2.56	102	2.59
G	151	3.84	152	3.86
H	385	9.78	387	9.83
I	130	3.30	132	3.35
J	003	.076	004	0.10
K	135	3.43	137	3.48
L	105	2.67	107	2.72
M	085	2.16	86	2.18
N	065	1.65	66	1.68

2729GN-300V/VP

300 Watts • 50 Volts • 100 μ s, 11%
2700 - 2900 MHz • S-Band Radar

2729GN-300VP PALLET DIMENSIONS





a  MICROCHIP company

2729GN-300V/VP

300 Watts • 50 Volts • 100 μ s, 11%
2700 - 2900 MHz • S-Band Radar

The information contained in the document is PROPRIETARY AND CONFIDENTIAL information of Microsemi and cannot be copied, published, uploaded, posted, transmitted, distributed or disclosed or used without the express duly signed written consent of Microsemi. If the recipient of this document has entered into a disclosure agreement with Microsemi, then the terms of such Agreement will also apply. This document and the information contained herein may not be modified, by any person other than authorized personnel of Microsemi. No license under any patent, copyright, trade secret or other intellectual property right is granted to or conferred upon you by disclosure or delivery of the information, either expressly, by implication, inducement, estoppel or otherwise. Any license under such intellectual property rights must be approved by Microsemi in writing signed by an officer of Microsemi.

Microsemi reserves the right to change the configuration, functionality and performance of its products at anytime without any notice. This product has been subject to limited testing and should not be used in conjunction with life-support or other mission-critical equipment or applications. Microsemi assumes no liability whatsoever, and Microsemi disclaims any express or implied warranty, relating to sale and/or use of Microsemi products including liability or warranties relating to fitness for a particular purpose, merchantability, or infringement of any patent, copyright or other intellectual property right. The product is subject to other terms and conditions which can be located on the Web at <http://www.microsemi.com/legal/tnc.asp>.

Revision History

Revision Level / Date	Para. Affected	Description
0.1 / 31 July 2019	-	Initial Preliminary Release