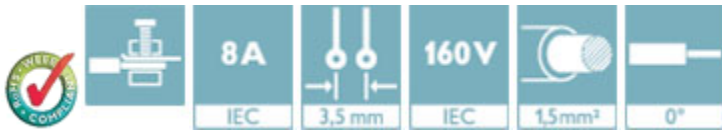


Printed-circuit board connector - MC 1,5/ 7-ST-3,5 BK BD:1-7 - 1949322

Please be informed that the data shown in this PDF Document is generated from our Online Catalog. Please find the complete data in the user's documentation. Our General Terms of Use for Downloads are valid (<http://phoenixcontact.com/download>)

Plug component, Nominal current: 8 A, Rated voltage (III/2): 160 V, Number of positions: 7, Pitch: 3.5 mm, Connection method: Screw connection with tension sleeve, Color: black, Contact surface: Tin



Key Commercial Data

| | |
|------------------------|----------|
| Packing unit | 1 pc |
| Minimum order quantity | 50 pc |
| Custom tariff number | 85366990 |
| Country of origin | Germany |

Technical data

Dimensions

| | |
|-------------|---------|
| Height | 11.1 mm |
| Pitch | 3.50 mm |
| Dimension a | 21 mm |

General

| | |
|--|--|
| Range of articles | MC 1,5/...-ST |
| Insulating material group | I |
| Rated surge voltage (III/3) | 2.5 kV |
| Rated surge voltage (III/2) | 2.5 kV |
| Rated surge voltage (II/2) | 2.5 kV |
| Rated voltage (III/3) | 160 V |
| Rated voltage (III/2) | 160 V |
| Rated voltage (II/2) | 320 V |
| Connection in acc. with standard | EN-VDE |
| Nominal current I_N | 8 A |
| Nominal cross section | 1.5 mm ² |
| Maximum load current | 8 A (with 1.5 mm ² conductor cross section) |
| Flammability rating according to UL 94 | V0 |
| Internal cylindrical gage | A1 |
| Stripping length | 7 mm |

Printed-circuit board connector - MC 1,5/ 7-ST-3,5 BK BD:1-7 - 1949322

Technical data

General

| | |
|------------------------|---------|
| Number of positions | 7 |
| Screw thread | M2 |
| Tightening torque, min | 0.22 Nm |
| Tightening torque max | 0.25 Nm |

Connection data

| | |
|---|----------------------|
| Conductor cross section solid min. | 0.14 mm ² |
| Conductor cross section solid max. | 1.5 mm ² |
| Conductor cross section flexible min. | 0.14 mm ² |
| Conductor cross section flexible max. | 1.5 mm ² |
| Conductor cross section flexible, with ferrule without plastic sleeve min. | 0.25 mm ² |
| Conductor cross section flexible, with ferrule without plastic sleeve max. | 1.5 mm ² |
| Conductor cross section flexible, with ferrule with plastic sleeve min. | 0.25 mm ² |
| Conductor cross section flexible, with ferrule with plastic sleeve max. | 0.5 mm ² |
| Conductor cross section AWG min. | 28 |
| Conductor cross section AWG max. | 16 |
| 2 conductors with same cross section, solid min. | 0.08 mm ² |
| 2 conductors with same cross section, solid max. | 0.5 mm ² |
| 2 conductors with same cross section, stranded min. | 0.08 mm ² |
| 2 conductors with same cross section, stranded max. | 0.75 mm ² |
| 2 conductors with same cross section, stranded, ferrules without plastic sleeve, min. | 0.25 mm ² |
| 2 conductors with same cross section, stranded, ferrules without plastic sleeve, max. | 0.34 mm ² |
| 2 conductors with same cross section, stranded, TWIN ferrules with plastic sleeve, min. | 0.5 mm ² |
| 2 conductors with same cross section, stranded, TWIN ferrules with plastic sleeve, max. | 0.5 mm ² |
| Minimum AWG according to UL/CUL | 30 |
| Maximum AWG according to UL/CUL | 14 |

Standards and Regulations

| | |
|--|--------|
| Connection in acc. with standard | EN-VDE |
| | CSA |
| Flammability rating according to UL 94 | V0 |

Classifications

eCl@ss

| | |
|------------|----------|
| eCl@ss 4.0 | 272607xx |
|------------|----------|

Printed-circuit board connector - MC 1,5/ 7-ST-3,5 BK BD:1-7 - 1949322

Classifications

eCl@ss

| | |
|------------|----------|
| eCl@ss 4.1 | 27260701 |
| eCl@ss 5.0 | 27260701 |
| eCl@ss 5.1 | 27260701 |
| eCl@ss 6.0 | 27260704 |
| eCl@ss 7.0 | 27440402 |
| eCl@ss 8.0 | 27440309 |
| eCl@ss 9.0 | 27440309 |

ETIM

| | |
|----------|----------|
| ETIM 3.0 | EC001121 |
| ETIM 4.0 | EC002638 |
| ETIM 5.0 | EC002638 |

UNSPSC

| | |
|---------------|----------|
| UNSPSC 6.01 | 30211810 |
| UNSPSC 7.0901 | 39121409 |
| UNSPSC 11 | 39121409 |
| UNSPSC 12.01 | 39121409 |
| UNSPSC 13.2 | 39121409 |

Approvals

Approvals

Approvals

CSA / VDE Gutachten mit Fertigungsüberwachung / IEC60947-5-1 / IEC60947-5-2 / IEC60947-5-3 / IEC60947-5-4 / IEC60947-5-5 / IEC60947-5-6 / IEC60947-5-7 / IEC60947-5-8 / IEC60947-5-9 / IEC60947-5-10 / IEC60947-5-11 / IEC60947-5-12 / IEC60947-5-13 / IEC60947-5-14 / IEC60947-5-15 / IEC60947-5-16 / IEC60947-5-17 / IEC60947-5-18 / IEC60947-5-19 / IEC60947-5-20 / IEC60947-5-21 / IEC60947-5-22 / IEC60947-5-23 / IEC60947-5-24 / IEC60947-5-25 / IEC60947-5-26 / IEC60947-5-27 / IEC60947-5-28 / IEC60947-5-29 / IEC60947-5-30 / IEC60947-5-31 / IEC60947-5-32 / IEC60947-5-33 / IEC60947-5-34 / IEC60947-5-35 / IEC60947-5-36 / IEC60947-5-37 / IEC60947-5-38 / IEC60947-5-39 / IEC60947-5-40 / IEC60947-5-41 / IEC60947-5-42 / IEC60947-5-43 / IEC60947-5-44 / IEC60947-5-45 / IEC60947-5-46 / IEC60947-5-47 / IEC60947-5-48 / IEC60947-5-49 / IEC60947-5-50 / IEC60947-5-51 / IEC60947-5-52 / IEC60947-5-53 / IEC60947-5-54 / IEC60947-5-55 / IEC60947-5-56 / IEC60947-5-57 / IEC60947-5-58 / IEC60947-5-59 / IEC60947-5-60 / IEC60947-5-61 / IEC60947-5-62 / IEC60947-5-63 / IEC60947-5-64 / IEC60947-5-65 / IEC60947-5-66 / IEC60947-5-67 / IEC60947-5-68 / IEC60947-5-69 / IEC60947-5-70 / IEC60947-5-71 / IEC60947-5-72 / IEC60947-5-73 / IEC60947-5-74 / IEC60947-5-75 / IEC60947-5-76 / IEC60947-5-77 / IEC60947-5-78 / IEC60947-5-79 / IEC60947-5-80 / IEC60947-5-81 / IEC60947-5-82 / IEC60947-5-83 / IEC60947-5-84 / IEC60947-5-85 / IEC60947-5-86 / IEC60947-5-87 / IEC60947-5-88 / IEC60947-5-89 / IEC60947-5-90 / IEC60947-5-91 / IEC60947-5-92 / IEC60947-5-93 / IEC60947-5-94 / IEC60947-5-95 / IEC60947-5-96 / IEC60947-5-97 / IEC60947-5-98 / IEC60947-5-99 / IEC60947-5-100

Ex Approvals


Approvals submitted


Approval details

| |
|---|
|  |
|---|

Printed-circuit board connector - MC 1,5/ 7-ST-3,5 BK BD:1-7 - 1949322

Approvals

VDE Gutachten mit Fertigungsüberwachung 

IECEE CB Scheme 

CCA

EAC

cULus Recognized

| | B | D |
|--------------------------------|-------|-------|
| mm ² /AWG/kcmil | 30-14 | 30-14 |
| Nominal current I _N | 8 A | 8 A |
| Nominal voltage U _N | 300 V | 300 V |

EAC