

7

6

5

4

3

2

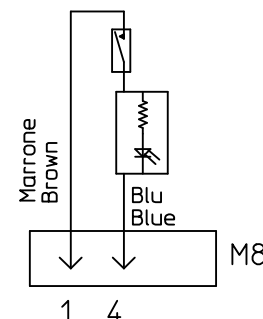
1



SETT./ANNO
WEEK/YEAR

CARATTERISTICHE TECNICHE TECHNICAL FEATURES	
Tensione in AC / Tension in AC	3-115 Volt
Tensione in DC / Tension in DC	3-115 Volt
Pot. con carico induttivo / Power (inductive)	10 VA
Tempo inserzione / On time	0.6 msec.
Tempo disinserzione / Off time	0.1 msec.
Vita elettrica / Electric life	10 ⁷ impulsi
Resistenza di contatto / Contact resistance	R01

SCHEMA ELETTRICO
ELECTRICAL DIAGRAM C



Engineering No.: DCB2C400

ORIGINAL RELEASE EC NO: IPG2016-0461 DRWN: JMARSZALEK 2013/03/26 CHKD: APPR: MIWASIECZKO 2015/09/28	DESCRIPTION REV	QUALITY SYMBOLS	GENERAL TOLERANCES (UNLESS SPECIFIED)		DIMENSION STYLE MM ONLY		SCALE -	DESIGN UNITS METRIC	FIRST ANGLE PROJECTION																				
		$\nabla = 0$ $\triangle = 0$	<table border="1"> <thead> <tr> <th></th> <th>mm</th> <th>INCH</th> </tr> </thead> <tbody> <tr> <td>4 PLACES</td> <td>± ---</td> <td>± ---</td> </tr> <tr> <td>3 PLACES</td> <td>± ---</td> <td>± ---</td> </tr> <tr> <td>2 PLACES</td> <td>± ---</td> <td>± ---</td> </tr> <tr> <td>1 PLACE</td> <td>± ---</td> <td>± ---</td> </tr> <tr> <td>0 PLACE</td> <td>± ---</td> <td>± ---</td> </tr> </tbody> </table>		mm	INCH	4 PLACES	± ---	± ---	3 PLACES	± ---	± ---	2 PLACES	± ---	± ---	1 PLACE	± ---	± ---	0 PLACE	± ---	± ---	DRAWN BY DATE JMARSZALEK 2013/03/26		TITLE		reed switch VDR NO CABLE/PLUG			
			mm	INCH																									
		4 PLACES	± ---	± ---																									
3 PLACES	± ---	± ---																											
2 PLACES	± ---	± ---																											
1 PLACE	± ---	± ---																											
0 PLACE	± ---	± ---																											
DRAFT WHERE APPLICABLE MUST REMAIN WITHIN DIMENSIONS		CHECKED BY DATE		APPROVED BY DATE MIWASIECZKO 2015/09/28																									
ANGULAR ± --- °		MATERIAL NO. 1211390026		DOCUMENT NO. SD-121139-001		SHEET NO. 1 OF 1		molex																					
SIZE $\Delta 4$		THIS DRAWING CONTAINS INFORMATION THAT IS PROPRIETARY TO MOLEX INCORPORATED AND SHOULD NOT BE USED WITHOUT WRITTEN PERMISSION																											

6

5

4

3

2

1

7

6

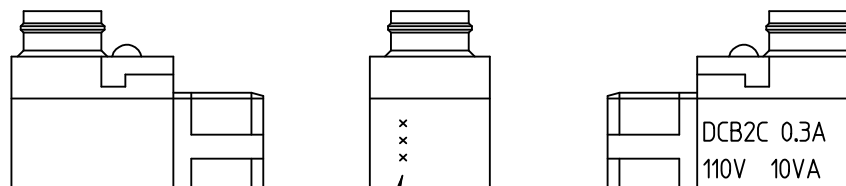
5

4

3

2

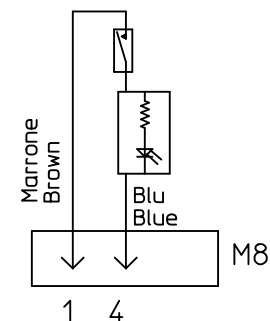
1



SETT./ANNO
WEEK/YEAR

CARATTERISTICHE TECNICHE TECHNICAL FEATURES	
Tensione in AC / Tension in AC	3-115 Volt
Tensione in DC / Tension in DC	3-115 Volt
Pot. con carico induttivo / Power (inductive)	10 VA
Tempo inserzione / On time	0.6 msec.
Tempo disinserzione / Off time	0.1 msec.
Vita elettrica / Electric life	10 ⁷ impulsi
Resistenza di contatto / Contact resistance	R01

SCHEMA ELETTRICO
ELECTRICAL DIAGRAM C



Engineering No.: DCB2C400

ORIGINAL RELEASE EC NO: IPG2016-0461 DRWN: JMARSZALEK 2013/03/26 CHKD: APPR: MIWASIECZKO 2015/09/28	DESCRIPTION REV	QUALITY SYMBOLS	GENERAL TOLERANCES (UNLESS SPECIFIED)	DIMENSION STYLE MM ONLY	SCALE -	DESIGN UNITS METRIC	FIRST ANGLE PROJECTION																										
		$\nabla=0$ $\triangle=0$	<table border="1"> <thead> <tr> <th></th> <th>mm</th> <th>INCH</th> </tr> </thead> <tbody> <tr> <td>4 PLACES</td> <td>± ---</td> <td>± ---</td> </tr> <tr> <td>3 PLACES</td> <td>± ---</td> <td>± ---</td> </tr> <tr> <td>2 PLACES</td> <td>± ---</td> <td>± ---</td> </tr> <tr> <td>1 PLACE</td> <td>± ---</td> <td>± ---</td> </tr> <tr> <td>0 PLACE</td> <td>± ---</td> <td>± ---</td> </tr> </tbody> </table>		mm	INCH	4 PLACES	± ---	± ---	3 PLACES	± ---	± ---	2 PLACES	± ---	± ---	1 PLACE	± ---	± ---	0 PLACE	± ---	± ---	<table border="1"> <thead> <tr> <th>DRAWN BY</th> <th>DATE</th> <th>TITLE</th> </tr> </thead> <tbody> <tr> <td>JMARSZALEK</td> <td>2013/03/26</td> <td rowspan="2">REED SWITCH VDR NO CABLE/PLUG</td> </tr> <tr> <th>CHECKED BY</th> <th>DATE</th> </tr> </tbody> </table>	DRAWN BY	DATE	TITLE	JMARSZALEK	2013/03/26	REED SWITCH VDR NO CABLE/PLUG	CHECKED BY	DATE			
			mm	INCH																													
		4 PLACES	± ---	± ---																													
3 PLACES	± ---	± ---																															
2 PLACES	± ---	± ---																															
1 PLACE	± ---	± ---																															
0 PLACE	± ---	± ---																															
DRAWN BY	DATE	TITLE																															
JMARSZALEK	2013/03/26	REED SWITCH VDR NO CABLE/PLUG																															
CHECKED BY	DATE																																
		<table border="1"> <thead> <tr> <th>APPROVED BY</th> <th>DATE</th> <th rowspan="2">DOCUMENT NO.</th> <th rowspan="2">SHEET NO.</th> </tr> </thead> <tbody> <tr> <td>MIWASIECZKO</td> <td>2015/09/28</td> <td>SD-121139-001</td> <td>1 OF 1</td> </tr> </tbody> </table>	APPROVED BY	DATE	DOCUMENT NO.	SHEET NO.	MIWASIECZKO	2015/09/28	SD-121139-001	1 OF 1																							
APPROVED BY	DATE	DOCUMENT NO.	SHEET NO.																														
MIWASIECZKO	2015/09/28			SD-121139-001	1 OF 1																												
A		ANGULAR ± --- ° DRAFT WHERE APPLICABLE MUST REMAIN WITHIN DIMENSIONS	MATERIAL NO. 1211390026	THIS DRAWING CONTAINS INFORMATION THAT IS PROPRIETARY TO MOLEX INCORPORATED AND SHOULD NOT BE USED WITHOUT WRITTEN PERMISSION																													

6

5

4

3

2

1