



# BZX84B2V4W-AU SERIES

## SURFACE MOUNT SILICON ZENER DIODES

**VOLTAGE** 2.4 to 75 Volts      **POWER** 200 mWatts

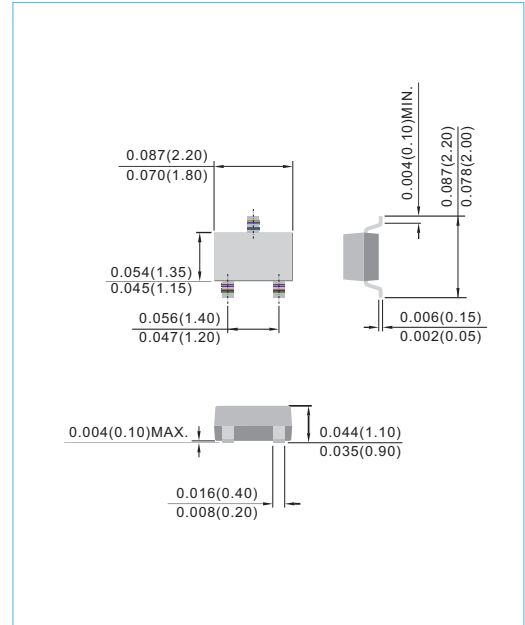
**SOT-323**      Unit : inch(mm)

### FEATURES

- Planar Die construction
- 200mW Power Dissipation
- Ideally Suited for Automated Assembly Processes
- Acquire quality system certificate : TS16949
- AEC-Q101 qualified
- Lead free in comply with EU RoHS 2002/95/EC directives.
- Green molding compound as per IEC61249 Std. . (Halogen Free)

### MECHANICAL DATA

- Case: SOT-323, Molded Plastic
- Terminals: Solderable per MIL-STD-750, Method 2026
- Polarity: See Diagram Below
- Approx. Weight: 0.005 grams
- Mounting Position: Any

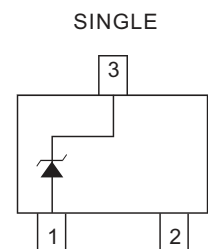


## MAXIMUM RATINGS AND ELECTRICAL CHARACTERISTICS

Parameter	Symbol	Value	Units
Power Dissipation @ $T_A=25^{\circ}\text{C}$ (Note A)	$P_D$	200	mW
Operating Junction and Storage Temperature Range	$T_J$	-55 to +150	$^{\circ}\text{C}$

**NOTES:**

A. Mounted on 5.0mm<sup>2</sup>(.013mm thick) land areas.





## BZX84B2V4W-AU SERIES

Part Number	Nominal Zener Voltage			Max. Zener Impedance				Max Reverse Leakage Current		Marking Code
	V <sub>Z</sub> @ I <sub>ZT</sub>			Z <sub>ZT</sub> @ I <sub>ZT</sub>		Z <sub>ZK</sub> @ I <sub>ZK</sub>		I <sub>R</sub> @ V <sub>R</sub>		
	Nom. V	Min. V	Max. V	Ω	mA	Ω	mA	μA	V	
200 mWatts Zener Diodes										
BZX84B2V4W-AU	2.4	2.35	2.45	100	5.0	600	1.00	50	1.0	W1
BZX84B2V7W-AU	2.7	2.64	2.75	100	5.0	600	1.00	20	1.0	W2
BZX84B3W-AU	3.0	2.94	3.06	95	5.0	600	1.00	10	1.0	W3
BZX84B3V3W-AU	3.3	3.23	3.37	95	5.0	600	1.00	5.0	1.0	W4
BZX84B3V6W-AU	3.6	3.52	3.67	90	5.0	600	1.00	5.0	1.0	W5
BZX84B3V9W-AU	3.9	3.82	3.98	90	5.0	600	1.00	3.0	1.0	W6
BZX84B4V3W-AU	4.3	4.21	4.39	90	5.0	600	1.00	3.0	1.0	W7
BZX84B4V7W-AU	4.7	4.61	4.79	80	5.0	500	1.00	3.0	2.0	W8
BZX84B5V1W-AU	5.1	5.00	5.20	60	5.0	480	1.00	2.0	2.0	W9
BZX84B5V6W-AU	5.6	5.49	5.71	40	5.0	400	1.00	1.0	2.0	WA
BZX84B6V2W-AU	6.2	6.08	6.32	10	5.0	150	1.00	3.0	4.0	WB
BZX84B6V8W-AU	6.8	6.66	6.94	15	5.0	80	1.00	2.0	4.0	WC
BZX84B7V5W-AU	7.5	7.35	7.65	15	5.0	80	1.00	1.0	5.0	WD
BZX84B8V2W-AU	8.2	8.04	8.36	15	5.0	80	1.00	0.7	5.0	WE
BZX84B8V7W-AU	8.7	8.53	8.87	15	5.0	100	1.00	0.7	5.0	87C
BZX84B9V1W-AU	9.1	8.92	9.28	15	5.0	100	1.00	0.5	6.0	WF
BZX84B10W-AU	10	9.80	10.20	20	5.0	150	1.00	0.2	7.0	WG
BZX84B11W-AU	11	10.78	11.22	20	5.0	150	1.00	0.1	8.0	WH
BZX84B12W-AU	12	11.76	12.24	25	5.0	150	1.00	0.1	8.0	WI
BZX84B13W-AU	13	12.74	13.26	30	5.0	170	1.00	0.1	8.0	WK
BZX84B14W-AU	14	13.72	14.28	30	5.0	170	1.00	0.1	10.0	WJ
BZX84B15W-AU	15	14.70	15.30	30	5.0	200	1.00	0.1	10.5	WL
BZX84B16W-AU	16	15.68	16.32	40	5.0	200	1.00	0.1	11.2	WM
BZX84B17W-AU	17	16.66	17.34	40	5.0	200	1.00	0.1	12.2	17C
BZX84B18W-AU	18	17.64	18.36	45	5.0	225	1.00	0.1	12.6	WN
BZX84B20W-AU	20	19.60	20.40	55	5.0	225	1.00	0.1	14.0	WO
BZX84B22W-AU	22	21.56	22.44	55	5.0	250	1.00	0.1	15.4	WP
BZX84B24W-AU	24	23.52	24.48	70	5.0	250	1.00	0.1	16.8	WR
BZX84B27W-AU	27	26.46	27.54	80	5.0	300	1.00	0.1	18.9	WS
BZX84B28W-AU	28	27.44	28.56	80	5.0	300	1.00	0.1	20.5	28C
BZX84B30W-AU	30	29.40	30.60	80	5.0	300	1.00	0.1	21.0	WT
BZX84B33W-AU	33	32.34	33.66	80	5.0	325	1.00	0.1	23.1	WU
BZX84B36W-AU	36	35.28	36.72	90	5.0	350	1.00	0.1	25.2	WW
BZX84B39W-AU	39	38.22	39.78	130	5.0	350	1.00	0.1	27.3	WX
BZX84B43W-AU	43	42.14	43.86	150	5.0	375	1.00	0.1	30.1	WY
BZX84B47W-AU	47	46.06	47.94	170	5.0	375	1.00	0.1	32.9	WZ
BZX84B51W-AU	51	49.98	52.02	100	5.0	400	1.00	0.1	38.0	XA
BZX84B56W-AU	56	54.88	57.12	135	2.5	1000	1.00	0.1	42.0	X2
BZX84B62W-AU	62	60.76	63.24	150	2.5	1000	1.00	0.1	46.0	X3
BZX84B68W-AU	68	66.64	69.36	200	2.5	1000	1.00	0.1	51.0	X4
BZX84B75W-AU	75	73.50	76.50	250	2.5	1000	1.00	0.1	56.0	X5



## BZX84B2V4W-AU SERIES

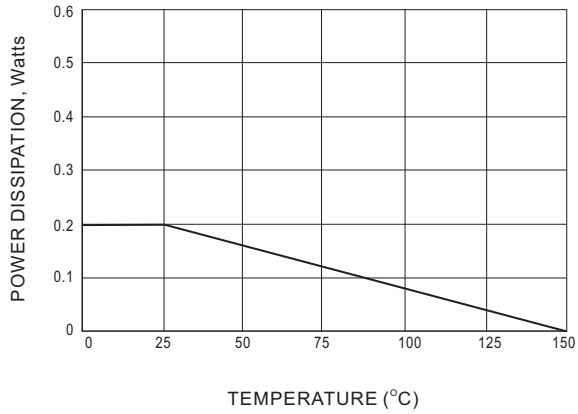


Fig.1 STEADY STATE POWER DERATING

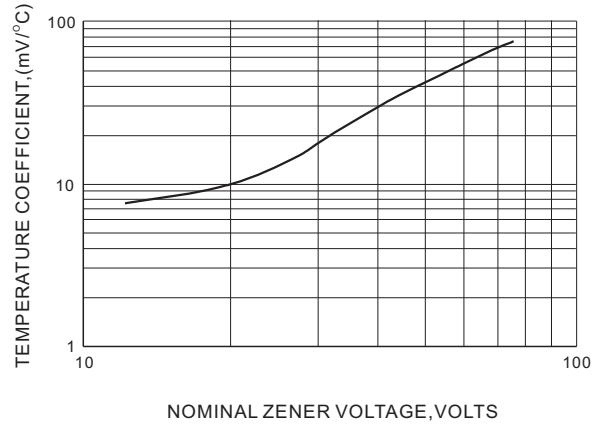


Fig.2 TEMPERATURE COEFFICIENTS

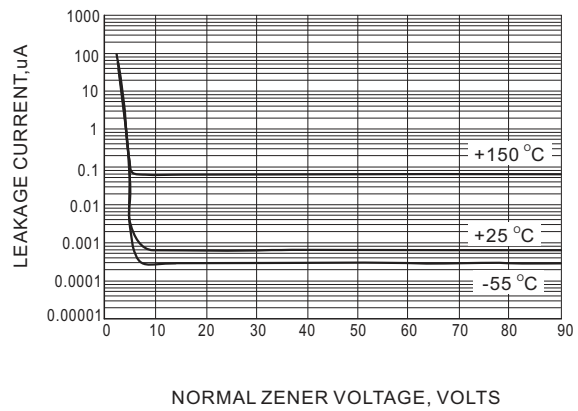


Fig.3 TYPICAL LEAKAGE CURRENT

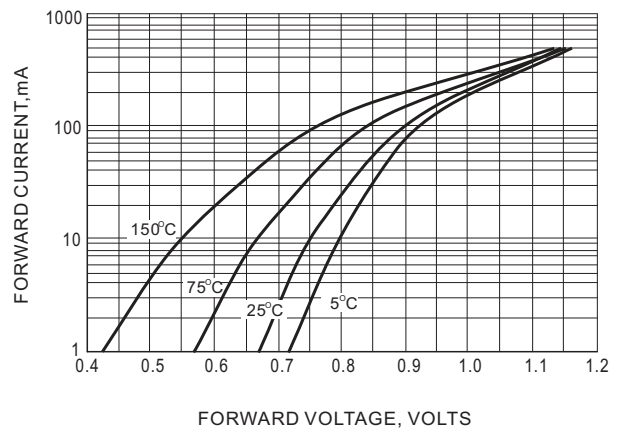
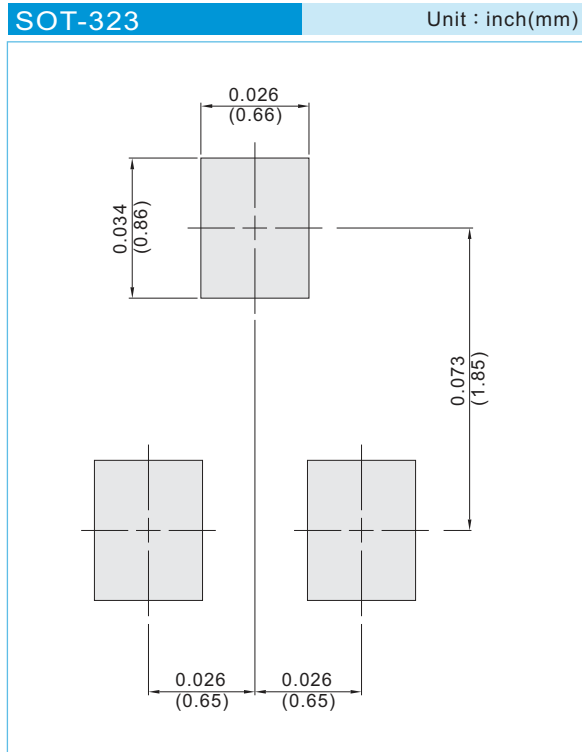


Fig.4 TYPICAL FORWARD VOLTAGE



## BZX84B2V4W-AU SERIES

### MOUNTING PAD LAYOUT



### ORDER INFORMATION

- Packing information  
T/R - 12K per 13" plastic Reel  
T/R - 3K per 7" plastic Reel



## BZX84B2V4W-AU SERIES

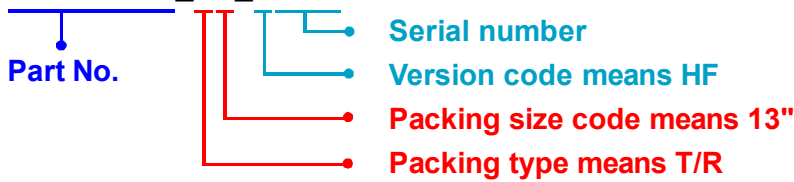
### Part No\_packing code\_Version

BZX84B2V4W-AU\_R1\_000A1

BZX84B2V4W-AU\_R2\_000A1

For example :

**RB500V-40\_R2\_00001**



Packing Code <b>XX</b>				Version Code <b>XXXXX</b>		
Packing type	1 <sup>st</sup> Code	Packing size code	2 <sup>nd</sup> Code	HF or RoHS	1 <sup>st</sup> Code	2 <sup>nd</sup> ~5 <sup>th</sup> Code
Tape and Ammunition Box (T/B)	<b>A</b>	N/A	<b>0</b>	<b>HF</b>	<b>0</b>	serial number
Tape and Reel (T/R)	<b>R</b>	7"	<b>1</b>	<b>RoHS</b>	<b>1</b>	serial number
Bulk Packing (B/P)	<b>B</b>	13"	<b>2</b>			
Tube Packing (T/P)	<b>T</b>	26mm	<b>X</b>			
Tape and Reel (Right Oriented) (TRR)	<b>S</b>	52mm	<b>Y</b>			
Tape and Reel (Left Oriented) (TRL)	<b>L</b>	PANASERT T/B CATHODE UP (PBCU)	<b>U</b>			
FORMING	<b>F</b>	PANASERT T/B CATHODE DOWN (PBCD)	<b>D</b>			



## BZX84B2V4W-AU SERIES

---

### Disclaimer

- Reproducing and modifying information of the document is prohibited without permission from Panjit International Inc..
- Panjit International Inc. reserves the rights to make changes of the content herein the document anytime without notification. Please refer to our website for the latest document.
- Panjit International Inc. disclaims any and all liability arising out of the application or use of any product including damages incidentally and consequentially occurred.
- Panjit International Inc. does not assume any and all implied warranties, including warranties of fitness for particular purpose, non-infringement and merchantability.
- Applications shown on the herein document are examples of standard use and operation. Customers are responsible in comprehending the suitable use in particular applications. Panjit International Inc. makes no representation or warranty that such applications will be suitable for the specified use without further testing or modification.
- The products shown herein are not designed and authorized for equipments requiring high level of reliability or relating to human life and for any applications concerning life-saving or life-sustaining, such as medical instruments, transportation equipment, aerospace machinery et cetera. Customers using or selling these products for use in such applications do so at their own risk and agree to fully indemnify Panjit International Inc. for any damages resulting from such improper use or sale.