


Applicable standard				
Rating	Operating temperature range	-55°C to + 105°C(Note 1)	Storage temperature range	-10°C to + 60°C(Note 3)
	Operating humidity range	40% to + 80%(Note 2)	Storage humidity range	40% to + 70%(Note 3)
	Applicable contact	DF3-22SC * DF3-2428SC *	Applicable cable	UL1007 AWG24 to 28 UL1061 AWG22 to 28
	Voltage	250V AC/DC	UL - CSA Rating	Voltage 30V AC/DC
	Current	AWG 22 to 24 : 3A/pin AWG 26 : 2A/pin AWG 28 : 1A/pin	Current	AWG 24 : 3A/pin AWG 26 : 2A/pin AWG 28 : 1A/pin 

Specifications

Item	Test method	Requirements	QT	AT
------	-------------	--------------	----	----

Construction

General examination	Visually and by measuring instrument.	According to drawing.	X	X
Marking	Confirmed visually.		X	X

Electric characteristics

Insulation resistance	500V DC.	1000MΩ MIN.	X	—
Voltage proof	650V AC for 1 min.	No flashover or breakdown.	X	—

Mechanical characteristics


Mechanical operation	50 times insertions and extractions.	1) No damage, crack or looseness of parts.	X	—
Vibration	Frequency 10 to 55 Hz, single amplitude 0.75 mm, at 2 h, for 3 directions.	1) No damage, crack or looseness of parts.	X	—
Shock	490 m/s ² duration of pulse 11 ms at 3 times for 3 directions.	1) No damage, crack or looseness of parts.	X	—

Environmental characteristics

Rapid change of temperature	Temperature -55→ 5 to 35→ 85→ 5 to 35 °c Time 30→ 5MAX → 30→ 5MAX min Under 5 cycles.	1) Insulation resistance: 1000MΩ MIN. 2) No damage, crack or looseness of parts.	X	—
Damp heat (Steady state)	Exposed at 40 ± 2 °c, 90 to 95 %, 96 h.	1) Insulation resistance: 500MΩ MIN. 2) No damage, crack or looseness of parts.	X	—

Remarks



Note 1:Including the temperature rise by current
 Note 2:No condensing.
 Note 3:Apply to an unused product on the packaged condition.

Count	Description of revisions	Designed	Checked	Date
 1	DIS-H-00008205	SN. MIWA	SZ. ONO	20210312

Unless otherwise specified , refer to IEC 60512.

Approved	KJ. KATAYOSE	20050105
Checked	KI. AKIYAMA	20050105
Designed	TH. ARAI	20050105
Drawn	TH. ARAI	20050105

Note QT:Qualification Test AT:Assurance Test X:Applicable Test Drawing no. ELC-162387-00-01

	Specification sheet	Part no.	DF3-*S-2C
	Hirose electric co., ltd.	Code no.	CL543-  1/1