

IBS ST ZF 24 BK RB-T


Order No.: 2750769

The illustration shows version IBS ST 24 BK RB-T

<http://eshop.phoenixcontact.de/phoenix/treeViewClick.do?UID=2750769>

INTERBUS-ST bus terminal module, 24 V DC, 9-pos., D-SUB with additional remote bus stub line, 9-pos. D-SUB, IP20 protection, consisting of: Terminal part with spring-cage connection and module electronics

Commercial data

GTIN (EAN)	 4 017918 139766
sales group	K400
Pack	1 pcs.
Customs tariff	85389091

Product notes

WEEE/RoHS-compliant since:
12/08/2009

<http://www.download.phoenixcontact.com>
Please note that the data given here has been taken from the online catalog. For comprehensive information and data, please refer to the user documentation. The General Terms and Conditions of Use apply to Internet downloads.

Product description

INTERBUS ST bus terminal modules with additional interfaces (Bus)

In addition to configuring a modular input/output station with ST modules, the bus terminal modules with additional INTERBUS interfaces provide the option of connecting further INTERBUS network devices.

The IBS ST 24 BK LB-T module is equipped with an additional local bus interface with a 15-pos. D-SUB connector. The flat pack design input/output modules from PHOENIX CONTACT, for example, and frequency inverters with local bus interfaces can be connected to this interface.

An additional remote bus connection is provided by the IBS ST 24 RB-T. All devices with an INTERBUS remote bus interface can be connected in this remote bus branch.

The input/output bus terminal modules with additional fiber optic interfaces are available for integrating INTERBUS compatible devices into an INTERBUS fiber optic network.

All INTERBUS bus terminal modules make it possible to individually enable/disable the additional bus interfaces. To some extent, they perform the role of two bus terminal modules in the INTERBUS system and are also treated as such in the address lists and configuring software (CMD).

Note: When configuring buses branching off from the bus terminal modules, please observe the topology supported by INTERBUS controller boards.

Technical data

Interface

Fieldbus system	INTERBUS
Name	INTERBUS remote bus
Type of connection	9-pos. D-SUB plug/socket
Designation connection point	Incoming/Outgoing Remote Bus
Number of positions	9
Fieldbus system	Lokalbus
Name	ST local bus
Fieldbus system	INTERBUS
Name	INTERBUS remote bus branch
Type of connection	9-pos. D-SUB female
Number of positions	9

Power supply for module electronics

Supply voltage	24 V DC
Supply voltage range	20 V DC ... 30 V DC (including ripple)
Ripple	3.6 V _{pp} within the allowable voltage range
Current consumption	Typ. 150 mA (without ST module expansions)

General data

Width	81 mm
Height	117 mm
Depth	116 mm
Weight	470 g

Mounting type	DIN rail
Ambient temperature (operation)	0 °C ... 55 °C
Ambient temperature (storage/transport)	-20 °C ... 70 °C
Permissible humidity (operation)	30 % ... 75 % (no condensation)
Permissible humidity (storage/transport)	30 % ... 95 % (no condensation)
Air pressure (operation)	86 kPa ... 108 kPa (up to 1500 m above mean sea level)
Air pressure (storage/transport)	66 kPa ... 108 kPa (up to 3500 m above mean sea level)
Degree of protection	IP20
Protection class	III, IEC 61140, EN 61140, VDE 0140-1
Test section	Incoming remote bus / Outgoing remote bus 500 V AC 50 Hz 1 min
	Power supply voltage / ST local bus 500 V AC 50 Hz 1 min
	Incoming remote bus/ST interface 500 V AC 50 Hz 1 min
	Incoming remote bus/local bus branch 500 V AC 50 Hz 1 min

Certificates / Approvals



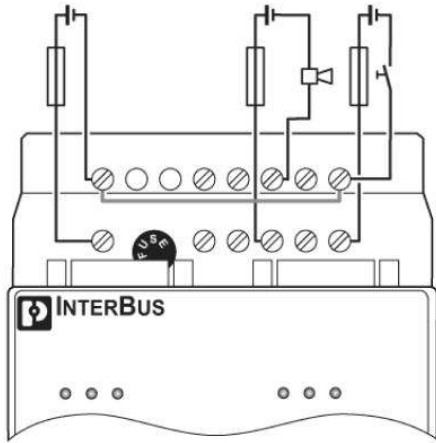
Certification CUL, GOST, UL

Accessories

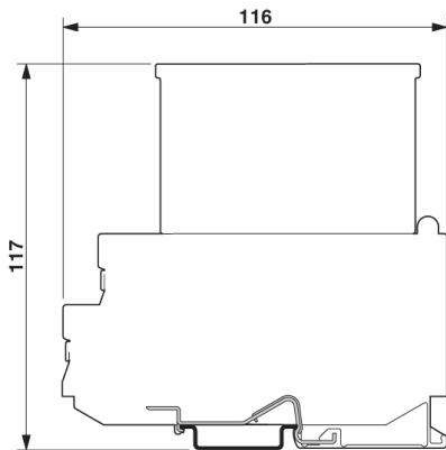
Item	Designation	Description
Cable/conductor		
2836492	IB ST LBC	Spare local bus cable, for INTERBUS-ST modules
Fuse		
2806600	IBS TR5 1AT	Replacement fuse for INTERBUS-ST module
Replacement module electronics		
2752932	IBS STME 24 BK RB-T	Replacement module electronics for IBS ST (ZF) 24 BK RB-T

Diagrams/Drawings

Connection diagram



Dimensioned drawing



Address

PHOENIX CONTACT Deutschland GmbH
Flachmarktstr. 8
32825 Blomberg, Germany
Phone +49 5235 3 12000
Fax +49 5235 3 41200
<http://www.phoenixcontact.de>



© 2011 Phoenix Contact
Technical modifications reserved;