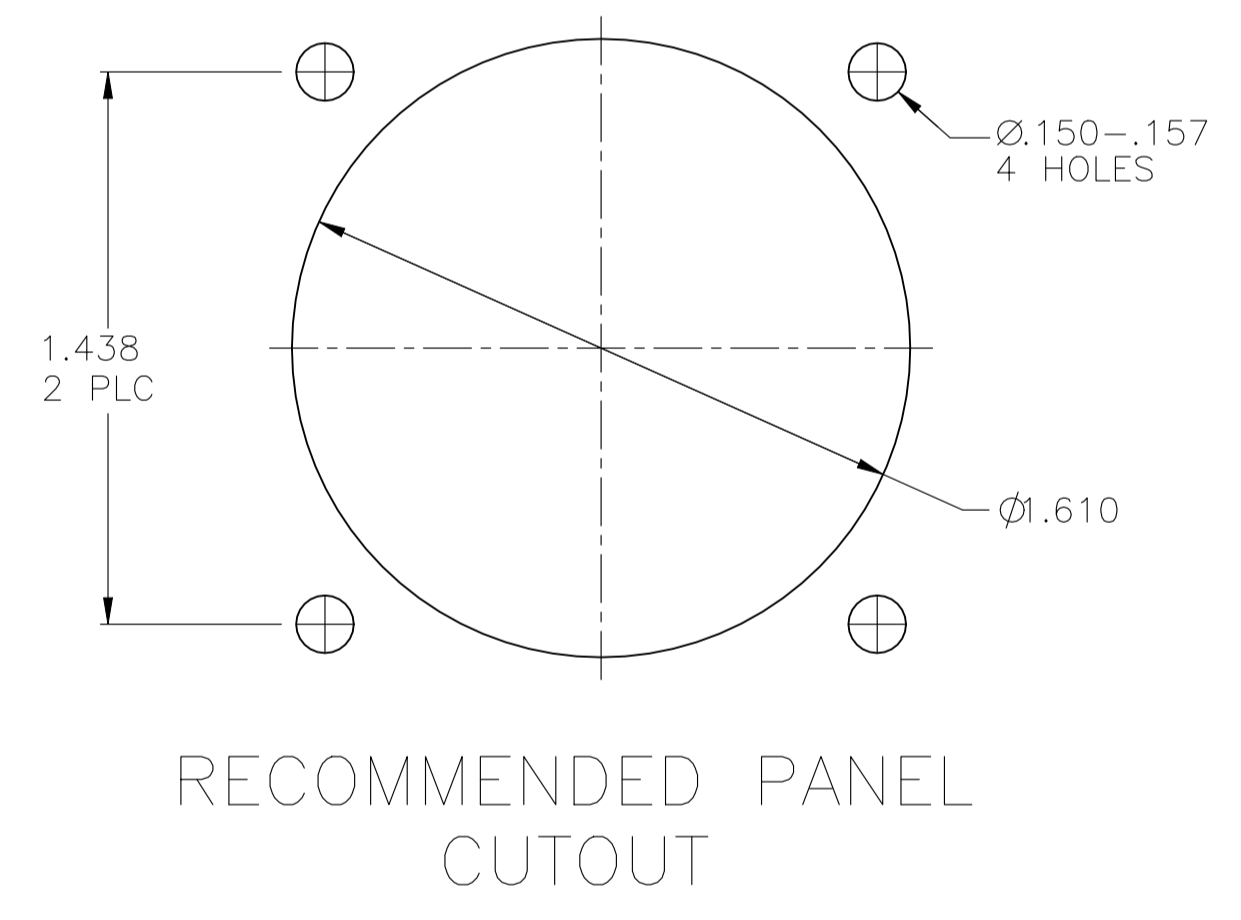
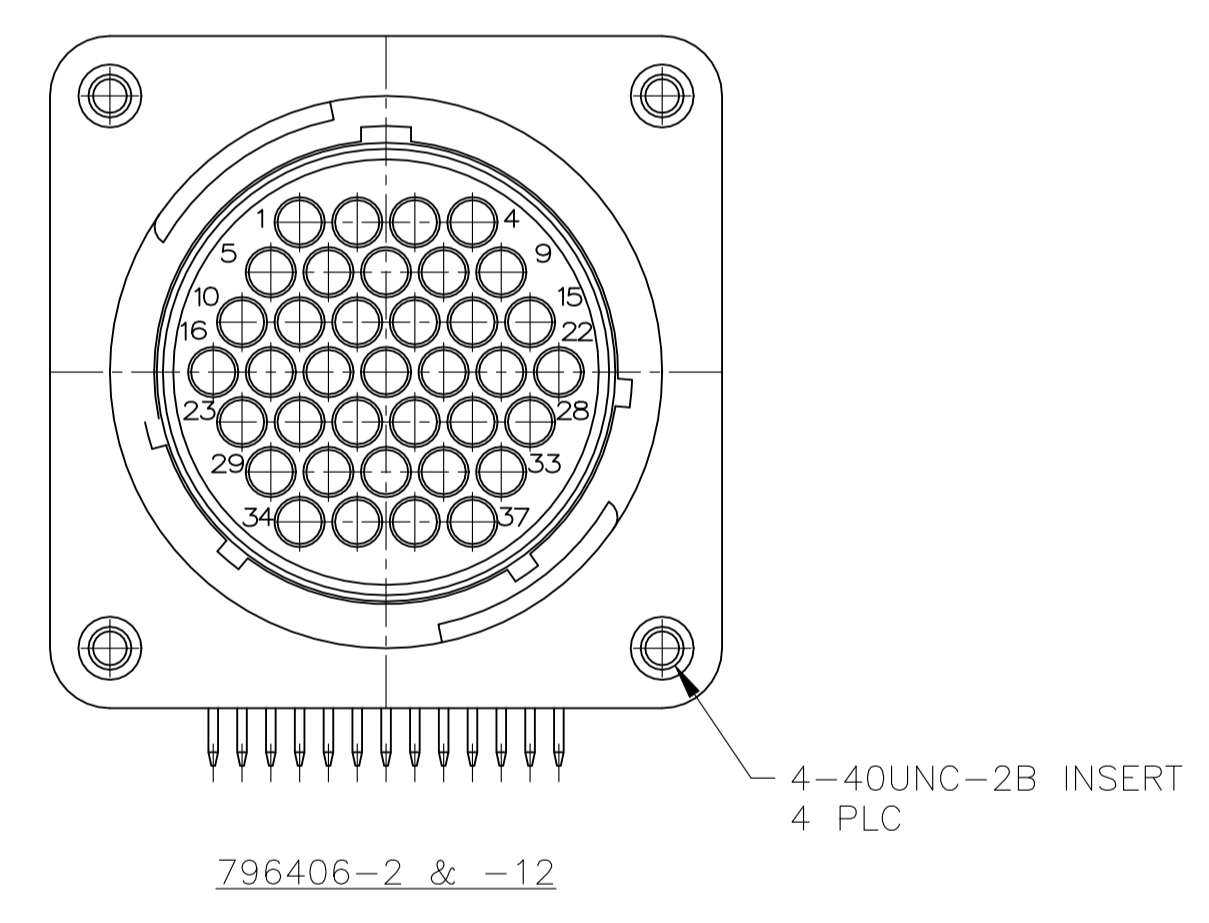
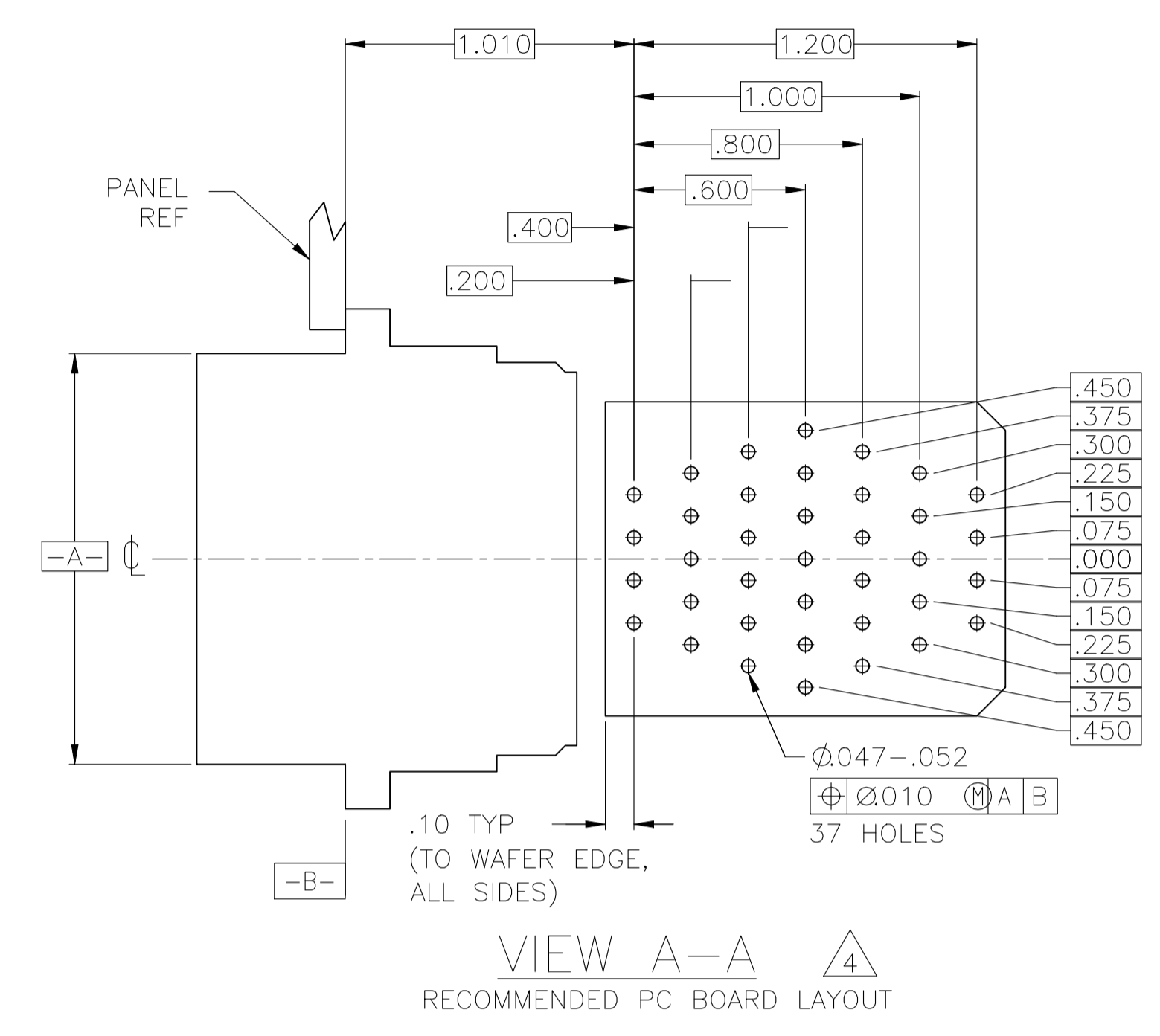
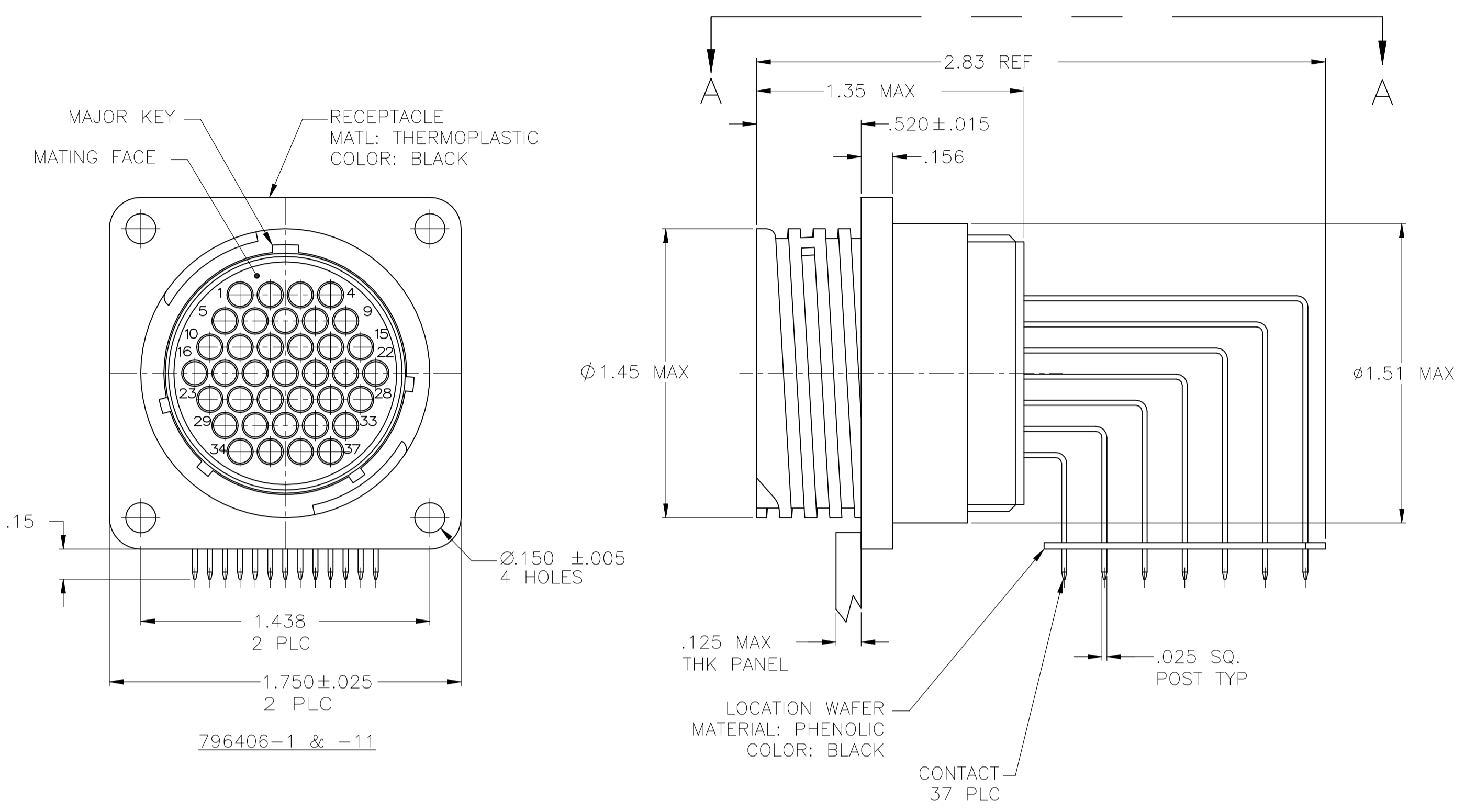


REVISIONS				
P	LTR	DESCRIPTION	DATE	BY
J1	REVISED PER	ECR-22-150475	26AUG2022	RK



- 1 CONTACT CAVITIES IDENTIFIED BY CHARACTERS ON FRONT AND REAR FACES OF CONNECTOR.
- 2 #6 FASTENER RECOMMENDED FOR MOUNTING.
- 3 CONTACT BODY: .000030 MIN GOLD FOR A LENGTH OF .250 MIN FROM MATING END, WITH REMAINDER TO BE GOLD FLASH, BOTH OVER .000050 MIN NICKEL.
CONTACT POST: .000100 MIN TIN-LEAD OVER .000050 MIN NICKEL
- 4 PC BOARD HOLE PATTERN IS DEFINED RELATIVE TO CONNECTOR C.L. AND PANEL MOUNTING FACE INDICATED.
- 5 CONTACT BODY: .000030 MIN GOLD FOR A LENGTH OF .250 MIN FROM MATING END, WITH REMAINDER TO BE GOLD FLASH, BOTH OVER .000050 MIN NICKEL.
CONTACT POST: .000100 MIN TIN OVER .000050 MIN NICKEL
- 6 CONTACT BODY: .000100 MIN TIN FOR A LENGTH OF .250 MIN FROM MATING END, OVER .000050 MIN NICKEL.
CONTACT POST: .000100 MIN TIN OVER .000050 MIN NICKEL
- 7 PIN POSITIONS 2, 6, 10, 17, 23, 29 & 34 VACANT
- 8 PIN POSITIONS 3, 8, 14, 21, 27 & 33 VACANT

	CONTACT FINISH	PERIPHERAL SEAL	THREADED INSERT	PART NUMBER
	5	YES	YES	1-796406-2
	5	NO	NO	1-796406-1
OBSOLETE	6	YES	NO	796406-5
	6	YES	NO	796406-4
OBSOLETE	6	NO	NO	796406-3
OBSOLETE	3	NO	YES	796406-2
OBSOLETE	3	NO	NO	796406-1

THIS DRAWING IS A CONTROLLED DOCUMENT.

DIMENSIONS: INCHES	TOLERANCES UNLESS OTHERWISE SPECIFIED:	DIN HAMNER 3-7-00	TE Connectivity
	0 PLC ± -	CHK MCHACKO 3-9-00	
	1 PLC ± -	APD MCHACKO 3-9-00	NAME
	2 PLC ± .03		RECEPTACLE ASSY, POSTED, RT ANGLE, STD SEX, SIZE 23-37, SERIES 1, CPC
	3 PLC ± .010		APPLICATION SPEC
	4 PLC ± -		SIZE CAGE CODE DRAWING NO
	ANGLES ± 1°		RESTRICTED TO
MATERIAL	FINISH	WEIGHT	A1 00779 C=796406
CUSTOMER DRAWING		SCALE 2:1	SHEET 1 of 1 REV J1