

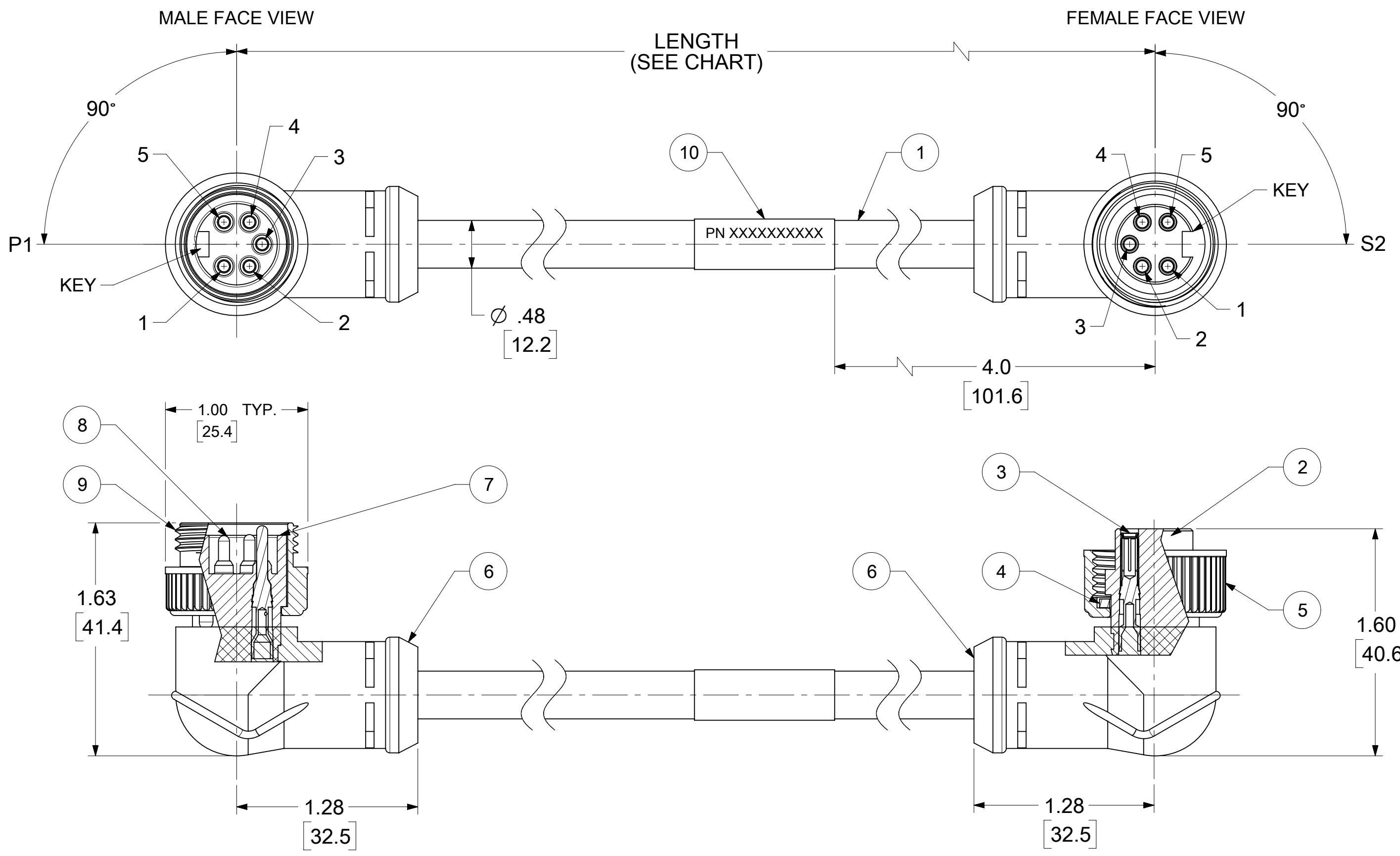
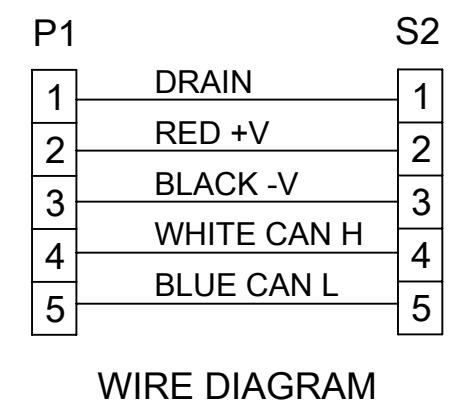
| MATERIAL NO. | ENGINEERING NO. | FINISHED LENGTH       |
|--------------|-----------------|-----------------------|
| 1300250196   | DN99A-M006      | 1 FT 11.6 IN [0.6M]   |
| 1300250197   | DN99A-M010      | 3 FT 3.3 IN [1.0M]    |
| 1300250220   | DN99A-M400      | 131 FT 2.8 IN [40.0M] |
| 1300250223   | DN99A-M750      | 246 FT [75.0M]        |

### PART NO. LEGEND

DN99A-M010

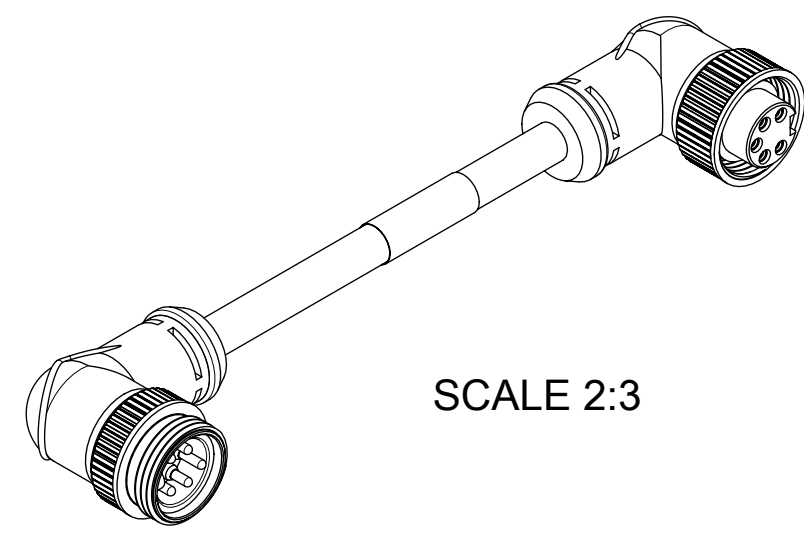
FINISHED LENGTH  
M005= 0.5 METER  
M010= 1 METER  
M100= 10 METER

| CABLE LENGTH TOLERANCES  |                         |
|--------------------------|-------------------------|
| <.3M [1FT]:              | +19mm-0 [+1.75in-0]     |
| .3 - .9M [1 - 3FT]:      | +44.5mm-0 [+1.75in-0]   |
| .9 - 1.8M [3 - 6FT]:     | +55.6mm-0 [+2.19in-0]   |
| 1.8 - 3.7M [6 - 12FT]:   | +88.9mm-0 [+3.50in-0]   |
| 3.7 - 7.3M [12 - 24FT]:  | +165.1mm-0 [+6.50in-0]  |
| 7.3-14.6M [24 - 48FT]:   | +317.5mm-0 [+12.50in-0] |
| 14.6 - 30.5M [48-100FT]: | +622.3mm-0 [+24.50in-0] |
| OVER 30M [100FT]:        | +2% OF FINISHED LENGTH  |



- NOTES:**
- MATERIAL: AS NOTED
  - FINISH: AS NOTED
  - ELECTRICAL SPECIFICATIONS  
VOLTAGE RATING: 300V PER IEC60664  
300V PER UL2238  
CURRENT RATING: 4A
  - TEMP RANGE: -20°C TO +80°C
  - COUPLING THREAD: 7/8-16 UN
  - PROTECTION: IP67 (WHEN MATED)
  - UL RECOGNIZED FILE: E152210  
CSA CERTIFIED FILE: LR6837
  - ALL DIMENSIONS ARE FOR REFERENCE UNLESS TOLERANCED OR NOTED OTHERWISE

| 10   | 9                                 | 8             | 7            | 6    | 5 | 4 | 3 | 2 | 1 |
|------|-----------------------------------|---------------|--------------|------|---|---|---|---|---|
| ITEM | DESCRIPTION                       | MATERIAL      | FINISH       |      |   |   |   |   |   |
| 10   | LABEL                             | VINYL         | BLACK/YELLOW |      |   |   |   |   |   |
| 9    | COUPLING NUT, MALE                | ZINC DIE CAST | BLACK E-COAT |      |   |   |   |   |   |
| 8    | CONTACT PIN                       | BRASS         | GOLD PLATED  |      |   |   |   |   |   |
| 7    | INSERT, MALE, 5 POLE              | TPE           | BLACK        | (B1) |   |   |   |   |   |
| 6    | OVERMOLDS                         | TPE           | GRAY         |      |   |   |   |   |   |
| 5    | COUPLING NUT, FEMALE              | ZINC DIE CAST | BLACK E-COAT |      |   |   |   |   |   |
| 4    | FRICTION RING                     | NYLON         | WHITE        |      |   |   |   |   |   |
| 3    | CONTACT SOCKET                    | BRASS         | GOLD PLATED  |      |   |   |   |   |   |
| 2    | INSERT, FEMALE, 5 POLE            | TPE           | BLACK        | (B1) |   |   |   |   |   |
| 1    | CABLE, DEV-NET, TRUNK, 18/2, 15/2 | PVC JACKET    | GRAY         |      |   |   |   |   |   |
| ITEM | DESCRIPTION                       | MATERIAL      | FINISH       |      |   |   |   |   |   |



|                    |   |       |   |   |                              |
|--------------------|---|-------|---|---|------------------------------|
| FUNCTIONAL SYMBOLS | THIS DRAWING CONTAINS INFORMATION THAT IS PROPRIETARY TO MOLEX ELECTRONIC TECHNOLOGIES, LLC AND SHOULD NOT BE USED WITHOUT WRITTEN PERMISSION |       |   |   |                              |
|                    | DIMENSION UNITS   | SCALE | CURRENT REV DESC: INSERT COLOR WAS GRAY |   |                              |
| FA = 0             | INCH/MM   | 1.5:1 |   |   |                              |
| FC = 0             | GENERAL TOLERANCES (UNLESS SPECIFIED)   |       |   | <b>molex</b><br>MINI-CHANGE CORDSET, A SIZE<br>5 POLE, MALE-FEMALE, 90/90 DEG, SINGLE KEY,<br>15/18 AWG, DEVICE NET<br>PRODUCT CUSTOMER DRAWING |                              |
| FP = 0             |   | MM    | INCH                                    |   |                              |
| DIVISIONAL SYMBOLS | 4 PLACES  | ±     | ±                                       |   | EC NO: 702517                |
|                    | 3 PLACES  | ±     | ±                                       |   | DRWN: RSTONE 2022/04/07      |
|                    | 2 PLACES  | ±     | ±                                       |   | CHK'D: MZIELINSKI 2022/04/08 |
|                    | 1 PLACE   | ±     | ±                                       | APPR: BWOODMAN 2022/04/12   |                              |
|                    | 0 PLACES  | ±     | ±                                       | INITIAL REVISION:   |                              |
|                    | ANGULAR TOL   | ±     | °                                       | DRWN: R. STONE 2009/05/11   |                              |
|                    | DRAFT WHERE APPLICABLE MUST REMAIN WITHIN DIMENSIONS  |       |   | APPR: JFMURPHY 2009/05/15   |                              |
|                    | THIRD ANGLE PROJECTION  |       |   | DRAWING SERIES  |                              |
|                    |   |       |   | C-SIZE 130025   |                              |
|                    |   |       |   | DOCUMENT NUMBER   |                              |
|                    |   |       |   | SD-130025-003   |                              |
|                    |   |       |   | DOC TYPE DOC PART REVISION  |                              |
|                    |   |       |   | PSD 001 B1  |                              |
|                    |   |       |   | MATERIAL NUMBER CUSTOMER SHEET NUMBER   |                              |
|                    |   |       |   | GENERAL MARKET 1 OF 1   |                              |