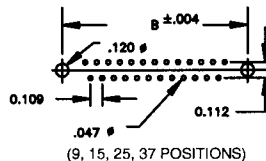
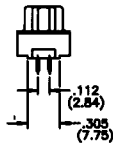
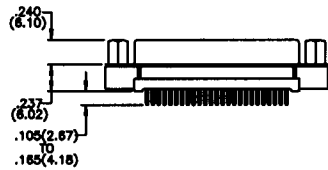
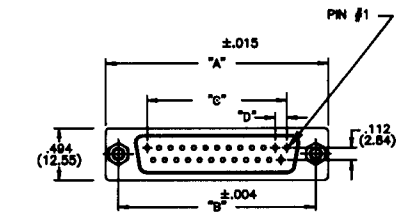


DESCRIPTION: VERTICAL MOUNT FEMALE LOW PROFILE/PLASTIC BACK



- 191-025-X13-XXX
- SERIES \_\_\_\_\_
- NUMBER OF CONTACTS \_\_\_\_\_
- GENDER  
 1 = MALE  
 2 = FEMALE (NO GROUND INDENTS)
- TERMINATION  
 1 = SOLDER TAIL  
 2 = PRESS FIT
- SHELL  
 2 = TIN SHELL  
 3 = NICKEL SHELL
- HARDWARE OPTIONS:  
 00 = .125 HOLE  
 55 = 4-40 INSERT  
 56 = 4-40 INSERT WITH BOARD LOCKS  
 57 = 4-40 STANDOFF WITH BOARD LOCKS  
 58 = 4-40 STANDOFF
- PLATING  
 1 = GOLD FLASH  
 2 = 30 MICRO-INCH GOLD

MATERIALS:

INSULATOR: THERMOPLASTIC POLYESTER, UL94V-0  
 CHEMICAL RESISTANCE, COLOR BLACK

SHELL: STEEL, NICKEL OR TIN PLATED

CONTACT: MALE=BRASS; FEMALE=PHOSPHOR BRONZE  
 GOLD FLASH OR 30 MICRO-INCH IN MATING AREA  
 TIN-LEAD PLATING ON TAIL ENDS

ELECTRICAL:

CURRENT RATING: 5 AMPERES  
 DIELECTRIC WITHSTANDING VOLTAGE: 1000VAC rms AT SEA LEVEL  
 INSULATION RESISTANCE: 5000 MEGOHMS MIN.  
 CONTACT RESISTANCE: 10 MILLIOHMS MAX.  
 WORKING TEMPERATURE: -55° TO +125° C

NUMBER OF CONTACTS	"A"	"B"	"C"	"D"
	Inch (mm)	Inch (mm)	Inch (mm)	Inch (mm)
9	1.214 (30.84)	.984 (24.99)	.432 (10.97)	.109 (2.76)
15	1.545 (39.24)	1.312 (33.32)	.756 (19.20)	.109 (2.76)
25	2.088 (53.04)	1.852 (47.04)	1.304 (33.12)	.109 (2.76)
37	2.730 (69.34)	2.500 (63.50)	1.856 (46.88)	.109 (2.76)



THESE DRAWINGS AND SPECIFICATIONS ARE THE PROPERTY OF NorComp AND SHALL NOT BE REPRODUCED, COPIED OR USED AS THE BASIS FOR THE MANUFACTURE OF ANY OF APPARATUS WITHOUT WRITTEN PERMISSION.

DRAWN: PAM JENKINS DATE: 8-22-01  
 CHECKED: DATE:

NorComp

SCALE: SHEET 1 OF 1 REV 3  
 DWG NO. 191-XXX-213-XXX