

THIS DRAWING IS UNPUBLISHED. RELEASED FOR PUBLICATION

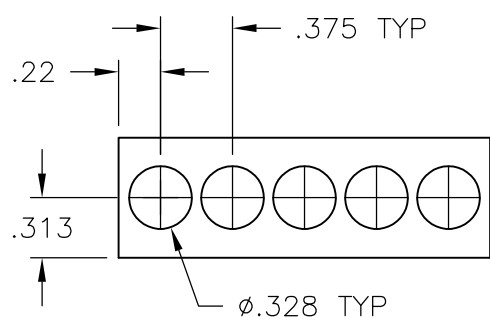
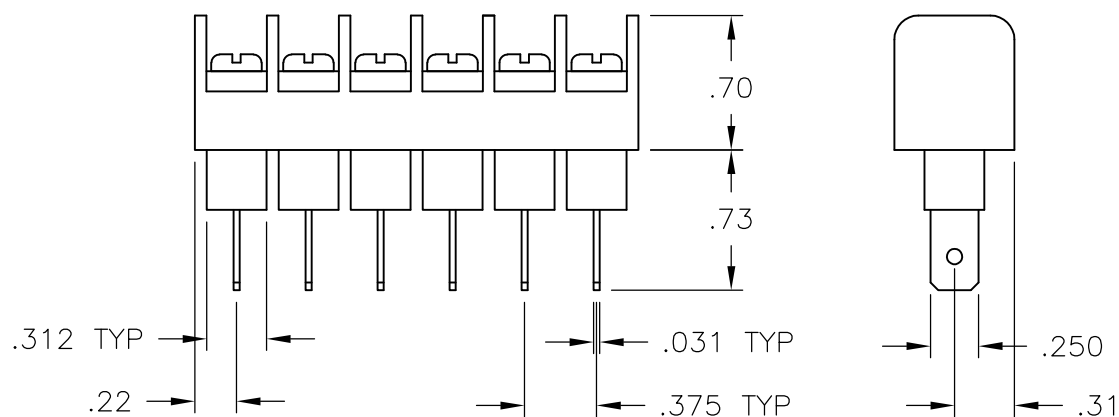

© COPYRIGHT BY TYCO ELECTRONICS CORPORATION. ALL RIGHTS RESERVED.

LOC	DIST	REVISIONS					
FT	0	P	LTR	DESCRIPTION	DATE	DWN	APVD
			B	REVISED PER ECO-10-013614	13OCT10	HMR	CR

MATERIAL:  
 HOUSING: THERMOPLASTIC, UL94V-0, BLACK.  
 TERMINALS: COPPER ALLOY, TIN PLATED.  
 SCREWS: 6-32 STEEL, ZINC PLATED AND CHROMATED.

ELECTRICAL:  
 OPERATING CURRENT UL/CSA:  
 CLASS C: 20A, 300V  
 CLASS D: 5A, 600V  
 WIRE RANGE: 12-22 AWG.

MECHANICAL:  
 OPERATING TEMP.: +105°C MAX.  
 RECOMMENDED TORQUE: 7 IN-LB.



MOUNTING PANEL LAYOUT

9.436	25	JC6-Q407-25	4-1546700-3
9.061	24	JC6-Q407-24	4-1546700-2
8.686	23	JC6-Q407-23	4-1546700-1
8.311	22	JC6-Q407-22	4-1546700-0
7.936	21	JC6-Q407-21	3-1546700-9
7.561	20	JC6-Q407-20	3-1546700-8
7.186	19	JC6-Q407-19	3-1546700-7
6.811	18	JC6-Q407-18	3-1546700-6
6.436	17	JC6-Q407-17	3-1546700-5
6.061	16	JC6-Q407-16	3-1546700-4
5.686	15	JC6-Q407-15	3-1546700-3
5.311	14	JC6-Q407-14	3-1546700-2
4.936	13	JC6-Q407-13	3-1546700-1
4.561	12	JC6-Q407-12	3-1546700-0
4.186	11	JC6-Q407-11	2-1546700-9
3.811	10	JC6-Q407-10	2-1546700-8
3.436	9	JC6-Q407-09	2-1546700-7
3.061	8	JC6-Q407-08	2-1546700-6
2.686	7	JC6-Q407-07	2-1546700-5
2.311	6	JC6-Q407-06	2-1546700-4
1.936	5	JC6-Q407-05	2-1546700-3
1.561	4	JC6-Q407-04	7-1437665-3
1.186	3	JC6-Q407-03	7-1437665-2
.811	2	JC6-Q407-02	7-1437665-1

DIM A	NO OF POS	CATALOG NUMBER	PART NUMBER
-------	-----------	----------------	-------------

THIS DRAWING IS A CONTROLLED DOCUMENT.		DWN	S SCHLEGEL	10/24/06	Tyco Electronics Corporation Harrisburg, PA 17105-3608		
DIMENSIONS: INCHES		CHK	S YODER	10/24/06			
TOLERANCES UNLESS OTHERWISE SPECIFIED:		APVD	S YODER	10/24/06	NAME		
0 PLC ± -		PRODUCT SPEC		JC6-Q407-XX ASSEMBLY			
1 PLC ± -		APPLICATION SPEC		RESTRICTED TO			
2 PLC ± .01		SIZE	A3	CAGE CODE	00779	DRAWING NO	C-7-1437665-1
3 PLC ± .005		WEIGHT		SCALE		SHEET	1 OF 1
4 PLC ± -		MATERIAL		CUSTOMER DRAWING		REV	B
ANGLES ± -		FINISH					