

## FLORENTINA-HLD-WW

~45° wide beam

### SPECIFICATION:

Dimensions	285.6 x 19.5 mm
Height	9.5 mm
Fastening	screw
ROHS compliant	yes ⓘ

### MATERIALS:

Component	Type	Material	Colour	Finish
TINA-WW-XP	Single lens	PMMA	clear	
FLORENTINA-HLD	Holder	PC	black	



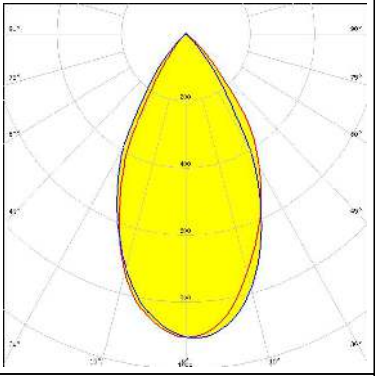


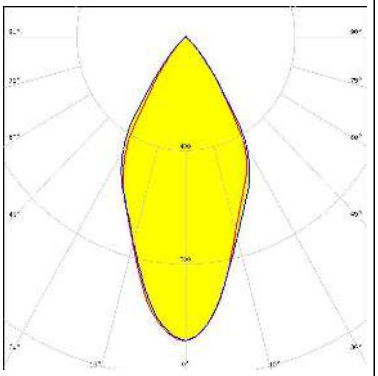


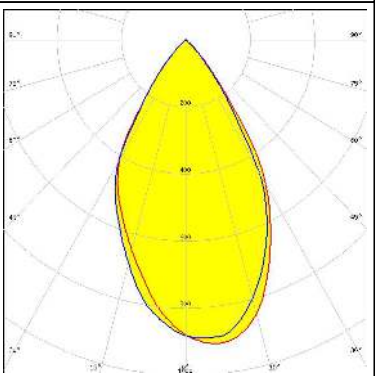


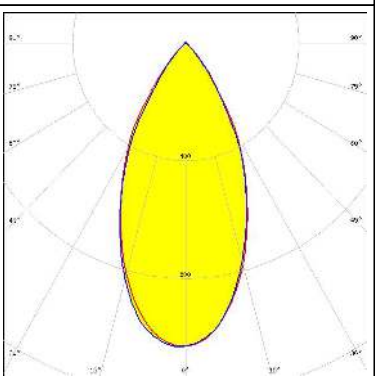
### ORDERING INFORMATION:

Component		Qty in box	MOQ	MPQ	Box weight (kg)
FP14998_FLORENTINA-HLD-WW	Single lens	160	32	16	5.2
» Box size: 398 x 298 x 140 mm					


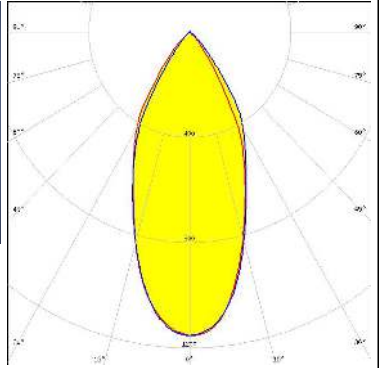

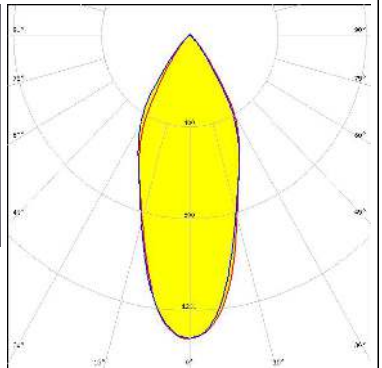

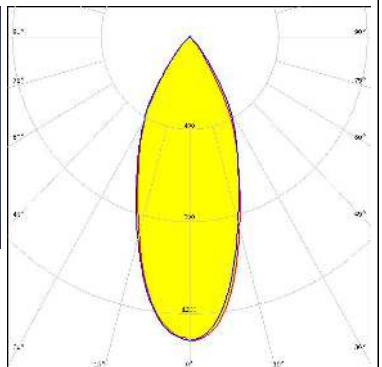

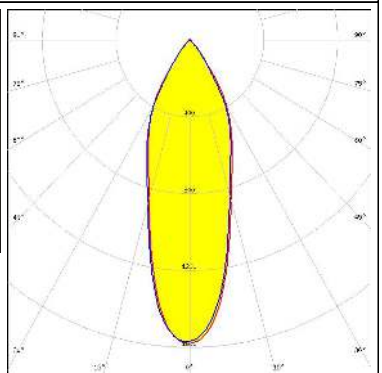





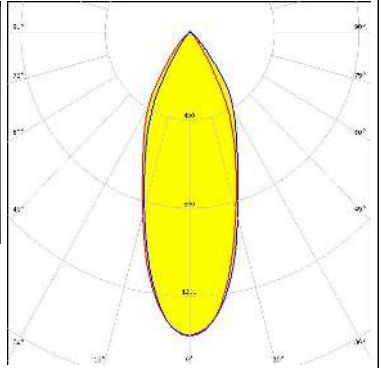

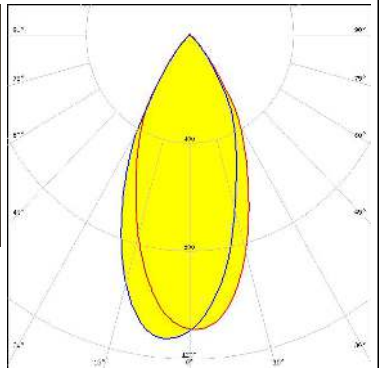

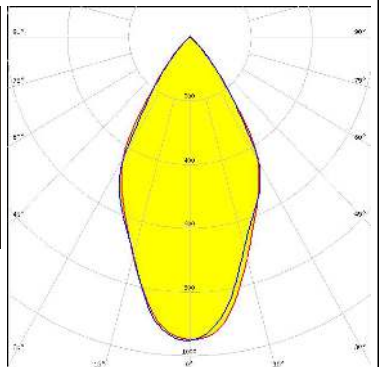

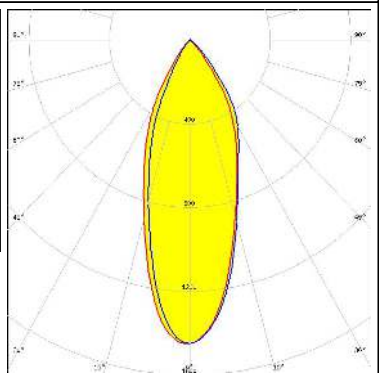
#### OPTICAL RESULTS (MEASURED):

<p></p> <p>LED QUICK FLUX LED FL-XG 1x12 xxx</p> <p>FWHM / FWTM 56.0° / 84.0°</p> <p>Efficiency 75 %</p> <p>Peak intensity 0.9 cd/m</p> <p>LEDs/each optic 1</p> <p>Light colour White</p> <p>Required components: C14446_FLORENTINA-SHD</p>		
<p></p> <p>LED XP-E2</p> <p>FWHM / FWTM 52.0° / 82.0°</p> <p>Efficiency 77 %</p> <p>Peak intensity 1.1 cd/m</p> <p>LEDs/each optic 1</p> <p>Light colour White</p> <p>Required components: C14446_FLORENTINA-SHD</p>		
<p></p> <p>LED XP-G2</p> <p>FWHM / FWTM 59.0° / 86.0°</p> <p>Efficiency 78 %</p> <p>Peak intensity 0.9 cd/m</p> <p>LEDs/each optic 1</p> <p>Light colour White</p> <p>Required components: C14446_FLORENTINA-SHD</p>		
<p></p> <p>LED XP-G3</p> <p>FWHM / FWTM 50.0° / 81.0°</p> <p>Efficiency 76 %</p> <p>Peak intensity 1 cd/m</p> <p>LEDs/each optic 1</p> <p>Light colour White</p> <p>Required components: C14446_FLORENTINA-SHD</p>		


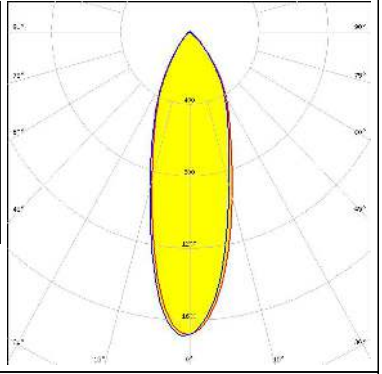

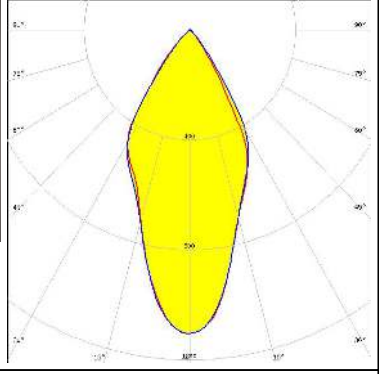

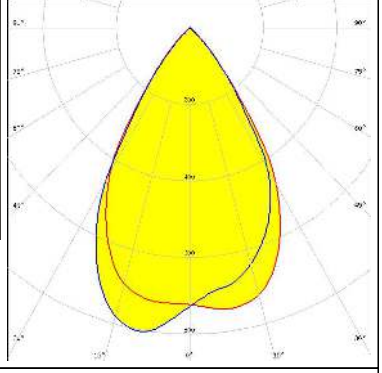

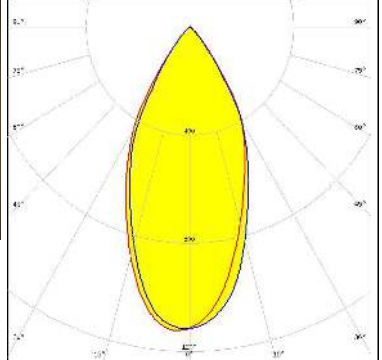
#### OPTICAL RESULTS (MEASURED):

<p><b>LUMILEDS</b></p> <p>LED LUXEON Rebel ES</p> <p>FWHM / FWTM 46.0° / 80.0°</p> <p>Efficiency 77 %</p> <p>Peak intensity 1.2 cd/m</p> <p>LEDs/each optic 1</p> <p>Light colour White</p> <p>Required components: C14446_FLORENTINA-SHD</p>		
<p><b>LUMILEDS</b></p> <p>LED LUXEON Rebel Plus</p> <p>FWHM / FWTM 40.0° / 78.0°</p> <p>Efficiency 79 %</p> <p>Peak intensity 1.3 cd/m</p> <p>LEDs/each optic 1</p> <p>Light colour White</p> <p>Required components: C14446_FLORENTINA-SHD</p>		
<p><b>LUMILEDS</b></p> <p>LED LUXEON TX</p> <p>FWHM / FWTM 41.0° / 77.0°</p> <p>Efficiency 78 %</p> <p>Peak intensity 1.3 cd/m</p> <p>LEDs/each optic 1</p> <p>Light colour White</p> <p>Required components: C14446_FLORENTINA-SHD</p>		
<p><b>LUMILEDS</b></p> <p>LED LUXEON Z ES</p> <p>FWHM / FWTM 33.0° / 75.0°</p> <p>Efficiency 80 %</p> <p>Peak intensity 1.6 cd/m</p> <p>LEDs/each optic 1</p> <p>Light colour White</p> <p>Required components: C14446_FLORENTINA-SHD</p>		

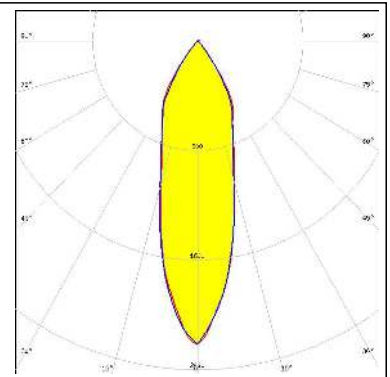
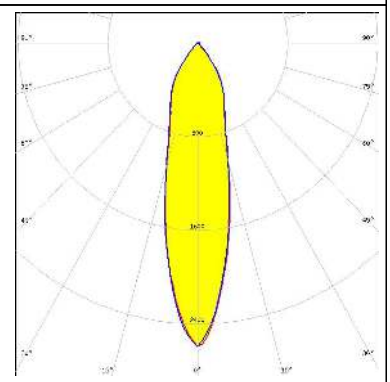
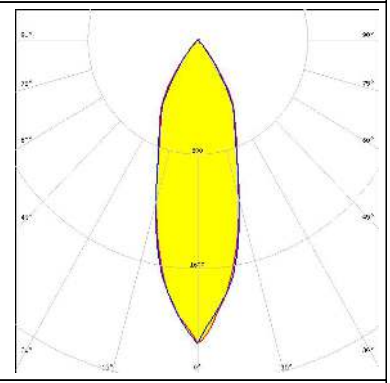
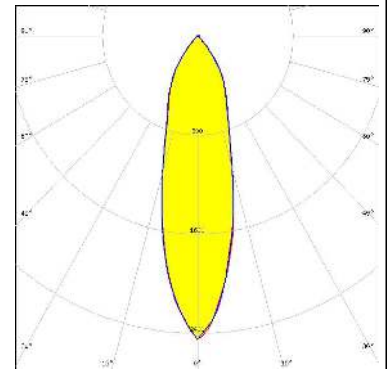
#### OPTICAL RESULTS (MEASURED):

<p><b>NICHIA</b></p> <p>LED NCSxx19B            FWHM / FWTM 38.0° / 76.0°            Efficiency 76 %            Peak intensity 1.4 cd/lm            LEDs/each optic 1            Light colour White            Required components:            C14446_FLORENTINA-SHD</p>		
<p><b>NICHIA</b></p> <p>LED NVSxx19B/NVSxx19C            FWHM / FWTM 46.0° / 80.0°            Efficiency 74 %            Peak intensity 1.1 cd/lm            LEDs/each optic 1            Light colour White            Required components:            C14446_FLORENTINA-SHD</p>		
<p><b>OSRAM</b>  <small>Opto Semiconductors</small></p> <p>LED OSLOM Square EC            FWHM / FWTM 57.0° / 84.0°            Efficiency 76 %            Peak intensity 1 cd/lm            LEDs/each optic 1            Light colour White            Required components:            C14446_FLORENTINA-SHD</p>		
<p><b>OSRAM</b>  <small>Opto Semiconductors</small></p> <p>LED OSLOM SSL 150            FWHM / FWTM 37.0° / 75.0°            Efficiency 79 %            Peak intensity 1.5 cd/lm            LEDs/each optic 1            Light colour White            Required components:            C14446_FLORENTINA-SHD</p>		

#### OPTICAL RESULTS (MEASURED):

<p><b>OSRAM</b> Opto Semiconductors</p> <p>LED OSLON SSL 150</p> <p>FWHM / FWTM 32.0° / 76.0°</p> <p>Efficiency 85 %</p> <p>Peak intensity 1.7 cd/m</p> <p>LEDs/each optic 1</p> <p>Light colour White</p> <p>Required components:</p>		
<p><b>OSRAM</b> Opto Semiconductors</p> <p>LED OSLON SSL 80</p> <p>FWHM / FWTM 47.0° / 80.0°</p> <p>Efficiency 75 %</p> <p>LEDs/each optic 1</p> <p>Light colour White</p> <p>Required components: C14446_FLORENTINA-SHD</p>		
<p><b>SAMSUNG</b></p> <p>LED LH351B</p> <p>FWHM / FWTM 64.0° / 87.0°</p> <p>Efficiency 77 %</p> <p>Peak intensity 0.8 cd/m</p> <p>LEDs/each optic 1</p> <p>Light colour White</p> <p>Required components: C14446_FLORENTINA-SHD</p>		
<p><b>TOSHIBA</b> Leading Innovation &gt;&gt;&gt;</p> <p>LED TL1L4</p> <p>FWHM / FWTM 48.0° / 80.0°</p> <p>Efficiency 78 %</p> <p>Peak intensity 1.1 cd/m</p> <p>LEDs/each optic 1</p> <p>Light colour White</p> <p>Required components: C14446_FLORENTINA-SHD</p>		

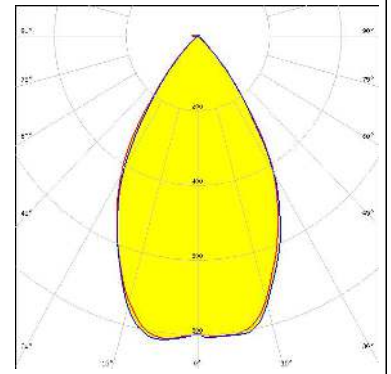
#### OPTICAL RESULTS (SIMULATED):

<p><b>NICHIA</b></p> <p>LED: NCSxE17A            FWHM / FWTM: 29.0° / 73.0°            Efficiency: 94 %            Peak intensity: 2.2 cd/lm            LEDs/each optic: 1            Light colour: White            Required components:            C14446_FLORENTINA-SHD</p>	
<p><b>NICHIA</b></p> <p>LED: NCSxE17A            FWHM / FWTM: 25.0° / 73.0°            Efficiency: 94 %            Peak intensity: 2.6 cd/lm            LEDs/each optic: 1            Light colour: White            Required components:</p>	
<p><b>NICHIA</b></p> <p>LED: NVSxE21A            FWHM / FWTM: 33.0° / 73.0°            Efficiency: 94 %            Peak intensity: 2.1 cd/lm            LEDs/each optic: 1            Light colour: White            Required components:            C14446_FLORENTINA-SHD</p>	
<p><b>NICHIA</b></p> <p>LED: NVSxE21A            FWHM / FWTM: 28.0° / 74.0°            Efficiency: 94 %            Peak intensity: 2.5 cd/lm            LEDs/each optic: 1            Light colour: White            Required components:</p>	

#### OPTICAL RESULTS (SIMULATED):



LED	NWSx229A
FWHM / FWTM	60.0° / 85.0°
Efficiency	77 %
Peak intensity	0.8 cd/lm
LEDs/each optic	1
Light colour	White
Required components:	
	C14446_FLORENTINA-SHD





#### GENERAL INFORMATION:

NOTE: The typical beam angle will be changed by different color, chip size and chip position tolerance. The typical total beam angle is the full angle measured where the luminous intensity is half of the peak value.

#### MATERIALS:

As part of our continuous research and improvement processes, and to ensure the best possible quality and availability of our products, LEDiL reserves the right to change material grades without notice.

#### PRODUCT DATA USER AGREEMENT AND DISCLAIMER:

The measured data in the provided downloadable LEDiL Product Datasheets and Mechanical 2D-Drawings is rounded and provided as reference for planning. LEDiL Oy's optical specifications have been verified by conducting performance testing of the products in accordance with the company's quality system. The reported data are averaged results of multiple measurements with typical variation. LEDiL Oy reserves the right to without prior notification make changes and improvements to its products.

LEDiL Oy assumes neither warranty, nor guarantee nor any other liability of any kind for the contents and correctness of the provided data. The provided data has been generated with highest diligence but the provided data may in reality not represent the complete possible variation range of all intrinsic parameters. Therefore, in certain cases a deviation from the provided data could occur.

LEDiL Oy reserves the right to undertake technical changes of its products without further notification which could lead to changes in the provided data. LEDiL Oy assumes no liability of any kind for the possible deviation from any provided data or any other damage resulting from the usage of the provided data.

The user agrees to this disclaimer and user agreement with the download or usage of the provided files.

#### LEDiL Oy

Joensuunkatu 13  
FI-24240 SALO  
Finland

#### LEDiL Inc.

228 West Page Street  
Suite D  
Sycamore IL 60178  
USA

#### Ledil Optics Technology (Shenzhen) Co., Ltd.

# 405 , Block B  
Casic Motor Building  
Shenzhen 518057  
P.R.CHINA

#### Local sales and technical support

[www.ledil.com/  
where\\_to\\_buy](http://www.ledil.com/where_to_buy)

#### Shipping locations

Salo, Finland  
Hong Kong, China

#### Distribution Partners

[www.ledil.com/  
where\\_to\\_buy](http://www.ledil.com/where_to_buy)