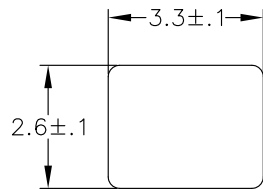


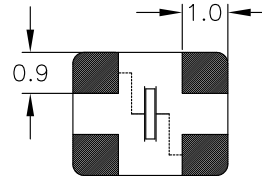
Specifications

Parameters	Ratings/Units
Frequency	38.880 MHz
Resonance Mode	Fundamental
Frequency Tolerance @ 25°C	±20 PPM Max
Frequency Stability, ref @ 25°C Over Operating Temperature Range	±20 PPM Max
Temperature Range, Operating (TOPR)	-40°C ~ +85°C
Temperature Range, Storage (TSTG)	-40°C ~ +85°C
Equivalent Series Resistance (ESR)	30 Ohms Max
Shunt Capacitance (Co)	5 pF Max
Load Capacitance (CL)	12 pF
Drive Level	0.3 mW Max
Aging over 10 years	±10 PPM Max
Maximum Soldering Temp / Time	260°C / 10 Seconds
Moisture Sensitivity Level (MSL)	1
Termination Finish:	Au
Weight (TYP)	16.75 mg
RoHS Compliant, Pb-free	

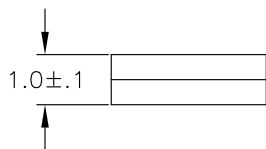
Package Outline and Dimensions (JA4)



TOP VIEW



BOTTOM VIEW

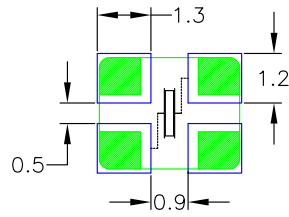


SIDE VIEW

NOTES:
1. ALL DIMENSIONS IN MM.

TOLERANCES UNLESS SPECIFIED		6024 Silver Creek Valley Rd San Jose, CA 95138 PHONE: (408) 727-6116 FAX: (408) 492-9674 WWW.IDT.COM
DECIMAL	ANGULAR	
XXX	#	
XXXX		
XXXXX		
APPROVALS	DATE	TITLE
DRWN: 640	2/9/15	JA4 PACKAGE OUTLINE
CHECKED		3.2 x 2.5 mm BODY
		1.0 mm Thick CLCC
SIZE	DRAWING No.	REV
C	PSC-4499	01
DO NOT SCALE DRAWING		SHEET 1 OF 2

Package Outline and Dimensions (JA4), cont.



RECOMMENDED LAND PATTERN

NOTES:

1. ALL DIMENSION ARE IN mm. ANGLES IN DEGREES.
2. TOP DOWN VIEW. AS VIEWED ON PCB.
3. COMPONENT OUTLINE SHOW FOR REFERENCE IN GREEN.
4. LAND PATTERN IN BLUE. NSMD PATTERN ASSUMED.
5. LAND PATTERN RECOMMENDATION PER IPC-7351B GENERIC REQUIREMENT FOR SURFACE MOUNT DESIGN AND LAND PATTERN.

TOLERANCES UNLESS SPECIFIED			6024 Silver Creek Valley Rd San Jose, CA 95138 PHONE: (408) 721-4716 FAX: (408) 492-9874	
DECIMAL	ANGULAR		www.IDT.com	
±	±			
XXX±				
XXXX±				
APPROVALS		DATE	TITLE	
DRAWN	REAG	2/2/15	JA4 PACKAGE OUTLINE	
CHECKED			3.2 x 2.5 mm BODY	
			1.0 mm Thick CLCC	
SIZE		DRAWING NO.	REV	
C		PSC-4499	01	
DO NOT SCALE DRAWING			SHEET 2 OF 2	

Ordering Information

Part / Order Number	Shipping Packaging	Package	Temperature
603-38.88-7JA4I	Cut-Tape	3.2 x 2.5 x 1.0 mm JA4 CLCC	-40 to +85 °C
603-38.88-7JA4I8	Tape and Reel	3.2 x 2.5 x 1.0 mm JA4 CLCC	-40 to +85 °C

IMPORTANT NOTICE AND DISCLAIMER

RENESAS ELECTRONICS CORPORATION AND ITS SUBSIDIARIES (“RENESAS”) PROVIDES TECHNICAL SPECIFICATIONS AND RELIABILITY DATA (INCLUDING DATASHEETS), DESIGN RESOURCES (INCLUDING REFERENCE DESIGNS), APPLICATION OR OTHER DESIGN ADVICE, WEB TOOLS, SAFETY INFORMATION, AND OTHER RESOURCES “AS IS” AND WITH ALL FAULTS, AND DISCLAIMS ALL WARRANTIES, EXPRESS OR IMPLIED, INCLUDING, WITHOUT LIMITATION, ANY IMPLIED WARRANTIES OF MERCHANTABILITY, FITNESS FOR A PARTICULAR PURPOSE, OR NON-INFRINGEMENT OF THIRD PARTY INTELLECTUAL PROPERTY RIGHTS.

These resources are intended for developers skilled in the art designing with Renesas products. You are solely responsible for (1) selecting the appropriate products for your application, (2) designing, validating, and testing your application, and (3) ensuring your application meets applicable standards, and any other safety, security, or other requirements. These resources are subject to change without notice. Renesas grants you permission to use these resources only for development of an application that uses Renesas products. Other reproduction or use of these resources is strictly prohibited. No license is granted to any other Renesas intellectual property or to any third party intellectual property. Renesas disclaims responsibility for, and you will fully indemnify Renesas and its representatives against, any claims, damages, costs, losses, or liabilities arising out of your use of these resources. Renesas' products are provided only subject to Renesas' Terms and Conditions of Sale or other applicable terms agreed to in writing. No use of any Renesas resources expands or otherwise alters any applicable warranties or warranty disclaimers for these products.

(Disclaimer Rev.1.0 Mar 2020)

Corporate Headquarters

TOYOSU FORESIA, 3-2-24 Toyosu,
Koto-ku, Tokyo 135-0061, Japan
www.renesas.com

Contact Information

For further information on a product, technology, the most up-to-date version of a document, or your nearest sales office, please visit:
www.renesas.com/contact/

Trademarks

Renesas and the Renesas logo are trademarks of Renesas Electronics Corporation. All trademarks and registered trademarks are the property of their respective owners.