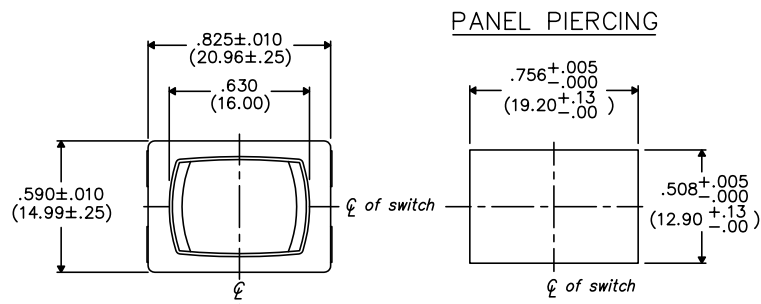


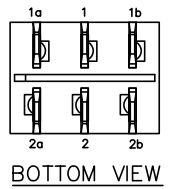
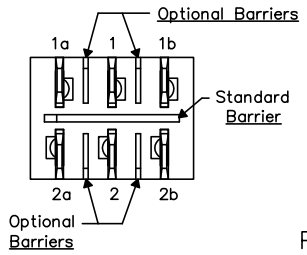
THIS INFORMATION IS CONFIDENTIAL AND PROPRIETARY TO CW INDUSTRIES INCORPORATED AND ITS AFFILIATES. IT MAY NOT BE DISCLOSED TO ANYONE OTHER THAN CW INDUSTRIES PERSONNEL, WITHOUT WRITTEN AUTHORIZATION FROM CW INDUSTRIES INCORPORATED, SOUTHAMPTON, PENNSYLVANIA USA.

B-FORMAT 2002
 REVISIONS



PANEL PIERCING

OPTIONAL INSULATING BARRIER

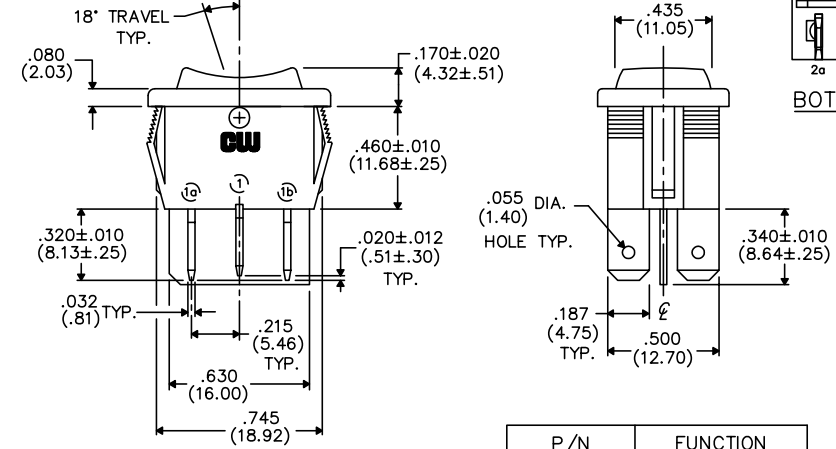
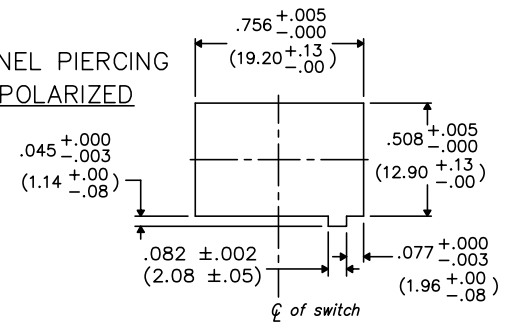


DIMENSIONS IN INCHES (MILLIMETERS)
DO NOT SCALE DRAWING

Dwg. No.
GRS-4023A,B,C,-XXXX

MOUNTING PANEL THICKNESS
 Standard—.050" (1.27mm) to .150" (3.81mm).
 Optional Mounting Claws for Custom Panel thickness are available.

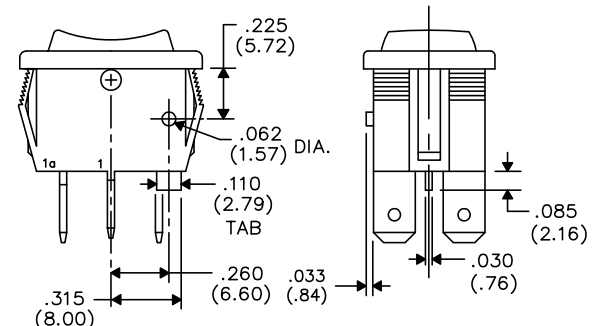
PANEL PIERCING POLARIZED



P/N	FUNCTION
GRS-4023A	Double Throw On-Off-On
GRS-4023B	Double Throw On-Off-(On)
GRS-4023C	Double Throw (On)-Off-(On)

TERMINAL OPTIONS:

- .187" (4.75mm) x .032" (.81mm) Solderless
- .110" (2.79mm) x .032" (.81mm) Solderless
- .187" (4.75mm) x .020" (.51mm) Solderless
- .110" (2.79mm) wide with .048" (1.22mm) x .237" (6.02mm) Slot for Soldering



TAB AND POLARIZATION OPTIONS

1	2	3	4	5	6	7	8	9	10
---	---	---	---	---	---	---	---	---	----

CW INDUSTRIES
 Southampton, Pa. 18966

TOLERANCES UNLESS OTHERWISE SPECIFIED

2 Place Decimal ±.010	METRIC
3 Place Decimal ±.005	1 Place Dec. ±.25mm
Angles ±1°	2 Place Dec. ±.13mm

Made for: CW IND.
 Drawn by: DGW 10-28-2010
 Checked by:
 Approval:

Title: **ROCKER SWITCH ASSEMBLY D.P./D.T.**

Division: **SWITCH**

Dwg. No. **GRS-4023A,B,C,-XXXX**