



HC-B 24-ESTZ-48

Order No.: 1647475



<http://eshop.phoenixcontact.de/phoenix/treeViewClick.do?UID=1647475>

HEAVYCON male insert, B24 series, 24-pos., spring-cage connection, numbering 25 - 48

| Commercial data | |
|--------------------------|---|
| GTIN (EAN) |  4 017918 969530 |
| sales group | D000 |
| Pack | 1 pcs. |
| Customs tariff | 85369010 |
| Catalog page information | Page 433 (PC-2009) |

Product notes

WEEE/RoHS-compliant since:
09/21/2006



<http://www.download.phoenixcontact.com>
Please note that the data given here has been taken from the online catalog. For comprehensive information and data, please refer to the user documentation. The General Terms and Conditions of Use apply to Internet downloads.

Technical data

| General data | |
|---------------------------------|---|
| Note | For HEAVYCON-ADVANCE housing of B24 type and HEAVYCON housing of B24/B48 type |
| Connection method | Spring-cage connection |
| Ambient temperature (operation) | -40 °C ... 125 °C (including heating up of contacts) |
| Pollution degree | 3 |

| | |
|---|--|
| Surge voltage category | III |
| Number of positions | 24 |
| Insertion/withdrawal cycles | ≥ 500 |
| Design | B24 |
| Conductor cross-section | 0.14 mm ² ... 2.5 mm ² |
| Connection cross-section AWG | 26 ... 14 |
| Stripping length of the individual wire | 8 mm +-1 mm |
| Connection | For housings of type B16/B32. Connectors may only be actuated when there is no load/voltage. |

Material data

| | |
|------------------------------------|--------------|
| Inflammability class acc. to UL 94 | V0 |
| Contact material | Copper alloy |
| Contact surface material | Ag |
| Contact carrier material | PC |

Electrical characteristics

| | |
|-----------------------|-------|
| Rated voltage (III/3) | 500 V |
| Rated surge voltage | 6 kV |
| Rated current | 16 A |

Certificates / Approvals



Certification CUL, UL

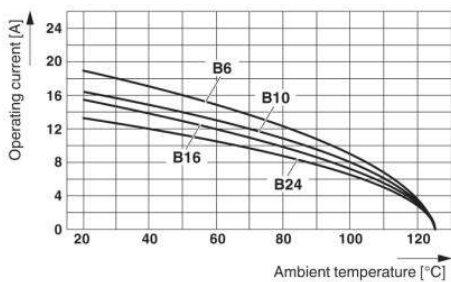
Accessories

| Item | Designation | Description |
|----------------|----------------|--|
| General | | |
| 1586141 | HC-B 24-ANDOCK | Docking frame for racks, for contact inserts of B24 type, with four M5 flat headed screws, rack balance x/y axis +- 1.5 mm |
| 1644326 | HC-B-3PE | PE multiplier, for three PE connections, for HC-B (besides HC-B..E..ZZ) / HC-BB / HC-DD / HC-D40 / HC-D64 contact inserts |
| 1604997 | HC-B-PES | PE screw, for contact inserts HC-B / HC-BB / HC-DD / HC-D40 / HC-D64 |

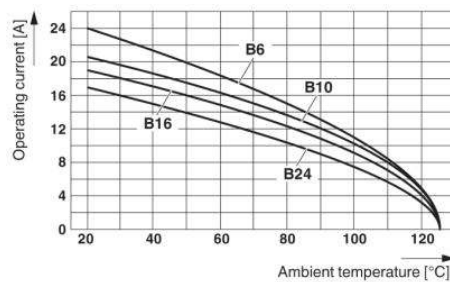
| | | |
|---------|--------------------|---|
| 1685327 | HC-B-ZG | Strain relief clamps contact inserts of series: B-, BB-, D 40, D 64, DD and HV, straight cable exit |
| 1685330 | HC-B-ZS | Strain relief clamps contact inserts of series: B-, BB-, D 40, D 64, DD and HV, lateral cable exit |
| 1772722 | HC-CB | Coding pin, prevents mismatching of up to six plug connectors with an identical number of positions |
| 1676860 | HC-CBU | Keying socket for coding up to 16 plug connectors |
| 1676857 | HC-CST | Keying peg for coding up to 16 plug connectors |
| 1660944 | HC-SMP 150-B24-AMQ | HEAVYCON connector assembly frame with panel mounting base with double locking latch, for contact inserts of type B24 |
| 1687985 | HC-SMR-B24 | HEAVYCON connector assembly frame, for contact inserts of type B24 |

Diagrams/Drawings

Diagram

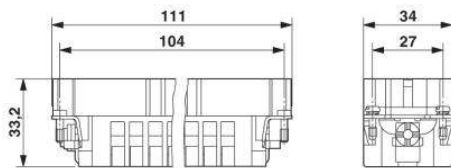


The illustration shows the derating diagram of various series B contact inserts (B6 to B24), conductor cross section 1.5 mm²

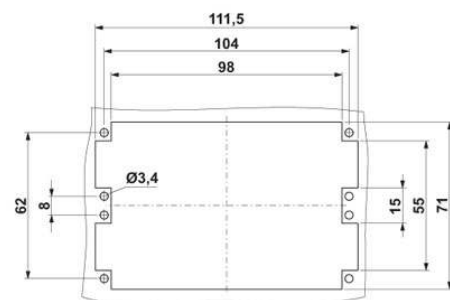


The illustration shows the derating diagram of various series B contact inserts (B6 to B24), conductor cross section 2.5 mm²

Dimensioned drawing




Male insert



Panel cutout

Schematic diagram

Connector pin assignment, connection side



Address

PHOENIX CONTACT Deutschland GmbH
Flachmarktstr. 8
32825 Blomberg, Germany
Phone +49 5235 3 12000
Fax +49 5235 3 41200
<http://www.phoenixcontact.de>



© 2010 Phoenix Contact
Technical modifications reserved;