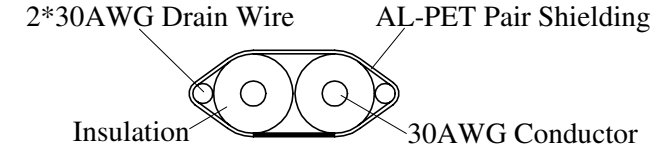
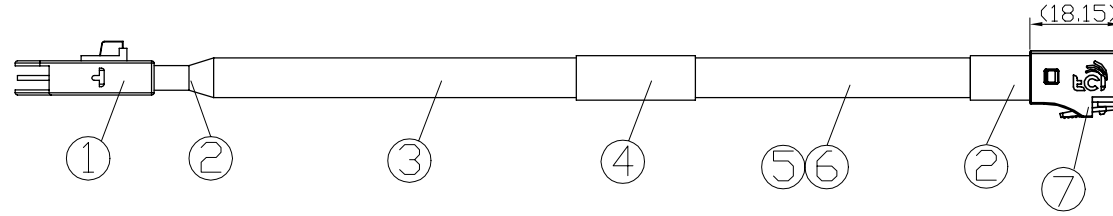
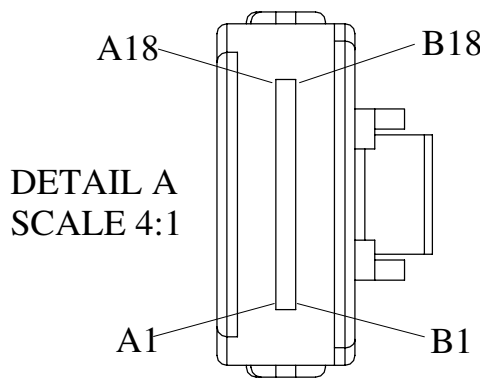


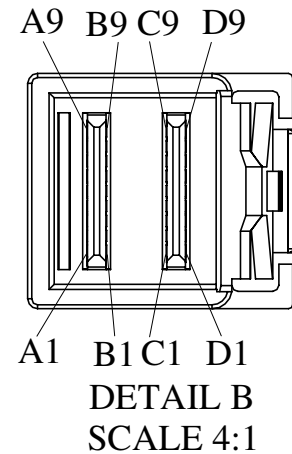
Cross Section C-C
SCALE 6:1



Parallel Pair Unit
SCALE 20:1



DETAIL A
SCALE 4:1



DETAIL B
SCALE 4:1

7	1	EA	Short Type HD miniSAS CONNECTOR KIT
6	A/R	MM	30AWG DISCRETE SINGLE WIRE FOR SIDEBAND SIGNAL
5	A/R	MM	30AWG PARALLEL PAIR 100 ohms DIFFERENTIAL CABLE, AL-PET+2*30AWG DRAIN WIRE zygomorphic FOR SHIELDING
4	1	EA	CABLE LABEL, BRIGHT WHITE
3	A/R	MM	PLASTIC BRAID, BLACK COLOR
2	A/R	MM	AC fabric tape, BLACK COLOR
1	1	EA	miniSAS STRAIGHT CONNECTOR KIT
ITEM	Q'TY	UNIT	DESCRIPTION

www.fciconnect.com		surface - ✓	tolerance std -	projection -	MM
		TOLERANCES UNLESS OTHERWISE SPECIFIED			
Dr	Andy Wu	2012-11-16	ANGULAR	0.X ±	size A3
Eng	Andy Wu	2012-11-16	LINEAR	0.XX ±	Scale NTS
Chr	Roger Cheng	2012-11-16	0° ±	0.XXX ±	ECN -
Appr	Jackson Wang	2012-11-16	Product family		Spec ref -
FCI title		Internal miniSASHD short type to miniSAS ST cable assembly		dwg no	10122526
catalog no		-		CUSTOMER	sheet 1 of 2

- NOTES:
- 100% CONTINUITY TESTED AS DEFINED IN WIRE DIAGRAM.
 - HI-POT TEST: DC 300V/10ms
CONNECTION RESISTANCE: 3.0 Ohm MAX.
INSULATION RESISTANCE: 10M Ohm MIN.
 - ROHS COMPLIANCE
 - PACKAGE SPECIFICATION REFER TO GS-14-1274.
 - A SYMBOL WILL BE NEXT TO ANY DIMENSION, VIEW OR NOTE WHICH HAS BEEN MODIFIED WITH THE CURRENT DRAWING REVISION

rev	ecn no	dr	date
A		Andy	11/16/2012



Copyright FCI.


WIRE DIAGRAM:

P1 BACKPLANE			P2 CONTROLLER	
PIN	SYMBOL		SYMBOL	PIN
B18	GND	-----	GND	A9
B17	Tx3-		Rx3-	A8
B16	Tx3+		Rx3+	A7
B15	GND	-----	GND	B9
B14	Tx2-		Rx2-	B8
B13	Tx2+		Rx2+	B7
B12	GND	-----	GND	B6
B11	SB 5	←-----→	SB 5	D1
B10	SB 4	←-----→	SB 4	C1
B9	SB 3	←-----→	SB 3	B1
B8	SB 7	←-----→	SB 7	A1
B7	GND	-----	GND	A6
B6	Tx1-		Rx1-	A5
B5	Tx1+		Rx1+	A4
B4	GND	-----	GND	A3
B3	Tx0-		Rx0-	B5
B2	Tx0+		Rx0+	B4
B1	GND	-----	GND	B3
A18	GND	-----	GND	C9
A17	Rx3-	←-----	Tx3-	C8
A16	Rx3+	←-----	Tx3+	C7
A15	GND	-----	GND	D9
A14	Rx2-	←-----	Tx2-	D8
A13	Rx2+	←-----	Tx2+	D7
A12	GND	-----	GND	D6
A11	SB 6	←-----→	SB 6	D2
A10	SB 2	←-----→	SB 2	C2
A9	SB 1	←-----→	SB 1	B2
A8	SB 0	←-----→	SB 0	A2
A7	GND	-----	GND	C6
A6	Rx1-	←-----	Tx1-	C5
A5	Rx1+	←-----	Tx1+	C4
A4	GND	-----	GND	C3
A3	Rx0-	←-----	Tx0-	D5
A2	Rx0+	←-----	Tx0+	D4
A1	GND	-----	GND	D3

TABLE 1:

CUSTOMER P/N	FCI P/N	REVISION	WIRE GAUGE	LENGTH("L")	TOLERANCE
TBD	10122526-2030LF	01	30AWG	300 mm	±15mm
TBD	10122526-2040LF	01	30AWG	400 mm	±15mm
TBD	10122526-2050LF	01	30AWG	500 mm	±15mm
TBD	10122526-2060LF	01	30AWG	600 mm	±15mm
TBD	10122526-2070LF	01	30AWG	700 mm	±15mm
TBD	10122526-2080LF	01	30AWG	800 mm	±15mm
TBD	10122526-2090LF	01	30AWG	900 mm	±15mm
TBD	10122526-2100LF	01	30AWG	1000 mm	±20mm

CABLE LABEL SPEC.:



WHITE

CLEAR

LABEL NOTES:

A. FCI PN and Revision: see table 1

B. 12/08/21-0001

SN: SERIAL NUMBER

DD: DATE

MM: MONTH

YY: YEAR

C. SN: START FROM 0001...

WHICH COULD NOT BE REPEAT.



Copyright FCI.

rev	ecn no	dr	date

www.fciconnect.com		surface - ✓	tolerance std -	projection	MM
		TOLERANCES UNLESS OTHERWISE SPECIFIED			←-----→
Dr	Andy Wu	2012-11-16	ANGULAR	size	Scale
Eng	Andy Wu	2012-11-16	LINEAR	A3	NTS
Chr	Roger Cheng	2012-11-16	0° ±'	ECN	-
Appr	Jackson Wang	2012-11-16	Product family	Spec ref	-
		title Internal miniSASHD short type to miniSAS ST cable assembly		dwg no 10122526	Rev. A
catalog no		-		CUSTOMER	sheet 2 of 2