

# XEP4E1FDA454

Microswitch, Limit switches XC Standard, miniature limit switch, roller lever, cable length 0.5 m



## Main

Range of Product	OsiSense XC
Series name	Special format
Product or Component Type	Microswitch
Device short name	XEP4
Detector design	Subminiature, DIN 41635 B format, sealed
Head type	Plunger head
Lever material	Stainless steel Glass reinforced polyamide roller
Lever fixing position	A
Movement of operating head	Linear
Type of operator	Roller lever
Type of approach	Lateral approach
Electrical connection	Pre-cabled
Cable length	1.64 ft (0.5 m)
Cable composition	3 x 0.5 mm <sup>2</sup>
Contacts type and composition	1 C/O standard
Contact operation	Snap action
Contacts material	AgCdO

## Complementary

Body Material	Polyester
Maximum force for tripping	0.83 N lever fixing position in A 1.67 N lever fixing position in B
Minimum release force	0.27 N lever fixing position in A 0.53 N lever fixing position in B
Maximum permissible end of travel force	3.33 N lever fixing position in A 6.67 N lever fixing position in B
Tripping point	0.57 in (14.5 mm) lever fixing position in B 0.61 in (15.5 mm) lever fixing position in A
Maximum differential travel	0.01 in (0.2 mm) lever fixing position in B 0.02 in (0.39 mm) lever fixing position in A
Minimum over travel	0.04 in (0.9 mm) lever fixing position in B 0.07 in (1.8 mm) lever fixing position in A
Inter contact distance	0.02 in (0.4 mm)
Contact code designation	B300, AC-15 (Ue = 240 V, Ie = 1.5 A)/EN/IEC 60947-5-1 appendix A R300, DC-13 (Ue = 250 V, Ie = 0.1 A)/EN/IEC 60947-5-1 appendix A
[I <sub>th</sub> ] conventional free air thermal current	7.5 A 250 V 50/60 Hz
Mechanical durability	2000000 cycles
Width	0.28 in (7 mm)
Height	0.59 in (15 mm)
Depth	0.79 in (20 mm)
Net Weight	0.53 oz (14.9 g)
Terminals description ISO n°1	(1-2-4)OC

The information provided in this documentation contains general descriptions and/or technical characteristics of the performance of the products contained herein. This documentation is not intended as a substitute for and is not to be used for determining suitability or reliability of these products for specific user applications. It is the duty of any such user or integrator to perform the appropriate and complete risk analysis, evaluation and testing of the products with respect to the relevant specific application or use thereof. Neither Schneider Electric Industries SAS nor any of its affiliates or subsidiaries shall be responsible or liable for misuse of the information contained herein.

## Environment

IP Degree of Protection	IP67
Ambient air temperature for operation	-40...221 °F (-40...105 °C)
Marking	CE
Standards	UL 1054 EN 60947-5-1 CURus IEC 60947-5-1 EN 61058

## Ordering and shipping details

Category	22449 - LIMIT SWITCHES,ACCESSORIES
Discount Schedule	T
GTIN	3389110300529
Nbr. of units in pkg.	1
Package weight(Lbs)	0.60 oz (17 g)
Returnability	No
Country of origin	MA

## Packing Units

Unit Type of Package 1	PCE
Package 1 Height	0.39 in (1 cm)
Package 1 width	2.76 in (7 cm)
Package 1 Length	4.72 in (12 cm)
Unit Type of Package 2	BAG
Number of Units in Package 2	5
Package 2 Weight	3.00 oz (85 g)
Package 2 Height	2.76 in (7 cm)
Package 2 width	1.18 in (3 cm)
Package 2 Length	4.72 in (12 cm)
Unit Type of Package 3	S01
Number of Units in Package 3	100
Package 3 Weight	4.17 lb(US) (1.893 kg)
Package 3 Height	5.91 in (15 cm)
Package 3 width	5.91 in (15 cm)
Package 3 Length	15.75 in (40 cm)

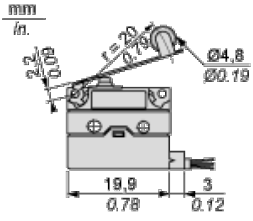
## Offer Sustainability

Sustainable offer status	Green Premium product
California proposition 65	WARNING: This product can expose you to chemicals including: Diisononyl phthalate (DINP), which is known to the State of California to cause cancer, and Di-isodecyl phthalate (DIDP), which is known to the State of California to cause birth defects or other reproductive harm. For more information go to <a href="http://www.P65Warnings.ca.gov">www.P65Warnings.ca.gov</a>
REACH Regulation	<a href="#">REACH Declaration</a>
REACH free of SVHC	Yes
EU RoHS Directive	Pro-active compliance (Product out of EU RoHS legal scope) <a href="#">EU RoHS Declaration</a>
Toxic heavy metal free	Yes
Mercury free	Yes
RoHS exemption information	<a href="#">Yes</a>
Environmental Disclosure	<a href="#">Product Environmental Profile</a>

## Contractual warranty

Warranty	18 months
----------	-----------

Dimensions

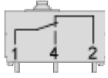


---

## Wiring Diagram

---

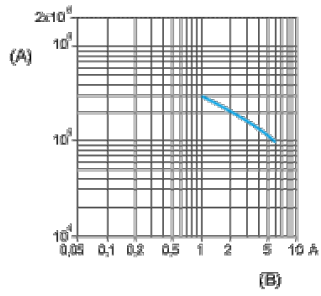
### Single-pole CO Snap Action



- 1 : Black
- 2 : Grey
- 4 : Blue

Operating Curves

250 V AC : Resistive circuit



- (A) Number of cycles
- (B) Current