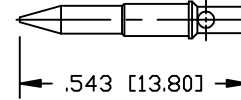
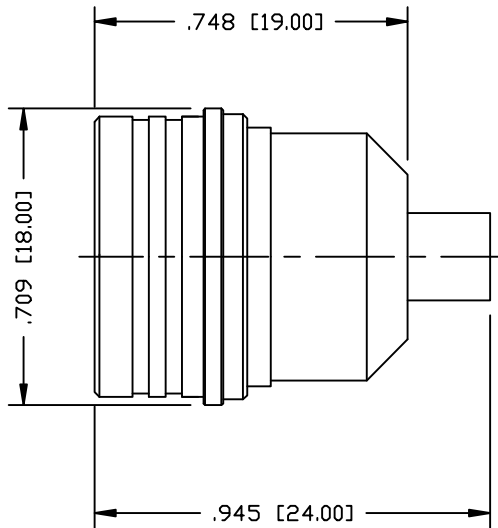


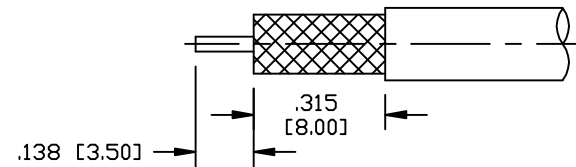
PART NO.

**RQN-1300-SR2**

REV	DESCRIPTION	DWN	DATE	APPROVED
-	ENGINEERING RELEASE	CZS	06/30/16	JDMc



REAR INSULATOR



RECOMMENDED STRIPPING DIMENSIONS

SPECIFICATIONS:

IMPEDANCE: 50 Ohms  
 FREQUENCY RANGE: 0-6 GHz  
 VSWR: 1.15 @ 3 GHz  
 IM 3RD Order:  $\leq -155$  dBc  
 WORKING VOLTAGE: 1k V rms @ sea level  
 TEMPERATURE RANGE: -55°C TO 165°C  
 INSULATION RESISTANCE: 5k M Ohms min.  
 COMPLIANT: RoHS

9	SHRINK TUBE	1	RUBBER	BLACK
8	REAR SPRING RING	1	BE.CU	WHITE BRONZE
7	O-RING	1	SILICONE	RED
6	OUTER SHELL	1	BRASS	WHITE BRONZE
5	LOCK RING	1	BE.CU	WHITE BRONZE
4	CONTACT	1	BRASS	SILVER
3	INSULATOR, REAR	1	PTFE	---
2	INSULATOR	1	PTFE	---
1	BODY	1	BRASS	WHITE BRONZE
#	DESCRIPTION	QTY	MATERIAL	FINISH

CUSTOMER  
OUTLINE DRAWINGALL DIMENSIONS  
ARE REFERENCE ONLYUNLESS OTHERWISE SPECIFIED:  
DIMENSIONS ARE IN INCHES  
AND [MILLIMETERS]

DRAWN	JDM	06/30/16
CHECKED		
ORJ DRAWN	C. ZUNIGA	06/30/16

PROPRIETARY AND CONFIDENTIAL  
 THIS DRAWING CONTAINS  
 INFORMATION PROPRIETARY TO  
 RF INDUSTRIES. ANY  
 UNAUTHORIZED USE OF THIS  
 DRAWING IS EXPRESSLY  
 PROHIBITED WITHOUT WRITTEN  
 PERMISSION FROM RF  
 INDUSTRIES. ANY VIOLATION IS  
 PUNISHABLE UNDER U.S.  
 COPYRIGHT LAWS.

**RFconnectors**  
 DIVISION OF RF INDUSTRIES, LTD.

7610 MIRAMAR RD.  
 SAN DIEGO, CA 92126  
 (858) 549-6340  
 (858) 549-6345 FAX

**QN MALE FOR TFT-402**

SIZE	CABLE GROUP	DWG NO.	REV
A	SR2	<b>RQN-1300-SR2</b>	---
SCALE:	ENGINEERING ID:	SHEET 1 OF 1	
NTS	000000		