

# XCKN2102G11

Limit switch, Limit switches XC Standard, XCKN, plastic roller plunger, 1NC+1 NO, snap, Pg11



## Main

|                               |  |
|-------------------------------|--|
| Range of Product              | Telemecanique Limit switches XC Standard |
| Series name                   | Standard format                          |
| Product or Component Type     | Limit switch                             |
| Device short name             | XCKN                                     |
| Sensor design                 | Compact form C                           |
| Body type                     | Fixed                                    |
| Head type                     | Plunger head                             |
| Material                      | Plastic                                  |
| Body Material                 | Plastic                                  |
| Head material                 | Plastic                                  |
| Fixing Mode                   | By the body                              |
| Movement of operating head    | Linear                                   |
| Type of operator              | Spring return roller plunger plastic     |
| Type of approach              | Lateral approach, 2 directions           |
| Cable entry                   | 1 entry tapped for Pg 11 cable gland     |
| Number of poles               | 2  |
| Contacts type and composition | 1 NC + 1 NO                              |
| Contact operation             | Snap action                              |

## Complementary

|  |   |
|--|---|
| Switch actuation                       | By 30° cam  |
| Electrical connection                  | Screw-clamp terminals 1 x 0.34...2 x 1.5 mm <sup>2</sup>  |
| Contacts insulation form               | Zb  |
| Positive opening                       | With  |
| Positive opening minimum force         | 20 N  |
| Minimum force for tripping             | 12 N  |
| Maximum actuation speed                | 0.98 ft/s (0.3 m/s)   |
| Contact code designation               | A300, AC-15 (Ue = 240 V), Ie = 3 A 10 A EN/IEC 60947-5-1 appendix A<br>R300, DC-13 (Ue = 250 V), Ie = 0.1 A EN/IEC 60947-5-1 appendix A   |
| [Ui] rated insulation voltage          | 300 VUL 508<br>500 V 3)IEC 60947-1<br>300 VCSA C22.2 No 14  |
| [Uimp] rated impulse withstand voltage | 6 kV IEC 60664<br>6 kV IEC 60947-1  |
| Short-circuit protection               | 10 A cartridge fuse gG  |
| Electrical durability                  | 5000000 Cycles, DC-13, 120 V, 4 W 60 cyc/mn 0.5 IEC 60947-5-1 appendix C<br>5000000 Cycles, DC-13, 24 V, 10 W 60 cyc/mn 0.5 IEC 60947-5-1 appendix C<br>5000000 cycles, DC-13, 48 V, 7 W 60 cyc/mn 0.5 IEC 60947-5-1 appendix C |
| Mechanical durability                  | 10000000 cycles   |
| Width                                  | 1.18 in (30 mm)   |
| Height                                 | 3.35 in (85 mm)   |
| Depth                                  | 1.18 in (30 mm)   |
| Net Weight                             | 0.32 lb(US) (0.145 kg)  |
| Terminals description ISO n°1          | (13-14)NO<br>(21-22)NC  |

The information provided in this documentation contains general descriptions and/or technical characteristics of the performance of the products contained herein. This documentation is not intended as a substitute for and is not to be used for determining suitability or reliability of these products for specific user applications. It is the duty of any such user or integrator to perform the appropriate and complete risk analysis, evaluation and testing of the products with respect to the relevant specific application or use thereof. Neither Schneider Electric Industries SAS nor any of its affiliates or subsidiaries shall be responsible or liable for misuse of the information contained herein.

## Environment

|                                       |   |
|---------------------------------------|---|
| Shock resistance                      | 45 gn 11 ms IEC 60068-2-27  |
| Vibration resistance                  | 25 gn 10...500 Hz)IEC 60068-2-6   |
| IP degree of protection               | IP65 conforming to IEC 60529  |
| IK degree of protection               | IK04 EN 50102   |
| Overvoltage category                  | Class II IEC 61140<br>Class II NF C 20-030  |
| Ambient Air Temperature for Operation | -13...158 °F (-25...70 °C)  |
| Ambient Air Temperature for Storage   | -40...158 °F (-40...70 °C)  |
| Protective treatment                  | TC  |
| Product Certifications                | UL<br>CCC<br>CSA  |
| Standards                             | CSA C22.2 No 14<br>EN 60947-5-1<br>UL 508<br>EN 60204-1<br>IEC 60204-1<br>IEC 60947-5-1 |

## Ordering and shipping details

|                       |                               |
|-----------------------|-------------------------------|
| Category              | 22435-LIMIT SWITCHES,TYPE XCM |
| Discount Schedule     | T                             |
| GTIN                  | 3389110318913                 |
| Nbr. of units in pkg. | 1                             |
| Package weight(Lbs)   | 2.36 oz (67.0 g)              |
| Returnability         | Yes                           |
| Country of origin     | ID                            |

## Packing Units

|                        |                  |
|------------------------|------------------|
| Unit Type of Package 1 | PCE              |
| Package 1 Height       | 1.18 in (3 cm)   |
| Package 1 width        | 1.18 in (3 cm)   |
| Package 1 Length       | 3.35 in (8.5 cm) |

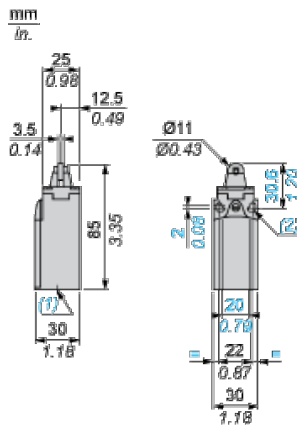
## Offer Sustainability

|                            |   |
|----------------------------|---|
| Sustainable offer status   | Green Premium product   |
| California proposition 65  | WARNING: This product can expose you to chemicals including: Diisononyl phthalate (DINP), which is known to the State of California to cause cancer, and Di-isodecyl phthalate (DIDP), which is known to the State of California to cause birth defects or other reproductive harm. For more information go to <a href="http://www.P65Warnings.ca.gov">www.P65Warnings.ca.gov</a> |
| REACH Regulation           | <a href="#">REACH Declaration</a>   |
| EU RoHS Directive          | Pro-active compliance (Product out of EU RoHS legal scope) <a href="#">EU RoHS Declaration</a>  |
| Mercury free               | Yes   |
| RoHS exemption information | <a href="#">Yes</a>   |
| Environmental Disclosure   | <a href="#">Product Environmental Profile</a>   |

## Contractual warranty

|          |           |
|----------|-----------|
| Warranty | 18 months |
|----------|-----------|

Dimensions



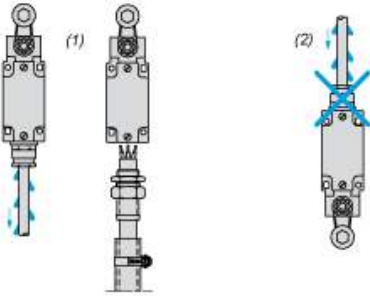
- (1) 1 tapped entry for Pg 11 cable gland
- (2)  $\varnothing$ : 2 elongated holes  $\varnothing 4.3 \times 6.3$  on 22 mm centres, 2 holes  $\varnothing 4.3$  on 20 mm centres.

---

Mounting with Cable Entry

---

Position of Cable Gland



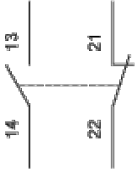
- (1) Recommended
- (2) To be avoided

---

Wiring Diagram

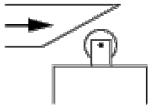
---

2-pole NC + NO Snap Action

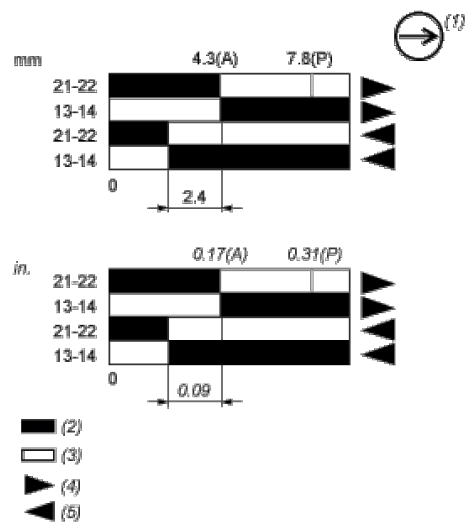


Characteristics of Actuation

Switch Actuation by 30° Cam



Functionnal Diagram



- (P) Positive opening point
- (A) Cam displacement
- (1) NC contact with positive opening operation
- (2) Closed
- (3) Open
- (4) Tripping
- (5) Resetting