

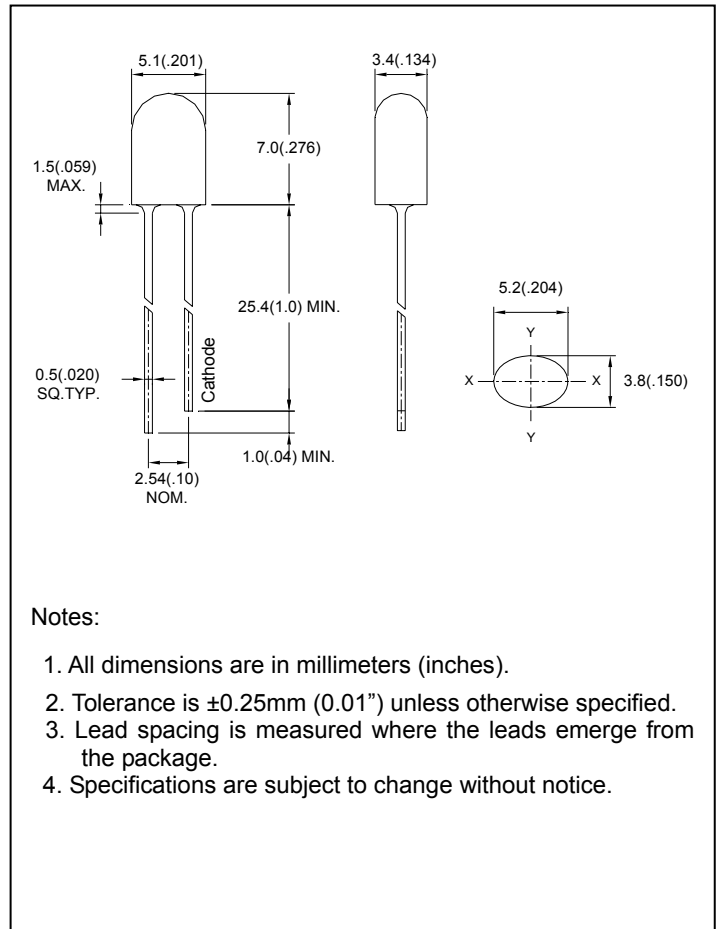
● Features:

1. Chip material: InGaN
2. Emitted color : Super Blue
3. Lens Appearance : Blue Diffused
4. Low power consumption.
5. High efficiency.
6. Versatile mounting on P.C. Board or panel.
7. Low current requirement.
8. Widely viewing angle.
9. This product don't contained restriction substance, compliance ROHS standard.

● Applications:

1. TV set
2. Monitor
3. Telephone
4. Computer
5. Circuit board

● Package dimensions:



● Absolute maximum ratings($T_a=25^\circ\text{C}$)

Parameter	Symbol	Rating	Unit
Power Dissipation	P_d	120	mW
Forward Current	I_F	30	mA
Peak Forward Current* ¹	I_{FP}	150	mA
Reverse Voltage	V_R	5	V
Operating Temperature	T_{opr}	$-40^\circ\text{C} \sim 80^\circ\text{C}$	
Storage Temperature	T_{stg}	$-40^\circ\text{C} \sim 85^\circ\text{C}$	
Soldering Temperature	T_{sol}	260°C (for 5 seconds)	

*¹Condition for I_{FP} is pulse of 1/10 duty and 0.1msec width.

● Electrical and optical characteristics(Ta=25°C)

Parameter	Symbol	Condition	Min.	Typ.	Max.	Unit
Forward Voltage	V_F	$I_F=20mA$	-	3.5	4.0	V
Luminous Intensity	I_v	$I_F=20mA$	-	350	-	mcd
Reverse Current	I_R	$V_R=5V$	-	-	100	μA
Peak Wave Length	λ_p	$I_F=20mA$	-	470	-	nm
Dominant Wave Length	λ_d	$I_F=20mA$	465	-	475	nm
Spectral Line Half-width	$\Delta \lambda$	$I_F=20mA$	-	30	-	nm
Viewing Angle	$2\theta_{1/2}$	$I_F=20mA$	-	80(X) 50(Y)	-	deg

● Typical electro-optical characteristics curves

Fig.1 Relative intensity vs. Wavelength

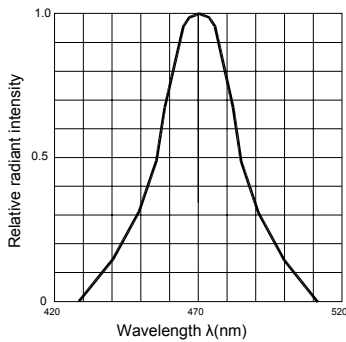


Fig.2 Forward current derating curve vs. Ambient temperature

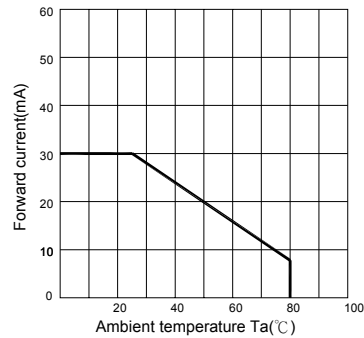


Fig.3 Forward current vs. Forward voltage

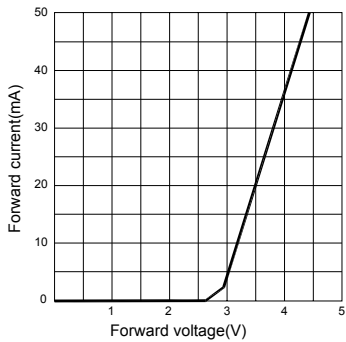


Fig.4 Relative luminous intensity vs. Ambient temperature

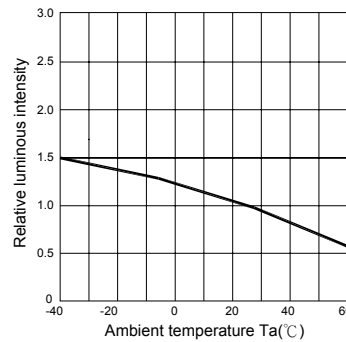


Fig.5 Relative luminous intensity vs. Forward current

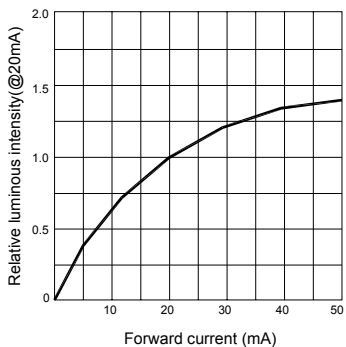
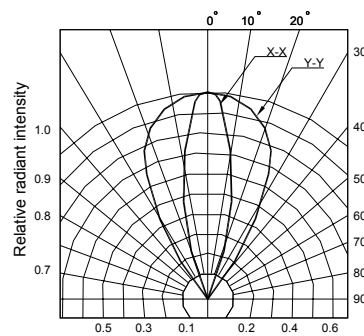


Fig.6 Radiation diagram



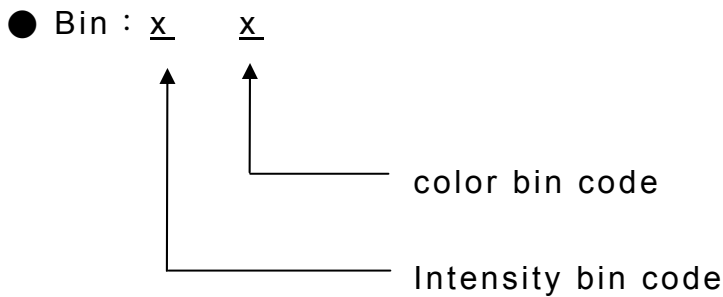
● **Bin Limits**

1. Intensity Bin Limits (At $I_F = 20\text{mA}$)

Bin Code	Min. (mcd)	Max. (mcd)
R	140	210
S	210	317
T	317	475
U	475	715
V	715	1060

2. Color Bin Limits (At $I_F = 20\text{mA}$) : Dominant Wave Length $\lambda_d(\text{nm})$

Bin Code	Min. (nm)	Max. (nm)
4	465	470
5	470	475



NOTES: 1. Tolerance of measurement of luminous intensity. : $\pm 15\%$

2. Tolerance of measurement of dominant wavelength : $\pm 1.0\text{nm}$